


# Budget 2026/27

## Every \$100 of rates builds a better Whitsunday



**\$49**

Roads, Footpaths & Building Maintenance



**\$17**

Aquatic Facilities, Parks and Recreation



**\$9**

Libraries and Customer & Community Services



**\$8**

Internal Operations



**\$8**

Planning, Regulatory & Environment



**\$4**

Governance & Decision Making



**\$3**

Economic Development & Tourism



**\$2**

Community Grants & Events

\* The above is funded from General Rates. Utility charges are used to fund water, sewerage and waste activities.

## Key highlights of Council's 2026/27 budget

**\$46.5M**

for roads, buildings and footpaths

**\$39.8M**

for water and sewerage

**\$17.9M**

for waste and recycling

**\$16.3M**


for parks, pools, playgrounds and cemeteries

**\$10.4M**

for libraries, customer and community services, grants and events

**\$3M**

for economic development and tourism



View the 2026/27 Budget at [www.whitsundayrc.qld.gov.au](http://www.whitsundayrc.qld.gov.au)

# Budget 2026/27



# 4%

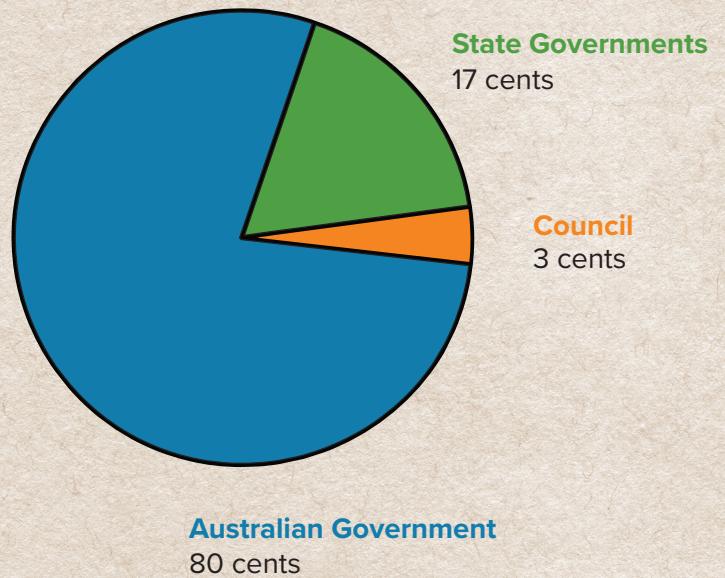
average general rate increase for ratepayers across all categories including waste and utilities

Only **3c** in every tax dollar goes to councils who are funding everyday services



# \$176.6M


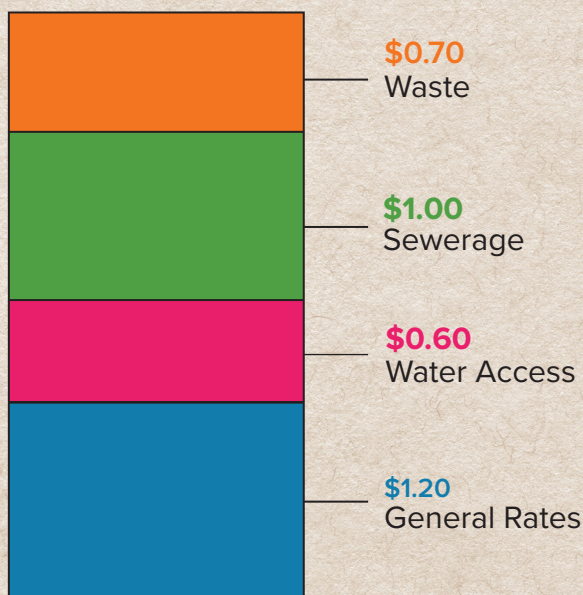
total operating expenditure for the 2026/27 financial year



## \$3.50 total weekly general rates & utility charges

for an average residential owner occupier with kerbside collection

The focus of this budget is **balance**



This budget is about meeting the needs of our growing region while finding efficiencies that help minimise rate increases