Whitsunday Regional Council

Notice of Meeting

Notice is hereby given that the **Ordinary Council Meeting** of the **Whitsunday Regional Council** will be held at the Council Chambers, 67 Herbert Street, Bowen on **Wednesday 24 May 2023,** commencing at **9:00 AM** and the Agenda is attached.

Councillors: Julie Hall (Mayor), Gary Simpson (Deputy Mayor), Jan Clifford, Clay Bauman, John Collins, Michelle Wright and Michael Brunker.

Local Government Regulation 2012

254.(C) (1) Notice of each local government meeting or adjourned local government meeting must be given to each councillor or committee member at least 2 days before the day of the meeting, unless it is impracticable to give the notice before that time.

(2) The written notice must state:

(a) state the day and time of the local government meeting; and
(b) for a special meeting—state the business to be conducted at the meeting; and
(c) include the agenda for the local government meeting.

(3) A **special meeting** is a meeting at which the only business that may be conducted is the business stated in the notice of meeting.

Warren Bunker

CHIEF EXECUTIVE OFFICER

Agenda of the **Ordinary Council Meeting** to be held at

Council Chambers, 67 Herbert Street, Bowen on Wednesday 24 May 2023 commencing at **9:00 AM**

Council acknowledges and shows respect to the Traditional Custodian/owners in whose country we hold this meeting.

9:00 AM

- Formal Meeting Commences

10:00 am - 10.30 am

- Morning Tea

Whitsunday Regional Council
Agenda of the **Ordinary Council Meeting** held at
Council Chambers, 67 Herbert Street, Bowen on
Wednesday 24 May 2023 commencing at **9:00 AM**

1 APOLOGIES/LEAVE OF ABSENCE 5
2 CONDOLENCES 6
2.1 Condolences Report 6
3 DECLARATIONS OF INTEREST 7
4 MAYORAL MINUTE 8
5 MAYORAL UPDATE 9
6 CONFIRMATION OF MINUTES 10
6.1 Confirmation of Minutes 10
7 BUSINESS ARISING 13
7.1 Public Question Response 13
8 DEPUTATIONS 15
9 PETITIONS 16
10 NOTICES OF MOTION 17
11 QUESTIONS ON NOTICE 18
12 QUESTIONS FROM THE PUBLIC GALLERY 19
13 OFFICERS REPORTS 20
13.1 Corporate Services 20
13.1.1 2022/23 Operational Plan Q3 Review 20
13.1.2 Trustee Lease - 4-24 Queens Road, Bowen - Lot 211 on SP200567 - Bowen Seagulls 52
13.1.3 Trustee Lease - 4-24 Queens Road, Bowen - Lot 211 on SP200567 - Bowen Lions Club Inc. 59
13.1.4 Revenue Policy 2023/24 61
13.1.5 Cost Recovery Fees & Other Charges - Financial Year 2023/24 70
13.1.6 Declaration of Water Meter Reads 157
13.1.7 Finance Report - FY 2022-23 Period ending April 2023 159
13.1.8 Corporate Services Monthly Report - April 2023 191
13.2 Community Services 220
13.2.1 Donation on Council Fees April/May 2023 220
13.2.2 Request for Donation - Parents and Citizens Association Cannonvale State School Fete 223
13.2.3 Sponsorship Requests - Proserpine Show 226

13.2.4 Sponsorship Requests - Welcome Whales 233
13.2.5 Sponsorship Request - League Queensland 245
13.2.6 Financial Support for a Junior Elite Athlete - 24 May 2023 253
13.2.7 Sport & Recreation Club Grants - 24 May 2023 257
13.2.8 Temporary Closure - Kings Beach, Bowen and Denison Park, Botanical Gardens - 14 June 2023 to 16 August 2023 259
13.2.9 Community Services Monthly Report - April 2023 264
14 MATTERS OF IMPORTANCE 290
15 LATE REPORT ITEMS 291
16 CONFIDENTIAL MATTERS 292
16.1 Corporate Services 292
16.1.1 2023/24 Commercial Schedule of Fees & Charges 292
16.1.2 Lease - Whitsunday Coast Airport - Lot 50 on CPHR808298 - IOR Aviation 293

1 APOLOGIES/LEAVE OF ABSENCE

This item on the agenda allows Council the opportunity to receive apologies/leave of absence from Councillors unable to attend the meeting.

2 CONDOLENCES

2.1 - Condolences Report

DATE: Wednesday 24 May 2023

TO: Ordinary Council Meeting

AUTHOR: Tailah Jensen - Governance and Administration Officer

RESPONSIBLE OFFICER: Warren Bunker - Chief Executive Officer

PRESENTED FOR: Information

ATTACHMENTS

Nil

PURPOSE

To acknowledge and observe a minute silence for the recently deceased throughout the Whitsunday Region.

OFFICER'S RECOMMENDATION

That Council observe one (1) minute's silence for the recently deceased.

CONCLUSION

Councillors, committee members, staff, general public and anyone participating in the meeting are to stand and observe a minute silence for the recently deceased.

3 DECLARATIONS OF INTEREST

This item on the agenda allows Councillors the opportunity to declare a conflict of interest, in accordance with the *Local Government Act 2009* (the Act), in a matter that is to be discussed at this meeting of Council that is not an ordinary business matter.

Any such declarations will be managed during the meeting as required in accordance with the relevant sections of the Act.

4 MAYORAL MINUTE

This item on the agenda allows the Mayor to introduce, by a signed minute, a matter for consideration at the meeting. In accordance with Council's Standing Orders, such a matter takes precedence over all other matters for consideration at the meeting and may be adopted by a motion moved by the Mayor without the need for the motion to be seconded.

5 MAYORAL UPDATE

A verbal update will be provided.

6 CONFIRMATION OF MINUTES

6.1 - Confirmation of Minutes

DATE: Wednesday 24 May 2023

TO: Ordinary Council Meeting

AUTHOR: Tailah Jensen – Governance Administration Officer

AUTHORISING OFFICER: Warren Bunker - Chief Executive Officer

PRESENTED FOR: Decision

ATTACHMENTS

Nil

PURPOSE

At each Council meeting, the minutes of the previous meeting must be confirmed by the councillors present and signed by the person presiding at the later meeting. The Minutes of Council's Ordinary Council Meeting held on 10 May 2023 are provided for Councils review and confirmation.

OFFICER'S RECOMMENDATION

That Council confirms the Minutes of the Ordinary Meeting held on 10 May 2023.

BACKGROUND

In accordance with s272 of the Local Government Regulation 2012, minutes were taken at Council's Ordinary Council Meeting held on 10 May 2023 under the supervision of the person presiding at the meeting. These unconfirmed minutes once drafted were submitted to the Chief Executive Officer for review and are available on Council's website for public inspection.

DISCUSSION/CURRENT ISSUE

Council's options are:

Confirm the Minutes of the Ordinary Council Meeting held on 10 May 2023.

If Council is satisfied that the unconfirmed minutes are an accurate representation of what occurred at the meeting held on 10 May 2023 and comply with legislative requirements outlined in this report, no further action is required other than to confirm the minutes as per the recommendation.

Confirm the Minutes of the Ordinary Council Meeting held on 10 May 2023 with amendments.

If Council is not satisfied that the unconfirmed minutes are an accurate representation of what occurred at the meeting held on 10 May 2023 and comply with legislative requirements outlined in this report, then they move a motion that they be confirmed but with a list of amendments to ensure they are correct and compliant.

STATUTORY/COMPLIANCE MATTERS

In accordance with the Act, Council must record specified information in the minutes of a meeting regarding any declared material personal interests or conflicts of interest. At the Ordinary Council Meeting held on 10 May 2023, the following interests were declared and recorded in the minutes:

Councillor/Officer	Prescribed or Declarable	Report No.	Particulars of the interest
No declarations made for this meeting.			

Additionally, the chairperson of a local government meeting must also ensure that details of an order made against a Councillor for unsuitable meeting conduct at a Council meeting are recording in the minutes of the meeting. At the Ordinary Council Meeting held on 10 May 2023, the following orders were made:

Councillor	Order Made
No orders made for this meeting.	

Local Government Regulation 2012

Section 272 of the Regulation stipulates that the Chief Executive Officer must ensure that minutes of each meeting of a local government are taken under the supervision of the person presiding at the meeting.

Minutes of each meeting must include the names of councillors present at the meeting and if a division is called on a question, the names of all persons voting on the question and how they voted.

At each meeting, the minutes of the previous meeting must be confirmed by the councillors present and signed by the person presiding at the later meeting.

A copy of the minutes of each meeting must be available for inspection by the public, at a local government's public office and on its website, within 10 days after the end of the meeting. Once confirmed, the minutes must also be available for purchase at the local government's public office(s).

FINANCIAL IMPLICATIONS

The price for a member of the public to purchase a copy of the minutes must not be more than the cost to the local government of having the copy printed and made available for purchase, and if the copy is supplied to the purchaser by post, the cost of the postage.

TABLED MATTERS

Unresolved Tabled Matters			
Date of Meeting	**Resolution Number**	**Summary**	**Resolved**
25/05/2022	13.1.3 Council Meetings Live Stream Policy	That the item be tabled until we have a full Council.	To be presented to a future Council Meeting.
25/01/2023	13.2.3 - 20220634 - Development Application for Material Change of Use - Rooming Accommodation (Four (4) Rooms & Communal Facilities) - 37 George Street Bowen - T Tran Vu OM2023/01/25.15	That the item lie on the table pending further information and an on-site inspection to be conducted.	Awaiting advice from applicant.
22/02/2023	13.5.2 - Tondara Road seal	That the item lie on the table pending further investigations and costings.	
12/04/2023	13.2.4 Whitsunday Planning Scheme Major Amendment OM2023/04/12.14	That the matter lie on the table and be brought back to a future Briefing Session to ensure clarity of the Planning Scheme.	Resolved – motion carried at the 10 May 2023 Ordinary Meeting.
26/04/2023	20210936 - Development Application for Development Permit for Material Change of Use - Transport Depot - Lauriston Street, Bowen – KHJ Group Pty Ltd	That the item lay on the table pending further information to be provided.	Resolved – motion carried at the 10 May 2023 Ordinary Meeting to refuse the Development Application.

CONSULTATION

Director Corporate Services

DISCLOSURE OF OFFICER'S INTERESTS

No officer involved in the preparation of this report has an interest to declare in accordance with the provisions of the Local Government Act 2009 or the Staff Code of Conduct.

CONCLUSION

These minutes from the Ordinary Council Meeting held on 10 May 2023 are therefore submitted for adoption of their accuracy by the Councillors at this meeting of Council.

7 BUSINESS ARISING

7.1 - Public Question Response

DATE: Wednesday 24 May 2023

TO: Ordinary Council Meeting

AUTHORISING OFFICER: Warren Bunker - Chief Executive Officer

PRESENTED FOR: Information

There was a public question submitted for the Ordinary Council Meeting held on 12 April 2023 by Faye Chapman.

The question was taken on notice and the response has been provided.

ATTACHMENTS

1. Questions from the Public Gallery - Council Ordinary Meeting 12 April 2023 - Faye Chapman Redacted [**7.1.1** - 1 page]

DocuSign Envelope ID: 1C95D8F5-EA52-4747-B97D-B068F3BA62D4

Whitsunday Regional Council

Correspondence:
Chief Executive Officer,
Whitsunday Regional Council,
PO Box 104, Proserpine QLD 4800
P: 1300 WRC QLD (1300 972 753)
F: (07) 4945 0222
E: info@whitsundayrc.qld.gov.au
www.whitsundayrc.qld.gov.au
ABN 63 291 580 128

Our Reference: OM 12/04/2023
For further information, please contact: Development Services
Direct dial no.: 07 4945 0258

16 May 2023

Ms Faye Chapman
[redacted]

Email: [redacted]

Dear Ms Chapman

RE: Questions from the Public Gallery – Ordinary Council Meeting 12 April 2023 – Amendments to Planning Scheme

I write in reference to the questions you read out at the Whitsunday Regional Council Ordinary Meeting of 12 April 2023 and your proposed questions to read at the Ordinary Meeting of 10 May 2023.

Thank you for your comments as they are an important contribution to the public consultation process.

Council has taken your comments and the issues you raised into account when determining the amendments to the Planning Scheme.

I understand you were in attendance at the Ordinary Meeting on 10 May 2023 and you are aware of Council's resolution being the retention of 'maximum building height' and retention of the Airlie Beach Local Plan overall outcome 2(a), as exhibited in the draft major amendment.

The Major Amendment will be forwarded to the Minister for State Development, Infrastructure, Local Government and Planning for his consideration. The Minister will then advise Council if the Major Amendment can be made and become the new Planning Scheme.

Should you have any further questions, please contact Development Services on 07 4945 0258.

Yours faithfully

[redacted]

Warren Bunker
Chief Executive Officer

Bowen
Cnr Herbert & Powell Streets
Bowen QLD 4805

Proserpine
83-85 Main Street
Proserpine QLD 4800

Collinsville
Cnr Stanley & Conway Streets
Collinsville QLD 4804

Cannonvale
Shop 23, Whitsunday Plaza
Shute Harbour Road, Cannonvale QLD 4802

8 DEPUTATIONS

This item on the agenda allows persons to make a deputation to Council. Deputations are managed in accordance with Council's adopted Standing Orders.

9 PETITIONS

This item on the agenda allows for the Mayor, Councillors or Council's Chief Executive Officer to present a petition to the meeting. In accordance with Council's Standing Orders, no debate on or in relation to the tabled petition shall be allowed and the only motion which may be moved is that the petition either be received, referred to a Committee or Council officer for consideration and report back to Council, or not be received because it is deemed invalid.

10 NOTICES OF MOTION

In accordance with Council's Standing Orders, Councillors may give notice of any business they wish to be discussed at an Ordinary Meeting by way of a Notice of Motion. This item on the agenda allows Councillors to introduce and move any motions they have submitted to the Chief Executive Officer for inclusion in the agenda.

11 QUESTIONS ON NOTICE

This item on the agenda is for the inclusion of any responses prepared by officers in response to questions taken on notice at previous meetings of Council.

12 QUESTIONS FROM THE PUBLIC GALLERY

Excerpt from Council's Standing Orders:

1. In each Meeting, time shall be set aside to permit members of the public to address the Council on matters of public interest related to local government.
2. Questions from the Public Gallery will be taken on notice and may or may not be responded to at the Meeting.
3. The time allotted shall not exceed fifteen (15) minutes and no more than three (3) speakers shall be permitted to speak at any one (1) meeting.
4. Any person addressing the Council shall stand, act and speak with decorum and frame any remarks in respectful and courteous language.

13 OFFICERS REPORTS

13.1 Corporate Services

13.1.1 - 2022/23 Operational Plan Q3 Review

DATE: Wednesday 24 May 2023

TO: Ordinary Council Meeting

AUTHOR: Tailah Jensen - Governance Administration Officer

AUTHORISING OFFICER: Jason Bradshaw - Director Corporate Services

PRESENTED FOR: Decision

ATTACHMENTS

1. Q 3 Review Operational Plan Document [**13.1.1.1** - 29 pages]

PURPOSE

The purpose of this report is to present a written assessment of Council's progress towards implementing the annual Operational Plan 2022/23 for the period ending 31st March 2023 (Quarter 3 review).

OFFICER'S RECOMMENDATION

That Council receive the Operational Plan 2022/23 Quarter 3 Progress Report.

BACKGROUND

Local Governments must prepare and adopt an annual operational plan for each financial year, must discharge its responsibilities in a way that is consistent with its annual operational plan and report on Council's progress on a quarterly basis as an accountability and performance measure.

Council adopted its 2022/23 Operational Plan on the 24thJune 2022. The Operational Plan outlines activities proposed to be undertaken during the 2022/23 financial year which will contribute to the achievement of the strategies outlined in Council's Corporate Plan.

Monitoring of the delivery of the Operational Plan provides Council with oversight of the performance of the organisation in delivering Council's objectives and longer-term goals under the Corporate Plan.

DISCUSSION/CURRENT ISSUE

The Operational Plan provides the basis for reporting to Council on the quarterly progress towards achieving the Corporate Plan outcomes through the implementation of the annual Operational Plan. This includes measuring performance and managing risk.

Actions have been identified for each Directorate that are linked to Key Focus Areas identified in the Corporate Plan. Reporting on these actions in the attached is based on progress against time, budget spend, or other applicable milestones as outlined in reports to Council.

A summary of Quarter three (Q3) progress for all actions against the 2022/23 Operational Plan is provided below:

Action Status	Number of Actions
Not Started	9
Progressing	77
Not Progressing	1
Completed	24
On Hold	5
Total	**116**

This table indicates that based on overall performance, there is only one action 'Not Progressing' and 8% of actions have not yet commenced. The majority of actions identified in the Operational Plan are currently progressing representing 66% of all actions, with 4% being put on hold.

The details of progress on each action are included within the attached report for your information.

STATUTORY/COMPLIANCE MATTERS

This report for Q3 is presented to Council in accordance with section 174(3) of the Local Government Regulation 2012 that requires the Chief Executive Officer to present a written assessment of the local government's progress towards implementing the annual operational plan.

STRATEGIC IMPACTS

Support the organisation in ensuring appropriate compliance with legislation and to support the elected council in its decision-making processes and obligations as a local government.

FINANCIAL IMPLICATIONS

The Operational Plan has been structured within the bounds of the resources available to Council and is consistent with the 2022/23 annual budget. The Operational Plan Review is

timed to be reported alongside the Budget Reviews conducted each Quarter and that is to ensure where possible the financing and resourcing of the initiatives and projects within the Plan is consistent to deliver the outcomes identified. There are a number of resources challenges at present which may be impacting the delivery of some outcomes either through vacancies or external resources that are proving difficult to source.

CONSULTATION/ENGAGEMENT

Executive Leadership Team
All Managers and designated Responsible Officers

RISK ASSESSMENT

Failure to present and adopt the quarter one performance report on the Operational plan, presents a non-compliance risk under the *Local Government Act 2009*. As well an opportunity being lost to inform the community on the implementation of the Operational Plan 2022-2023 which may result in reputational risk for Council for not being seen as transparent and accountable in its delivery of the operational plan.

TIMINGS/DEADLINES

Under the Local Government Regulation 2012, the Chief Executive Officer must present a written assessment of the local government's progress towards implementing the annual operational plan at meetings of the local government held at regular intervals of not more than 3 months.

CONFLICT OF INTEREST DECLARATION

Council officers contributing to the preparation and approval of this report have no conflicts of interest to declare.

HUMAN RIGHTS IMPACT

No.

ALTERNATIVES CONSIDERED

N/A

OPERATIONAL PLAN

Quarterly Review - 31 March 2023

Whitsunday Regional Council

Themes : Corporate Plan - Key Focus Areas

Asset Management

Corporate Plan	Description	Responsible Officer	Responsible Officer Position	Status	Progress	Comments
KFA 1	Oversight, Management and operation of assets to provide the services and facilities that our community utilises and directly contribute to overall quality of life. Planning to ensure the benefits derived will continue. An Asset Management Plan holistically deals with all aspects of asset management and is strategically fundamental to our long-term sustainability.	Leah Bradley	Manager Financial Services		75%	Council adopted the Asset Management Strategy in September 2022. Elements of the Asset Management Strategy are well underway.

Review of Commercial Business Operations

Corporate Plan	Description	Responsible Officer	Responsible Officer Position	Status	Progress	Comments
KFA 2	Detailed understanding of the commercial viability of Council Commercial facilities to ensure operations are self-sustainable As such, Council needs to enable informed and strategic operational decisions.	Leah Bradley	Manager Financial Services		100%	Full Cost Pricing (FCP) assessment of Water & Sewerage and Waste have been completed. A Framework will be developed in 23/24 to embed this into a rolling cycle each year.

STATUS *Not Started* *Completed* *On Hold* *Progressing* *Not Progressing*

Community Plan (long-term)

Corporate Plan	Description	Responsible Officer	Responsible Officer Position	Status	Progress	Comments
KFA 3	Develop a long-term Community Plan that seeks to inform Council when considering future strategic plans, policies and operational decisions.	Julie Wright	Director Community Services		100%	Completed in quarter one.

Arts, Cultural & Heritage Strategy

Corporate Plan	Description	Responsible Officer	Responsible Officer Position	Status	Progress	Comments
KFA 4	Develop a strategy framework that aims to recognise, support, and invigorate arts, culture and heritage of our community and region.	Julie Wright	Director Community Services		60%	Draft Arts, Culture & Heritage Plan document progressing.

STATUS *Not Started* *Completed* *On Hold* *Progressing* *Not Progressing*

Establishment of a place of refuge – Cannonvale, Airlie Beach & Jubilee Pocket

Corporate Plan	Description	Responsible Officer	Responsible Officer Position	Status	Progress	Comments
KFA 5	Council progressively works to build sustainability and community resilience. This includes the establishment of places of refuge to protect the wellbeing of affected residents during times of need.	Neil McGaffin	Director Development Services		5%	Preliminary scoping underway to identify the approach and outcomes to be delivered.

Economic Development Strategy

Corporate Plan	Description	Responsible Officer	Responsible Officer Position	Status	Progress	Comments
KFA 6	Develop an Economic Development Strategy that aims to provide a framework to guide for our long-term growth and prosperity for a strong and resilient local economy.	Gary Warrener	Economic Development Manager		100%	Completed and being implemented.

STATUS *Not Started* *Completed* *On Hold* *Progressing* *Not Progressing*

Marine Facilities

Corporate Plan	Description	Responsible Officer	Responsible Officer Position	Status	Progress	Comments
KFA 7	Establish a Centre of Marine Excellence in Bowen and further development of Shute Harbour as part of the Whitsundays Destination Tourism Plan 2019 - 2024.	Gary Warrener	Economic Development Manager		40%	Due diligence around new investment in the Bowen Harbour is underway. Shute Harbour stage two and Grubby Bay is currently being evaluated by the State Agencies.

Long - term Financial Plan

Corporate Plan	Description	Responsible Officer	Responsible Officer Position	Status	Progress	Comments
KFA 8	Adequately model future financial trends and evaluate the impact of Council decisions through the development and implementation of a long-term financial plan that will allow Council to fully understand the financial ramifications of projects and actions and assist with the making of informed decisions.	Leah Bradley	Manager Financial Services		30%	External support has been engaged to assist in the delivery of a Financial Sustainability Strategy. An initial survey on the current state across the business and collation of relevant strategies, plans and policies has been completed.

STATUS *Not Started* *Completed* *On Hold* *Progressing* *Not Progressing*

Analysis of Full Cost Pricing for Water, Waste and Sewer functions

Corporate Plan	Description	Responsible Officer	Responsible Officer Position	Status	Progress	Comments
KFA 9	Undertake Full cost pricing for all relevant variable costs and an appropriate share of fixed costs that can be directly attributable to the Water, Waste and Sewer functions to determine a price path and applicable charge for services. Fundamental to this strategy, is the concept of "user pays" and that no subsidisation from other sources is received to support the operation of a function.	Leah Bradley	Manager Financial Services		90%	Full Cost Pricing (FCP) assessment of Water & Sewerage and Waste have been completed and partially applied in the 22/23 budget.

Advocacy Policy & Plan

Corporate Plan	Description	Responsible Officer	Responsible Officer Position	Status	Progress	Comments
KFA 10	Develop an advocacy policy and plan that guides process and assists to determine Council's regional priorities to effectively represent the community on issues impacting the community.	Gary Warrener	Economic Development Manager		80%	Draft Advocacy Policy is under development.

STATUS *Not Started* *Completed* *On Hold* *Progressing* *Not Progressing*

Governance Leadership Framework

Corporate Plan	Description	Responsible Officer	Responsible Officer Position	Status	Progress	Comments
KFA 11	Develop A governance leadership framework that helps to guide our elected members with their decision making and actions to reduce risk and achieve the standards expected by our community and other levels of government and good governance and leadership for democracy	James Ngoroyemoto	Manager Governance and Administration Services		100%	Completed in Quarter 1.

Development and Introduction of Business Plans for Directorates and Functions

Corporate Plan	Description	Responsible Officer	Responsible Officer Position	Status	Progress	Comments
KFA 12	Detail all aspects of Council operations to understanding of the issues and options. Applying a formalised process of business planning to ensure that decisions are made with a high level of due diligence	James Ngoroyemoto	Manager Governance and Administration Services		40%	Corporate Planning and reporting framework under development.

STATUS *Not Started* *Completed* *On Hold* *Progressing* *Not Progressing*

Assessment of Electoral Distribution Structure

Corporate Plan	Description	Responsible Officer	Responsible Officer Position	Status	Progress	Comments
KFA 13	Review of Electoral Distribution Structure	James Ngoroyemoto	Manager Governance and Administration Services		20%	Council decided not to proceed with any review in this term of Council.

Strategic Workforce Plan

Corporate Plan	Description	Responsible Officer	Responsible Officer Position	Status	Progress	Comments
KFA 14	Develop a Strategic workforce plan responsible for delivering all the services and facilities that the community enjoys and expects. A Strategic Workforce Plan evaluates the existing workforce and determines what is required to ensure our people are structured and capable to meet future needs and demands.	Lyndal O'Neill	Manager Human Resources		100%	Plan was adopted in 2022, actions are on going.

STATUS *Not Started* *Completed* *On Hold* *Progressing* *Not Progressing*

Reinvigoration and Resetting of Organisational Safety Obligations

Corporate Plan	Description	Responsible Officer	Responsible Officer Position	Status	Progress	Comments
KFA 15	Establishing an operational culture that embraces the need to be safety aware significantly reduces the risk of accidents and serious injury, attaining organisational consistency with the application of required safety standards.	Lyndal O'Neill	Manager Human Resources		75%	Switch On Safety Training for new employees delivered in March. WH&S Strategy is in consultation stage. On-line system WHS Monitor is progressing.

Waste Management Strategy

Corporate Plan	Description	Responsible Officer	Responsible Officer Position	Status	Progress	Comments
KFA 16	Revision of Council's current Waste Management Strategy that addresses the future waste management needs of the region.	Troy Pettiford	Chief Operating Officer Whitsunday Water		50%	Progressing the Draft Waste Management Strategy.

Land Use – Planning for the Future

Corporate Plan	Description	Responsible Officer	Responsible Officer Position	Status	Progress	Comments
KFA 17	A detailed review of land use planning across the region.	Shane Neville	Manager Strategic Planning		90%	Planning Scheme Major Amendment submitted for Ministers Approval.

STATUS *Not Started* *Completed* *On Hold* *Progressing* *Not Progressing*

Themes : Governance

Consistent organisational processes and legal requirements provide accountability for Council to follow recommended guidelines for the structure and running of the organisation.Honesty; openness; appropriate; regulatory - processes that ensure Council provides service to the community that is legal, appropriate and equitable.The Community plan will inform Council when considering future governance, strategic plans, policies and operational outcomes.

Operational Plan - Governance

Action Code	Action Name	Responsible Officer Position	Authorising Officer Position	Status	Progress	Comments
CORP03	Develop a Portable and Attractive Items Policy.	Manager Financial Services	Director Corporate Services		0%	The development of this policy has been on hold due to competing priorities and resourcing.
CORP08	Develop financial sustainability strategy incorporating Long Term Financial Plan.	Manager Financial Services	Director Corporate Services		30%	Progressing and to be finalised next financial year.
CORP09	Undertake the exercise of establishing the Full Cost Pricing for the identified Business Activities (incorporating the revised overhead allocations) and establish the required price paths for each such Business Activities.	Manager Financial Services	Director Corporate Services		95%	Full Cost Pricing has been incorporated into the 23/24 budget deliberations.
CORP10	Investigate a suitable insurance management solution, developing key metrics for measurement and documentation of processes.	Manager Financial Services	Director Corporate Services		60%	An Insurance Management Improvement Plan and draft Scope of Works has been developed.

STATUS *Not Started* *Completed* *On Hold* *Progressing* *Not Progressing*

Action Code	Action Name	Responsible Officer Position	Authorising Officer Position	Status	Progress	Comments
CORP11	Undertake a review on the cost/benefit of streamlining rates and water notice issue dates.	Manager Financial Services	Director Corporate Services		5%	Progressing with other operational efficiencies being trialled.
CORP12	Develop Phase 1 - Business Intelligence Reporting Framework.	Manager Financial Services	Director Corporate Services		25%	Progressing with initial training completed.
CORP14	Implement a Centre Led Procurement Model across Council.	Executive Manager Procurement, Property & Fleet	Director Corporate Services		40%	Progressing with project plan developed.
CORP15	Process review of Procure to Pay and Inventory Management processes.	Executive Manager Procurement, Property & Fleet	Director Corporate Services		80%	Progressing with desktop review completed.
CORP16	Develop and implement a Project Management Framework.	Executive Manager Procurement, Property & Fleet	Director Corporate Services		50%	The Project Management Framework and Policy has been developed and is being implemented.
CORP17	Develop a Council leasing policy and manual.	Executive Manager Procurement, Property & Fleet	Director Corporate Services		75%	The draft policy has been further updated and an information guideline has been developed.
CORP18	Implement the 2020/23 findings outlined in the ICT Strategic Plans and review beyond 2023.	Information Management and GIS Coordinator	Director Corporate Services		100%	Completed in quarter 2.
CORP19	Implement the findings outlined in the Records Management Improvement Program.	Information Management and GIS Coordinator	Director Corporate Services		40%	Progressing with configuration and information security is still to be finalised.

STATUS

Not Started *Completed* *On Hold* *Progressing* *Not Progressing*

Action Code	Action Name	Responsible Officer Position	Authorising Officer Position	Status	Progress	Comments
CORP20	Implement the CyberCX security review findings.	Information Management and GIS Coordinator	Director Corporate Services		50%	Progressing with 50% of the original works for the security uplift programs of work is complete.
CORP21	Establish and implement a fit for purpose asset management solution.	Information Management and GIS Coordinator	Director Corporate Services		80%	Review completed with recommendations to be presented Council.
CORP22	Implement an automated Accounts Payable Solution.	Manager Financial Services	Director Corporate Services		100%	Completed with minor amendments to be addressed.
CORP23	Roll out of a Smart Meter Program pilot and review findings.	Information Management and GIS Coordinator	Director Corporate Services		10%	Project on hold recommencing 23/24 financial year.
CORP24	Create a central repository of strategic service levels for each asset class by individual asset and service managers.	Information Management and GIS Coordinator	Director Corporate Services		0%	Link to Asset Management software and deferred to the 2023/24 year.
CORP25	Conduct testing exercises of Council's business continuity plans.	Manager Governance and Administration Services	Director Corporate Services		10%	Planning underway to conduct departmental business continuity walk through exercise.
CORP26	Develop and implement Council's integrated risk management system.	Manager Governance and Administration Services	Director Corporate Services		90%	Operational risk registers workshops completed.
CORP27	Implement and implement Council's strategy and corporate planning system.	Manager Governance and Administration Services	Director Corporate Services		100%	Corporate Planning and reporting system implemented.

STATUS

Not Started *Completed* *On Hold* *Progressing* *Not Progressing*

Action Code	Action Name	Responsible Officer Position	Authorising Officer Position	Status	Progress	Comments
CORP28	Implement Public Interest Disclosure (PID) Awareness Program.	Manager Governance and Administration Services	Director Corporate Services		70%	Whistle blower hotline implemented.
CORP29	Develop Council's integrity and governance awareness program.	Manager Governance and Administration Services	Director Corporate Services		75%	Training completed, Strategy reviewed and ongoing implementation.
CORP30	Review Council's Standing Orders/Meetings Policy.	Manager Governance and Administration Services	Director Corporate Services		40%	Initial review completed and pending consultation.
CORP31	Facilitate the development and adoption of business plans for the Infrastructure Services, Development Services and Community Services departments.	Manager Governance and Administration Services	Director Corporate Services		30%	Corporate Services business plan drafted, template currently under review.
CORP32	Review 2021-2026 Corporate Plan.	Manager Governance and Administration Services	Director Corporate Services		0%	To be revisited after 2024 quadrennial elections.
OMCEO01	Review guidelines and for entry level programs - Traineeships. Apprentices, Graduates and Cadets and initiate opportunities and budget proposals for entry level positions.	Manager Human Resources	Chief Executive Officer		90%	Guidelines are currently with Joint Consultative Committee for feedback.

STATUS

Not Started *Completed* *On Hold* *Progressing* *Not Progressing*

Action Code	Action Name	Responsible Officer Position	Authorising Officer Position	Status	Progress	Comments
OMCEO01	Review guidelines and for entry level programs - Traineeships. Apprentices, Graduates and Cadets and initiate opportunities and budget proposals for entry level positions.	Manager Human Resources	Chief Executive Officer		90%	Guidelines are currently with Joint Consultative Committee for feedback.
OMCEO02	Review recruitment methods for engagement of staff and selection for panel members.	Manager Human Resources	Chief Executive Officer		80%	Process improvement progressing.
OMCEO02	Review recruitment methods for engagement of staff and selection for panel members.	Manager Human Resources	Chief Executive Officer		80%	On boarding and hiring manager access to the recruitment module will be enhanced with implementation.
OMCEO03	Review the Performance and Development Planning Process and provide skill development through training and coaching for supervisors.	Manager Human Resources	Chief Executive Officer		75%	Project is progressing.
OMCEO04	Improve efficiencies and compliance of HR data collection, reporting and decision making through the implementation of further modules of One Council to be delivered by the HRP Project.	Manager Human Resources	Chief Executive Officer		75%	Enhancements are progressing.

STATUS

Not Started *Completed* *On Hold* *Progressing* *Not Progressing*

Action Code	Action Name	Responsible Officer Position	Authorising Officer Position	Status	Progress	Comments
OMCEO05	Improve processes and develop capability for supervisors in managing performance and implementing change in the workplace.	Manager Human Resources	Chief Executive Officer		75%	Draft guideline under consultation.
OMCEO06	Review and update Council's Safety Management Plan to align with ISO 45001 - Occupational Health and Safety Standard.	WHS Coordinator	Manager Human Resources		70%	Policies, Strategy, Management Standards and Incident & injury Management Procedure are in draft and ready for consultation.
OMCEO07	Implement an on-line Safety Management System for improved incident reporting, data collection, information management and reporting.	WHS Coordinator	Manager Human Resources		50%	WH&S Monitor implementation is progressing. With configuration ongoing and testing commenced.
OMCEO19	Review and update Corporate Style Guide.	Communications and Marketing Manager	Chief Executive Officer		100%	Completed
OMCEO20	Undertake bi-annual Community Satisfaction Survey.	Communications and Marketing Manager	Chief Executive Officer		100%	Completed
OMCEO21	Develop an Internal Communications Strategy.	Communications and Marketing Manager	Chief Executive Officer		100%	Completed and being implemented.
OMCEO22	Revise and update the Social Media Strategy.	Communications and Marketing Manager	Chief Executive Officer		90%	Progressing to completion.

STATUS

Not Started *Completed* *On Hold* *Progressing* *Not Progressing*

Action Code	Action Name	Responsible Officer Position	Authorising Officer Position	Status	Progress	Comments
OMCEO23	Revise and update the Crisis Communications Plan.	Communications and Marketing Manager	Chief Executive Officer		90%	Progressing to completion.
OMCEO24	Develop a Writing Style Guide to ensure consistency of language and tone.	Communications and Marketing Manager	Chief Executive Officer		0%	To be progressed.

STATUS

Not Started *Completed* *On Hold* *Progressing* *Not Progressing*

Themes : Community

The community represents our residents and visitors, who are our customers and who we serve in our roles. We also refer to groups among our residents as communities, based on location (i.e. a coastal community such as Dingo Beach) and background i.e. our First Nations People. In a personal sense, community is about a sense of belonging and cohesion; being able to support one another during difficult times.

Operational Plan - Community

Action Code	Action Name	Responsible Officer Position	Authorising Officer Position	Status	Progress	Comments
CS01	Develop the long-term Community Plan.	Director Community Services	Director Community Services		100%	Completed in quarter one.
CS02	Develop the draft Arts, Cultural & Heritage Strategy.	Director Community Services	Director Community Services		60%	Draft Arts, Culture & Heritage Plan document progressing.
CS03	Review and Implement Council's Reconciliation Action Plan.	Director Community Services	Director Community Services		20%	Further review of the Reconciliation Action Plan to continue.
CS04	Develop Customer Service Strategy.	Manager - Customer Service	Director Community Services		40%	Draft Customer Service Strategy progressing.
CS05	Review Customer Service Charter.	Manager - Customer Service	Director Community Services		100%	Project has been completed.
CS06	Implement changes to current Customer Relationship Management (CRM) system.	Manager - Customer Service	Director Community Services		90%	Draft changes to current Customer Relationship Management (CRM) system currently being developed.

STATUS *Not Started* *Completed* *On Hold* *Progressing* *Not Progressing*

Action Code	Action Name	Responsible Officer Position	Authorising Officer Position	Status	Progress	Comments
IS09	Develop a Natural Hazard Guide for Whitsunday Accommodations Providers and Tourists.	Disaster Management Coordinator	Director Infrastructure Services		100%	Completed.

STATUS

Not Started *Completed* *On Hold* *Progressing* *Not Progressing*

Themes : Socio-Economic Connectedness

Understanding there is a direct correlation between the strength of the economy and social capital. Investment is linked to social and community needs and outcomes. The balance between social and economic networks within a community and how they interact/support each other.

Operational Plan - Socio-Economic Connectedness

Action Code	Action Name	Responsible Officer Position	Authorising Officer Position	Status	Progress	Comments
OMCEO08	Implementation of priorities identified in the Advocacy Plan.	Economic Development Manager	Chief Operating Officer Aviation and Tourism		65%	Projects are progressing on schedule.
OMCEO09	Complete a Project Management Plan Feasibility study for the Bowen Marine Industry Precinct.	Economic Development Manager	Chief Operating Officer Aviation and Tourism		10%	Project is currently on hold until Land Use Plan is completed by Transport Main Roads.
OMCEO10	Complete a Project Management Plan Feasibility study for the Shute Harbour Stage 2 facility at Grubby Bay.	Economic Development Manager	Chief Operating Officer Aviation and Tourism		5%	Project on hold pending further internal discussion.
OMCEO11	Advocate to the state government for investment and development at the Abbot Point State Development Area (SDA).	Economic Development Manager	Chief Operating Officer Aviation and Tourism		75%	The matter will be discussed again in a meeting with DSDILGP scheduled for 28 April.
OMCEO12	Develop business case and attract funding for a cold storage facility at Whitsunday Coast Airport to reflect expanding businesses such as Tassal - Prawn Farm.	Chief Operating Officer Aviation and Tourism	Chief Executive Officer		10%	Freight Distribution Centre is progressing.

STATUS

Not Started *Completed* *On Hold* *Progressing* *Not Progressing*

Action Code	Action Name	Responsible Officer Position	Authorising Officer Position	Status	Progress	Comments
OMCEO13	Develop Feasibility study for Heart of the Reef Discovery Centre.	Economic Development Manager	Chief Operating Officer Aviation and Tourism		100%	Study completed. Meeting scheduled for 27 April to discuss the next phase of this project.
OMCEO14	Develop 2022-2023 Investment prospectus.	Economic Development Manager	Chief Operating Officer Aviation and Tourism		70%	Activity progressed with development of investment attraction video. Content now being developed.

STATUS

Not Started *Completed* *On Hold* *Progressing* *Not Progressing*

Themes : Environment & Climate Change

Building understanding of climate change and environmental values, growing stewardship in the community, and assisting the community to adapt, mitigate and manage climate and environmental risks and changes towards a low carbon economy.

Operational Plan - Environment & Climate

Action Code	Action Name	Responsible Officer Position	Authorising Officer Position	Status	Progress	Comments
CS07	Amend Local law No1 Administration and subordinate local law - prescribed activities (Short Term Accommodation).	Manager Natural Resource Management & Climate	Director Community Services		100%	The project has been completed. Implementation is to commence 2023/2024.
CS08	Complete Council's Carbon Offset feasibility project.	Manager Natural Resource Management & Climate	Director Community Services		100%	The Study has been completed. Actions from study progressing.
CS09	Develop a framework for Council's Urban Catchment stormwater quality plan.	Manager Natural Resource Management & Climate	Director Community Services		15%	Reviewing framework for the possibility to be incorporated into the Stormwater Strategy.
CS10	Coordinate the development of a Whitsunday Paradise foreshore reserve.	Manager Natural Resource Management & Climate	Director Community Services		5%	Project not progressing 2022/2023. Project to be reviewed in future years.
CS11	Investigate options to improve water quality in Mullers lagoon.	Manager Natural Resource Management & Climate	Director Community Services		5%	Project not progressing 2022/2023 due to elements being reviewed for incorporation into the Mullers Lagoon Master Plan.

STATUS *Not Started* *Completed* *On Hold* *Progressing* *Not Progressing*

Action Code	Action Name	Responsible Officer Position	Authorising Officer Position	Status	Progress	Comments
CS12	Coordinate the review of Mainland camping.	Manager Natural Resource Management & Climate	Director Community Services		5%	Project not progressing 2022/2023. Project to be reviewed in future years.
CS13	Coordinate the development of a concept Plan for Hydeaway Bay foreshore to Dingo Beach.	Manager Natural Resource Management & Climate	Director Community Services		10%	Awaiting decision from the Executive Director of State Lands in Brisbane.
CS14	Review of Climate Hub Operations.	Manager Natural Resource Management & Climate	Director Community Services		100%	This project is now complete.
CS15	Develop the Cannonvale Lake Management Plan.	Manager Natural Resource Management & Climate	Director Community Services		100%	This project is now complete.
CS16	Implement the Urban Leucaena Control Management Program.	Manager Natural Resource Management & Climate	Director Community Services		60%	The Leucaena Program is underway.
CS17	Coordinate the development of Council's Environmental Sustainability framework.	Manager Natural Resource Management & Climate	Director Community Services		5%	Project not progressing 2022/2023. Project to be reviewed in future years.
CS18	Develop a Whitsunday Paradise Community Bushfire Plan.	Manager Natural Resource Management & Climate	Director Community Services		10%	The development of the Whitsunday Paradise Community Bushfire Plan is progressing.

STATUS

Not Started *Completed* *On Hold* *Progressing* *Not Progressing*

Action Code	Action Name	Responsible Officer Position	Authorising Officer Position	Status	Progress	Comments
CS19	Coordinate the development of Council's Climate Change Implementation Plan.	Manager Natural Resource Management & Climate	Director Community Services		15%	A draft Climate Change Implementation Program is progressing.
CS20	Investigate Cannonvale Lake dredging activity.	Manager Natural Resource Management & Climate	Director Community Services		5%	Project not progressing 2022/2023. Project to be reviewed in future years.
IS08	Develop a Community Resilience Strategy.	Disaster Management Coordinator	Director Infrastructure Services		40%	Community Resilience Survey currently being developed and targeted engagement activities will be carried out this year.
IS10	Roll-out Whitsunday Regional Council Disaster Management Functions, Roles and Responsibility Awareness Campaign.	Disaster Management Coordinator	Director Infrastructure Services		75%	All activities and documents/videos will be launched at the WDCC Open Day June 11th 2023.

STATUS

Not Started *Completed* *On Hold* *Progressing* *Not Progressing*

Themes : Movement & Access

The ability to move freely around the region through whichever mode of transport is appropriate and the ability to safely and easily access destinations.Linear networks for the community for connectivity between Council owned land for easy safe access.Interconnected and efficient transport services.

Operational Plan - Movement & Access

Action Code	Action Name	Responsible Officer Position	Authorising Officer Position	Status	Progress	Comments
OMCEO15	Develop an Asset Management Plans for Airport infrastructure.	Chief Operating Officer Aviation and Tourism	Chief Executive Officer		5%	The Asset Management plan is being undertaken as part of the whole of council implementation.
OMCEO16	Review current business plans across the Aviation and Tourism departments.	Chief Operating Officer Aviation and Tourism	Chief Executive Officer		15%	Business plans are currently being reviewed and progressed.
OMCEO17	Develop a business continuity plan for key roles within the Whitsunday Coast Airport management team.	Chief Operating Officer Aviation and Tourism	Chief Executive Officer		0%	Plan to be developed.
OMCEO18	Continue the development and implementation of the Whitsunday Coast Airport Freight Hub as per Grant guidelines.	Chief Operating Officer Aviation and Tourism	Chief Executive Officer		100%	Completed

STATUS *Not Started* *Completed* *On Hold* *Progressing* *Not Progressing*

Themes : Places & Spaces

A place is a defined precinct with a theme and guiding framework for construction of the infrastructure or business. Space is an open area, generally parkland, playground used by the community. Social infrastructure is a framework that includes hard physical components such as schools, hospitals, police stations, neighbourhood centres, parks, sporting fields, community centres & halls and libraries. In addition, the service delivery functions undertaken by doctors, teachers and service organisations, all levels of government and church organisations are also included as social infrastructure. The structure and processes, both formal and informal that contribute to the planning and delivery of service are the final component of social infrastructure.

Operational Plan - Places & Spaces

Action Code	Action Name	Responsible Officer Position	Authorising Officer Position	Status	Progress	Comments
CORP01	Development and Adoption of Asset Management Plans (AMPs) for each asset class.	Manager Financial Services	Director Corporate Services		75%	Asset Management Plans (AMPs) for Shute Harbour, Quarry and Waste have been drafted and are under review.
CORP02	Establish an Asset Hierarchy (Data Structure) in consultation with each Asset Manager including the development of an Asset Category Data Dictionary for each asset class.	Manager Financial Services	Director Corporate Services		5%	Progressing in early stages of development.
CORP04	Align Councils Schedule of Declared Assets for insurance purposes with the Financial Asset Register.	Manager Financial Services	Director Corporate Services		10%	An Insurance Management Improvement Plan and draft Scope of Works has been developed to understand stakeholders involved and therefore timing of this project.

STATUS *Not Started* *Completed* *On Hold* *Progressing* *Not Progressing*

Action Code	Action Name	Responsible Officer Position	Authorising Officer Position	Status	Progress	Comments
CORP05	Establish an Asset Accounting Policy.	Manager Financial Services	Director Corporate Services		0%	Asset Accounting Policy is on hold due to competing priorities and resourcing.
CORP06	Development of a rolling Four Year Valuation Plan for all asset classes incorporating elements of the Improvement Plan from the Asset Management Plans.	Manager Financial Services	Director Corporate Services		15%	Asset Revaluation for current financial year for Building and Facilities has been completed. The refinement of the rolling Four Year Valuation Plan is ongoing.
CORP07	Undertake a full review of two identified Commercial Business Operations.	Manager Financial Services	Director Corporate Services		100%	A review has been undertaken on Quarry operations with pricing recommendations implemented. Review is also being undertaken of Whitsunday Coast Airport.
CORP13	Develop a detailed Business Case for a Council Presence at Cannonvale/Airlie Beach.	Executive Manager Procurement, Property & Fleet	Director Corporate Services		80%	Progressing with alternatives being investigated.
DS01	Complete Planning Scheme Major Amendment V4.	Manager Strategic Planning	Director Development Services		95%	Planning Scheme Major Amendment submitted for Ministers Approval.
DS02	Obtain Minister's Approval of the Local Government Infrastructure Plan V2.	Manager Strategic Planning	Director Development Services		90%	Independent Review completed, submitted for Minister's approval to commence Public Consultation.

STATUS

Not Started *Completed* *On Hold* *Progressing* *Not Progressing*

Action Code	Action Name	Responsible Officer Position	Authorising Officer Position	Status	Progress	Comments
DS03	Complete Development Manual Amendment.	Manager Strategic Planning	Director Development Services		100%	Amendment completed and in effect from 20 January 2023.
DS04	Commence Public Consultation on the Housing Affordability Planning Scheme Amendment V1.	Manager Strategic Planning	Director Development Services		65%	Reviewing Draft Housing Affordability Planning Scheme Amendment Part 1.
DS05	Complete a Draft Whitsunday 15 Year Growth Study.	Manager Strategic Planning	Director Development Services		50%	Consultant engaged to complete Economic and Population Study.
DS06	Commence Proserpine Industrial Structure Plan.	Manager Strategic Planning	Director Development Services		100%	Commenced. Continuing key stakeholder engagement.
IS01	Develop a revised Waste Management Strategy.	Chief Operating Officer Whitsunday Water	Director Infrastructure Services		50%	Draft Waste Management Strategy is being progressed.
IS02	Develop and implement a level of service framework.	Manager Roads and Drainage	Director Infrastructure Services		50%	Draft levels of service for Roads and Drainage (Transport Infrastructure) being progressed.
IS03	Centralise the planned maintenance works and undertake workforce planning to align resources with required levels of service.	Coordinator Transport Planning & Assets	Director Infrastructure Services		50%	Centralised maintenance planning is continuing to occur.

STATUS

Not Started *Completed* *On Hold* *Progressing* *Not Progressing*

Action Code	Action Name	Responsible Officer Position	Authorising Officer Position	Status	Progress	Comments
IS04	Undertake asset data collection and condition rating of all network classes.	Coordinator Transport Planning & Assets	Director Infrastructure Services		75%	Ongoing
IS05	Develop strategies and guidelines relating to engineering and infrastructure matters to inform the planning scheme.	Coordinator Transport Planning & Assets	Director Infrastructure Services		30%	Progressing
IS06	Develop a Floodplain Management Plan that through modelling of the major floodplains.	Coordinator Transport Planning & Assets	Director Infrastructure Services		75%	Development of the Floodplain Management Plan is progressing.
IS07	Develop a Stormwater Management Strategy to provide guidance on acceptable standard of infrastructure for the region.	Coordinator Transport Planning & Assets	Director Infrastructure Services		25%	Stormwater Management Strategy is progressing.
IS11	Develop Muller Lagoon Master Plan.	Manager Parks & Gardens	Director Infrastructure Services		25%	Public Community Consultation was held. Once the data is collected then it will progress to the design stage.
IS12	Review Levels of Service Document.	Manager Parks & Gardens	Director Infrastructure Services		75%	Parks and Gardens Technical Levels of Service Document currently under review with expected adoption next financial year.

STATUS *Not Started* *Completed* *On Hold* *Progressing* *Not Progressing*

Action Code	Action Name	Responsible Officer Position	Authorising Officer Position	Status	Progress	Comments
IS13	Renew the Foxdale Quarry Mine Management plan.	Manager Quarry	Director Infrastructure Services		75%	The quarry mine management plan is in the process of being updated.
IS14	Finalise review of business model and pricing structure.	Manager Quarry	Director Infrastructure Services		100%	Pricing structure was reviewed and implemented March 2023.
IS15	Meet Capital Works Delivery targets.	Coordinator Capital Project Delivery	Director Infrastructure Services		65%	As at Q3 organisation capital delivery was 64% completion including financial commitments.

STATUS *Not Started* *Completed* *On Hold* *Progressing* *Not Progressing*

13.1.2 - Trustee Lease - 4-24 Queens Road, Bowen - Lot 211 on SP200567 - Bowen Seagulls

DATE: Wednesday 24 May 2023

TO: Ordinary Council Meeting

AUTHOR: Billie Davis - Senior Commercial Officer

AUTHORISING OFFICER: Jason Bradshaw - Director Corporate Services

PRESENTED FOR: Decision

ATTACHMENTS

1. Port Denison Park- Aerial [**13.1.2.1** - 1 page]
2. Port Denison Park- Site Map [**13.1.2.2** - 1 page]
3. Lease Plan - S P 340304 [**13.1.2.3** - 3 pages]

PURPOSE

To advise Council of an existing use of Council land for the purpose of a community sporting facility for their consideration to enter into a trustee lease.

OFFICER'S RECOMMENDATION

That Council authorise the Chief Executive Officer to enter into negotiations and execute a part of land peppercorn trustee lease over part of the land at Lot 211 on SP200567, 4-24 Queens Road, Bowen, with the Bowen Seagulls Junior Rugby League 10-year term in accordance with Section 236(1)(b)(ii) of the Local Government Regulation 2012.

BACKGROUND

Council is trustee of the land at 4-24 Queens Road, Bowen also known as Port Denison Park for the purpose of community and recreation.

Bowen Seagulls Junior Rugby League currently utilise and operate their sporting organisation from part of the land at 4-24 Queens Road, Bowen and they have not had a formal lease in place for their use.

DISCUSSION/CURRENT ISSUE

Several discussions have been had with the Bowen Seagulls Rugby League to work through matters that would allow for a lease to be entered into. All matters have now been resolved including the installation of recycled water facilities to use on the fields and the removal of a dilapidated fence.

Upon determining their leased area, the Bowen Seagulls Rugby League requested the use of more land. This was agreed upon to allow them to expand their operations and is now reflected on the Lease Plan (attachment 13.2.3.3) as Lease E.

It is recommended to enter into a new trustee lease with Bowen Seagulls Rugby League over part of the land at 4-24 Queens Road, Bowen in line with Council's other community organisation leases for a term of 10 years and at a peppercorn rate.

STATUTORY/COMPLIANCE MATTERS

Local Government Regulation 2012
Land Act 1994

STRATEGIC IMPACTS

Lead and improve the organisation's procurement, property and fleet functions across the organisation, including managing the centralised and specialised services to enable and achieve the operational and long-term objectives of Council.

FINANCIAL IMPLICATIONS

The lease will be at a peppercorn rate, therefore will not be providing Council with rental revenue however the club will be responsible for the maintenance of the building and grounds.

By the removal of the rental requirement and access to other Council grant opportunities will allow them to invest it back into the organisation allow benefit to their club members.

CONSULTATION/ENGAGEMENT

Executive Manager Procurement, Property & Fleet
Coordinator Property and Facilities

RISK ASSESSMENT

Council's community leases have provisions to mitigate Council's risk in relation to land and building condition management, pest management, sub-leasing and public liability.

TIMINGS/DEADLINES

The Bowen Seagulls Junior Rugby League are currently operating without a lease in place. This poses significant risk to Council and the Bowen Seagulls Junior Rugby League in regard to land management and use of the facilities.

CONFLICT OF INTEREST DECLARATION

Council officers contributing to the preparation and approval of this report have no conflicts of interest to declare.

HUMAN RIGHTS IMPACT

No

ALTERNATIVES CONSIDERED

N/A

Port Denison Park - Aerial 10-May-2023

Whitsunday Regional Council

Disclaimer

This information has been prepared for Council's internal purposes and for no other purpose. No statement is made about the accuracy or suitability of the information for use for any purpose (whether the purpose has been notified to Council or not). While every care is taken to ensure the accuracy of this data, Whitsunday Regional Council makes no representations or warranties about its accuracy, reliability, completeness or suitability for any particular purpose and disclaims all responsibility and all liability (including without limitation, liability in negligence) for all expenses, losses, damages (including indirect or consequential damage) and costs which you might incur as a result of the data being inaccurate or incomplete in any way and for any reason. © Whitsunday Regional Council 2018.

200 m

Port Denison Park - Site Map

10-May-2023

Whitsunday Regional Council

Disclaimer

This information has been prepared for Council's internal purposes and for no other purpose. No statement is made about the accuracy or suitability of the information for use for any purpose (whether the purpose has been notified to Council or not). While every care is taken to ensure the accuracy of this data, Whitsunday Regional Council makes no representations or warranties about its accuracy, reliability, completeness or suitability for any particular purpose and disclaims all responsibility and all liability (including without limitation, liability in negligence) for all expenses, losses, damages (including indirect or consequential damage) and costs which you might incur as a result of the data being inaccurate or incomplete in any way and for any reason. © Whitsunday Regional Council 2018.

50 m

Land Title Act 1994 ; Land Act 1994
Form 21 Version 4

SURVEY PLAN

Sheet 1 of 3

PERMANENT MARKS

PM	ORIGIN	BEARING	DIST	NO	
3–OPM	RP840145	307°46'20"	34·214	90319	New Conn
3–OPM	4/SP253934	340°23'45"	61·99	173128	New Conn

REFERENCE MARKS

STN	TO	ORIGIN	BEARING	DIST	
1	0 Screw in conc	2/SP200567	298°36'20"	35·105	
2	0 Nail in conc	4/SP200567	262°19'10"	10·443	
3	0 Screw in M/H	5/SP200567	142°03'40"	15·471	
4a	0 Screw in conc	7/SP200567	At	Stn	
5	0 Screw in conc	12/DP303757	215°20'40"	7·925	New Conn
6	0 D/H in conc	13/DP303757	218°27'40"	10·32	
7	Pin		120°39'	3·21	
8	Pin		181°39'	9·925	
9	Pin		252°54'	16·29	
10	Pin		197°10'30"	0·69	
11	Pin		64°06'	8·075	
12	Pin		49°38'	1·24	
13	0 Rivet in kb	6/DP303757	109°55'40"	7·387	

MGA COORDINATES GDA2020

STATION	EAST	NORTH	ZONE	P.U.	LINEAGE	METHOD	REMARKS
OPM90319	630 712·324	7 787 058·371	55	0·021	Derived	Network RTK	
4a	630 747·146	7 787 302·164	55	0·021	Derived	Network RTK	0 Screw in conc

Peg pld at all new corners unless otherwise stated.

Scale 1:2000 – Lengths are in Metres.

20 0 20 40 60 80 100 120 140 160 180 200 220 240 260 280

0 50 mm 100 mm 150 mm

State copyright reserved.

VERIS AUSTRALIA PTY LTD (ACN 615 735 727) hereby certify that the land comprised in this plan was surveyed by the corporation, by Michael Stephen MULLISS, Cadastral Surveyor, for whose work the corporation accepts responsibility, and that the plan is accurate, that the said survey was performed in accordance with the Survey and Mapping Infrastructure Act 2003 and Surveyors Act 2003 and associated Regulations and Standards and that the said survey was completed on 10/02/2023.

Alistair Byrom
Delegate

28 February 2023
Date

Plan of Lease E in Lot 211 on SP200567

Scale: 1:2000

Format: STANDARD

LOCAL GOVERNMENT: Whitsunday Regional Council

LOCALITY: Bowen

Meridian: MGA Zone 55 Vide CORS

Survey Records: No

SP340304

402179

Land Title Act 1994; Land Act 1994
Form 21B Version 2

(Dealing No.)

WARNING : Folded or Mutilated Plans will not be accepted.
Plans may be rolled.
Information may not be placed in the outer margins.

4. Lodged by

(Include address, phone number, email, reference, and Lodger Code)

1. Existing		Created		
Title Reference	Description	New Lots	Road	Secondary Interests
49005028	Lot 211 on SP200567	———	———	Lease E

Lease E does not affect any of the leases currently lodged or registered against CT49005028 as at 27.02.2023.

Reinstatement Report SP340304

Original marks found at Stns 1–6 & 13. No differences were measured when compared to underlying survey plans SP200567 & DP303757. The reference for the O Screw at Stn 3 agrees with SP200567 and is shown 20' different on DP303757.

Lots	Orig

2. Orig Grant Allocation:

3. References :
Dept File :
Local Govt :
Surveyor : 402179

5. Passed & Endorsed :
By : Veris Australia Pty Ltd
Date : 28/02/2023
Signed : Alistair Byrom
Designation : Delegate

6. Building Format Plans only.
I certify that :
*As far as it is practical to determine, no part of the building shown on this plan encroaches onto adjoining lots or road;
*Part of the building shown on this plan encroaches onto adjoining lots and road *
..... * .....
Cadastral Surveyor/Delegate Date
*delete words not required

7. Lodgement Fees :

Survey Deposit	$ .....
Lodgement	$ .....
....New Titles	$ .....
Photocopy	$ .....
Postage	$ .....
TOTAL	$ .....

8. Insert Plan Number **SP340304**

402179

Land Title Act 1994 ; Land Act 1994
Form 21 Version 4

SURVEY PLAN

Sheet 3 of 3

DIAGRAM A

Scale 1: 400

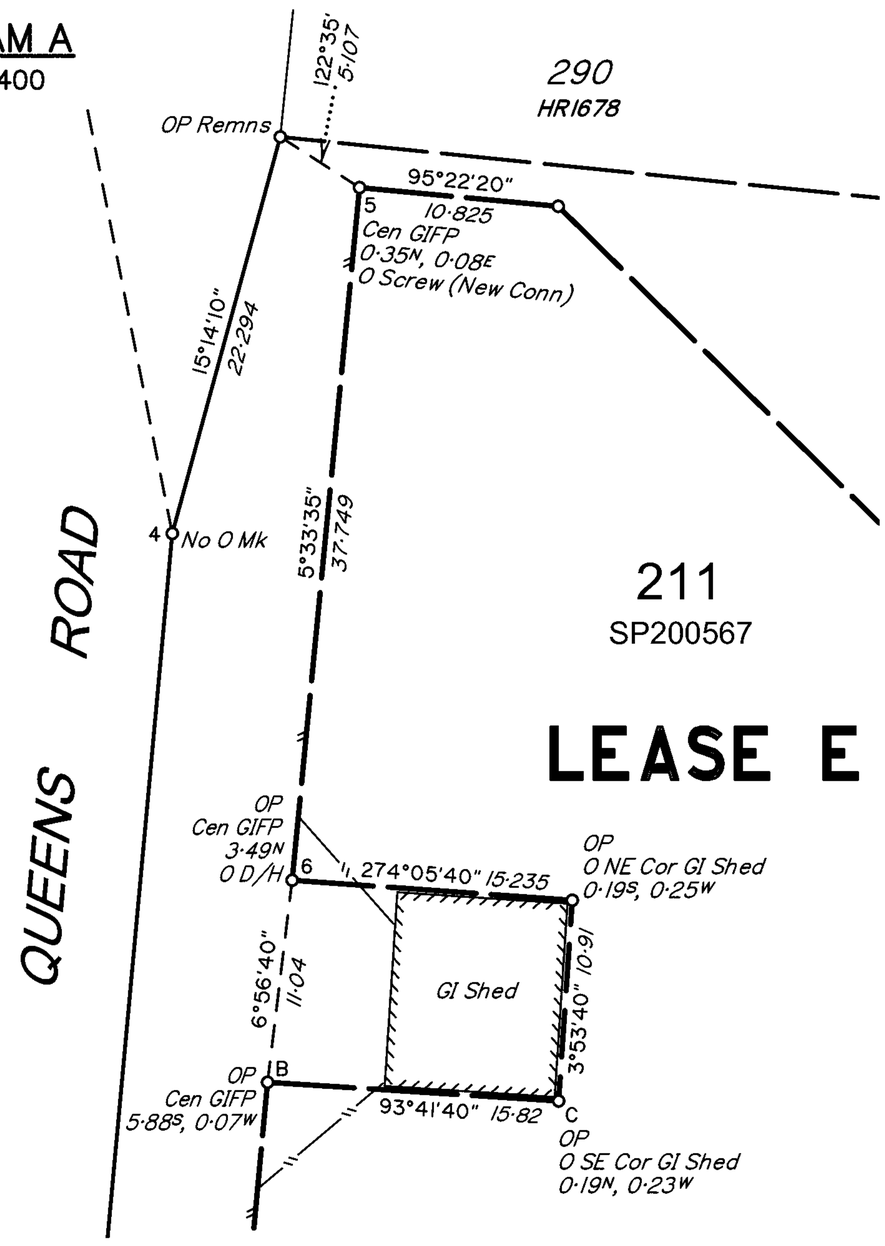

DIAGRAM B

Scale 1: 400

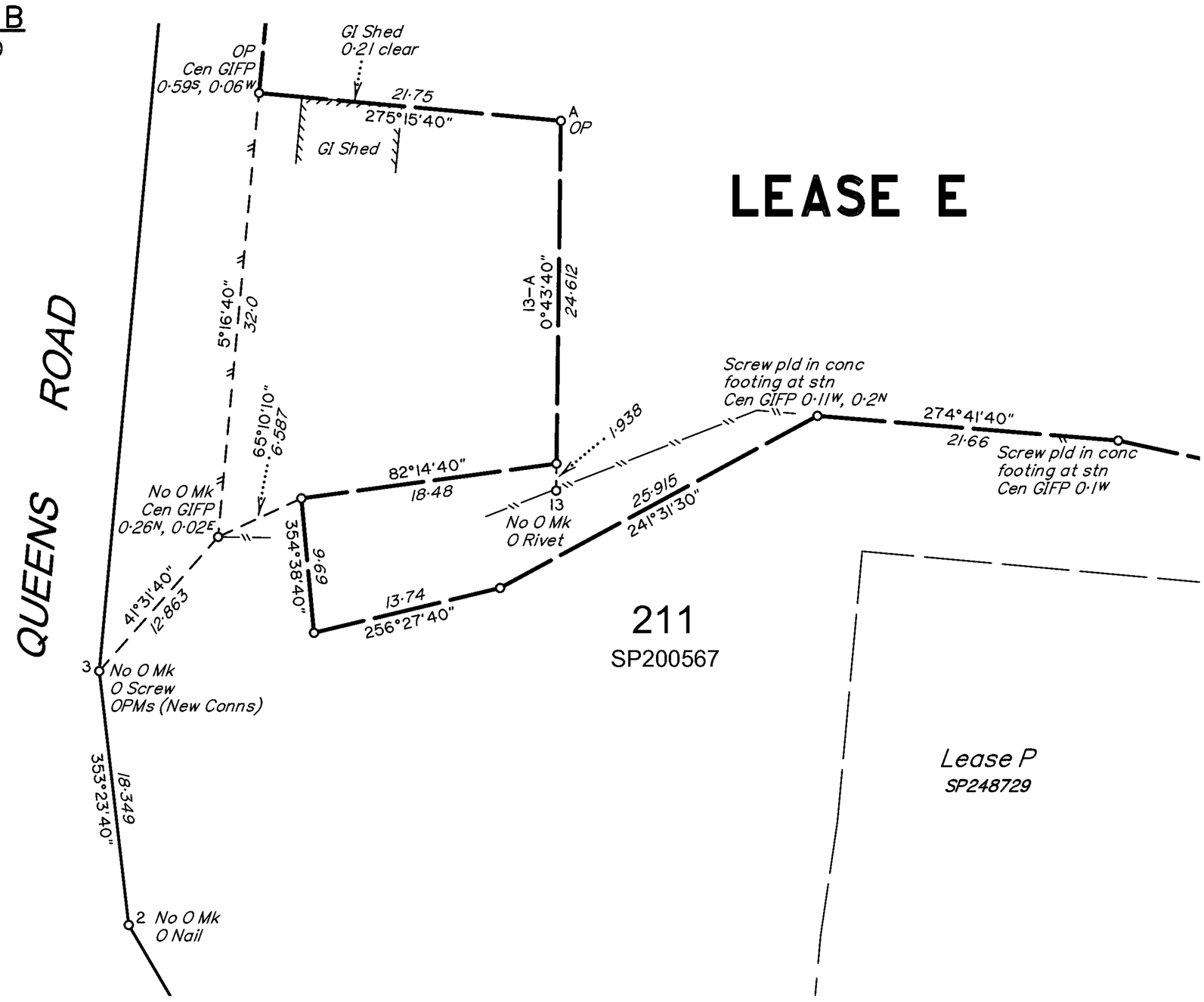

Scale 1:400 – Lengths are in Metres.

5 0 5 10 15 20 25 30 35 40 45 50 55

0 50 mm 100 mm 150 mm

402179

Insert Plan Number **SP340304**

13.1.3 - Trustee Lease - 4-24 Queens Road, Bowen - Lot 211 on SP200567 - Bowen Lions Club Inc.

DATE: Wednesday 24 May 2023

TO: Ordinary Council Meeting

AUTHOR: Billie Davis - Senior Commercial Officer

AUTHORISING OFFICER: Jason Bradshaw - Director Corporate Services

PRESENTED FOR: Decision

ATTACHMENTS

Nil

PURPOSE

To advise Council of a request to renew a lease on Council land for consideration to allow the current lessee to continue operations.

OFFICER'S RECOMMENDATION

That Council authorise the Chief Executive Officer to enter into negotiations and execute a peppercorn trustee lease with the Bowen Lions Club Inc. for part of the land being Lot 211 on SP200567 in accordance with Section 236(1)(b)(ii) and 236(1)(c)(iii) of the Local Government Regulation 2012.

BACKGROUND

Council is trustee to the land at Lot 211 on SP200567, 4-24 Queens Road, Bowen also known as Port Denison Park.

Bowen Lions Club Inc. have had a lease over part of the land at Port Denison Park since 2003.

Their lease expired on 30 April 2023 with no available options as it is a trustee lease.

DISCUSSION/CURRENT ISSUE

Council officers contacted the Bowen Lions Club Inc. 6 months prior to the expiry of their lease to determine if they would like to enter into a new trustee lease.

Correspondence was received recently from the Bowen Lions Club Inc. advising that they would like to renew their lease as they want to continue to use this facility to store all their equipment.

It is recommended to enter into a new trustee lease with Bowen Lions Club Inc. in line with Council's other community organisation leases for a term of 10 years and at a peppercorn rate.

Updated lease plans are currently being developed as the site map created in 2003 no longer meets the requirements of the Department of Titles when registering the lease against the land. An aerial map of the location has been provided.

STATUTORY/COMPLIANCE MATTERS

Local Government Regulation 2012
Land Act 1994

STRATEGIC IMPACTS

Lead and improve the organisation's procurement, property and fleet functions across the organisation, including managing the centralised and specialised services to enable and achieve the operational and long-term objectives of Council.

FINANCIAL IMPLICATIONS

The lease will be at a peppercorn rate, therefore will not be providing Council with revenue. Taking this cost away from the community organisations allow them to invest it back into the organisation allow benefit to their customers.

CONSULTATION/ENGAGEMENT

Executive Manager Procurement, Property & Fleet

RISK ASSESSMENT

Council's community leases have provisions to mitigate Council's risk in relation to land and building condition management, pest management, sub-leasing and public liability.

TIMINGS/DEADLINES

The lease expired on the 30 April 2023 and the entering of a new lease is required to provide certainty to both parties.

CONFLICT OF INTEREST DECLARATION

Council officers contributing to the preparation and approval of this report have no conflicts of interest to declare.

HUMAN RIGHTS IMPACT

No

ALTERNATIVES CONSIDERED

N/A

13.1.4 - Revenue Policy 2023/24

DATE: Wednesday 24 May 2023

TO: Ordinary Council Meeting

AUTHOR: Leah Bradley - Manager - Financial Services

AUTHORISING OFFICER: Jason Bradshaw - Director Corporate Services

PRESENTED FOR: Decision

ATTACHMENTS

1. Revenue Policy 2023-24 [**13.1.4.1** - 6 pages]

PURPOSE

To present for adoption the 2023/24 Revenue Policy as required by the Local Government Regulation 2012 (Qld).

OFFICER'S RECOMMENDATION

That Council adopt the Revenue Policy for 2023/24 as presented in accordance with sections 169 and 193 of the Local Government Regulation 2012 (Qld).

BACKGROUND

Section 169(2)(c) of the Regulation requires that Whitsunday Regional Council's Budget include a Revenue Policy.

The Policy adopted by Council must be compiled in accordance with section 193 of the Regulation. Section 193 prescribes as follows:

Revenue Policy

(1) A local government's revenue policy for a financial year must state:

(a) the principles that the local government intends to apply in the financial year for:

(i) levying rates and charges; and

(ii) granting concessions for rates and charges; and

(iii) recovering overdue rates and charges; and

(iv) cost-recovery methods; and

(b) if the local government intends to grant concessions for rates and charges, the purpose for the concessions; and

(c) the extent to which physical and social infrastructure costs for a new development are to be funded by charges for the development.

(2) The revenue policy may state guidelines that may be used for preparing the local government's revenue statement.

(3) A local government must review its revenue policy annually and in sufficient time to allow an annual budget that is consistent with the revenue policy to be adopted for the next financial year.

DISCUSSION/CURRENT ISSUE

The purpose of this policy is, in accordance with section 193 of the Local Government Regulation 2012 (Qld), to set out the principles that Council intends to apply in adopting its budget for the 2023/24 financial year in relation to:

a) levying Rates and Charges; and

b) granting concessions for Rates and Charges, and the purpose for those concessions; and

c) recovering overdue Rates and Charges; and

d) cost-recovery methods; and

e) the extent to which physical and social infrastructure costs for a new development are to be funded by charges for the development.

There are no proposed changes to the current policy, the policy has been reviewed and is being presented for readoption in its current form with no changes for the 2023/24 financial year.

STATUTORY/COMPLIANCE MATTERS

Local Government Regulation 2012 (Qld) Sections 169 and 193

STRATEGIC IMPACTS

Support the organisation in ensuring appropriate compliance with legislation and to support the elected Council in its decision-making processes and obligations as a local government.

FINANCIAL IMPLICATIONS

To be managed within 2023/24 budget deliberations.

CONSULTATION/ENGAGEMENT

Mayor and Councillors
Executive Leadership Team
Manager Financial Services
Coordinator Rates

RISK ASSESSMENT

Risk is managed by the adoption of the policy in relation to revenue security and raising capacity.

TIMINGS/DEADLINES

A local government must review its revenue policy annually and in sufficient time to allow an annual budget that is consistent with the revenue policy to be adopted for the next financial year.

CONFLICT OF INTEREST DECLARATION

Council officers contributing to the preparation and approval of this report have no conflicts of interest to declare.

HUMAN RIGHTS IMPACT

Section 58 of the *Human Rights Act 2019* specifies required conduct for public entities when acting or making a decision. Sections 15-37 of the *Human Rights Act 2019* identifies the human rights a public entity must consider in making a decision. The human rights relevant to this decision are as follows:

- Section 19 – Freedom of movement.
- Section 21 – Freedom of expression.
- Section 24 – Right to own property and not be arbitrarily deprived of property.
- Section 27 – Cultural rights – generally – all persons with a particular cultural, religious, racial, or linguistic background have the right to enjoy their culture, to declare and practice their religion and use their language.
- Section 28 – Cultural rights – Aboriginal peoples and Torres Strait Islander peoples.

This decision does not limit the above identified human rights.

ALTERNATIVES CONSIDERED

N/A

Revenue Policy

Corporate Services - Finance

[Policy Number]

COUNCIL POLICY			
Date Adopted by Council	24 May 2023	Council Resolution	
Effective Date	1st July 2023	Next Review Date	30 June 2024
Responsible Officer(s)	Manager Financial Services	Revokes	

Purpose

The purpose of this policy is, in accordance with section 193 of the Local Government Regulation 2012 (Qld), to set out the principles that Whitsunday Regional Council (Council) intends to apply in adopting its budget for the 2023/24 financial year in relation to:

(a) levying Rates and Charges; and

(b) granting concessions for Rates and Charges, and the purpose for those concessions; and

(c) recovering overdue Rates and Charges; and

(d) cost-recovery methods; and

(e) the extent to which physical and social infrastructure costs for a new development are to be funded by charges for the development.

Scope

This policy is applicable to:

(a) all ratepayers of Council; and

(b) all Rates and Charges levied by Council.

Applicable Legislation

Local Government Act 2009 (Qld) (**Act**)
Local Government Regulation 2012 (Qld) (**Regulation**)
Planning Act 2016 (Qld)
Land Valuation Act 2010 (Qld)

Policy Statement

1. Principles for Making and Levying of Rates and Charges

1.1. In general, Council will be guided by the following two principles in the making of Rates and Charges:

(a) Equity Principle

Council will aim to ensure that all sectors of the ratepaying community contribute equitably to the rates revenue of the Council. In determining the level of Rates and Charges, Council's objective is to ensure the fair and consistent application of lawful rating and charging principles, without bias, taking account of all relevant considerations, and disregarding irrelevancies (such as the perceived personal wealth of individual ratepayers or ratepayer classes).

Revenue Policy

Corporate Services - Finance

[Policy Number]

(b) Benefit (User Pays) Principle

At a minimum, ratepayers should contribute rates which reflect the cost of providing Council's services to rateable properties in each sector of the community. Wherever possible, this should be reflected in the minimum rate for each rating category.

1.2. In addition, Council will be guided by the following principles for each type of Rates & Charges:

1.2.1. General Rates

a) The basis for levying of General Rates will be the unimproved land valuation as determined by the State Government of Queensland.

b) Acknowledging the diversity of land uses within the region, and in order to maintain an equitable distribution of rates across such land uses, Council will adopt a differential rating system, in keeping with Chapter 4, Part 5 of the Regulation. Council considers a more equitable outcome can be achieved by a system where land with high economic activity and/or capacity to generate income contributes more, than would be achieved by a simple, single rate in the dollar, general rating scheme.

c) Given the significant variations in land values across the region, in the interest of maintaining an equitable distribution of rates, Council will also consider the use of minimum rates for all or some of the differential rating categories, in keeping with Chapter 4, Part 5 of the Regulation.

d) Council will consider the use of capping as a means of maintaining rates increases from one year to another to a reasonable and affordable level.

1.2.2. Special Rates & Charges

a) Where Council believes it is appropriate for a special rate or charge to be levied in a certain area or for a certain purpose, Council may elect to do so in keeping with Chapter 4, Part 6 of the Regulation. The guiding principle will be to recover the costs associated with a particular service, project or facility that provides direct or additional benefit to the ratepayer or class of ratepayers.

1.2.3. Separate Rates & Charges

a) Where Council believes it is appropriate for a separate rate or charge to be levied for an identified service, facility or activity, Council may elect to do so in keeping with Chapter 4, Part 8 of the Regulation. The guiding principle will be to recover the costs associated with a particular service, project or facility that provides direct or additional benefit to the ratepayer or class of ratepayers.

1.2.4. Water & Sewer Utility Charges

a) Council's water & sewer services are considered a Significant Business Activity (SBA) under the Act.

b) As per Chapter 3, Part 2, Division 2 of the Act, Council is required to apply the NCP to its SBAs, either by way of CNP or CCC. In keeping with these requirements, Council will seek to apply full cost pricing in calculating its water & sewer utility charges.

c) To the extent possible and practical, Council will endeavour to apply the "User Pays" principle in establishing its water & sewer utility charges.

Revenue Policy

Corporate Services - Finance

[Policy Number]

d) Council operates multiple water & sewer schemes across the region. In general Council will endeavour to maintain uniform utility charges across the different schemes operated by Council. However, where it deems appropriate, Council will consider the application of scheme specific utility charges.

e) Council will declare service areas for its water & sewer services and all properties within such declared service areas will be subject to utility charges, even where a property within such a declared service area may not be connected to the water or sewer network (e.g., due to the land being vacant) but is capable of being so connected. This recognises Council's obligation to provide water & sewer services to any property within a declared service area on request, and the cost of maintaining adequate capacity in the system to Council's obligation to provide the service.

1.2.5. Waste Utility Charges

a) Council's waste services are considered a Significant Business Activity (SBA) under the Act.

b) As per Chapter 3, Part 2, Division 2 of the Act, Council is required to apply the NCP to its SBAs, either by way of CNP or CCC. In keeping with these requirements, Council will seek to apply full cost pricing in calculating its waste utility charges.

c) To the extent possible and practical, Council will endeavour to apply the "User Pays" principle in establishing its waste utility charges.

d) Council will declare service areas for its waste collection services. Recognising the need to maintain current as well as legacy landfills in keeping with its environmental obligations, Council recognises the need to apply a general waste utility charge even on properties outside the declared service areas.

e) Council will establish, as appropriate, specific fees and charges for waste that is transported by residents (including business entities) of the region, directly to a landfill or a transfer station.

1.2.6. Legislative Obligations to Collect Levies

a) Where required to do so under legislation, Council will fulfil its legislative obligations by acting as a collection agent for any levies imposed by the State or Federal governments.

1.3. Council will also have regard to the following:

- Its legislative obligations;
- Sustainability in raising the revenue required for the cost of operating and maintaining existing facilities and services and the need for additional facilities and services;
- Transparency of process in determining the basis of Rates and Charges;
- Clarity of Council's and each ratepayer's responsibilities with regards to the rating process;
- Having a rating regime that is simple and inexpensive to administer;
- Timing the levying of Rates & Charges to take into account the financial cycle of local economic activity; and
- Flexibility in taking into account changes in the local economy.

1.4. Council reserves the right to provide ratepayers with a prompt payment discount on certain Rates and Charges under certain conditions as may be determined by Council.

Revenue Policy

Corporate Services - Finance

[Policy Number]

2. Principles for Granting of Concessions from Rates and Charges

2.1. Council may determine to grant concessions and/or rebates for certain groups subject to certain criteria being met and subject to any terms and conditions. These may include (without limitation) sectors of the rate-paying community who have a reduced capacity to pay both on demand and to the full quantum (such as pensioners), not-for-profit and sporting groups or where other special circumstances apply.

2.2. In considering the development and/or application of concessions, Council will be guided by the principles of:

- Fairness and social conscience by having regard to the different levels of economic circumstance within the local community;
- Similar treatment for ratepayers with similar circumstances;
- Transparency by making clear the requirements necessary to receive concessions; and
- Flexibility to allow Council to respond to local economic issues

2.3. Council may also consider granting a class concession in the event all or part of the local government area is declared a natural disaster area by the State Government.

2.4. Council will assess concessions for Rates and Charges in keeping with its policies addressing each category of concession.

3. Principles for Recovering Overdue Rates and Charges

3.1. Council requires payment of Rates and Charges within a specified period of time. Council will provide a range of convenient payment methods for ratepayers to make payment of Rates and Charges.

3.2. Council will pursue the collection of overdue Rates and Charges diligently. The non-payment of Rates and Charges by some ratepayers places an unfair burden on the ratepayers who diligently meet their legal obligations.

3.3. Council will exercise its rate recovery powers under the Act and Regulation to adjust to ratepayer cash flows to minimise the overall rate burden on ratepayers.

3.4. In general, Council will be guided by the following principles in the collection of overdue Rates and Charges:

- Transparency by making clear the obligations of ratepayers and the processes used by Council in assisting them meet their financial obligations;
- Making the processes used to recover outstanding Rates and Charges clear, simple to administer and cost effective;
- Equity by having regard to providing the same treatment for ratepayers with similar circumstances; and
- Flexibility by responding where necessary to changes in the local economy.

3.5. In pursuing the collection of overdue Rates and Charges, Council will give due consideration to any financial hardship faced by individual ratepayers in accordance with Council's Rate Relief Policy.

3.6. The process of collecting overdue Rates and Charges will be guided by Council's Rates and Charges Recovery Policy.

Revenue Policy

Corporate Services - Finance

[Policy Number]

4. Principles for Cost-Recovery Methods
   4.1. Section 97 of the Act allows Council to set cost-recovery fees.
   4.2. The Council recognises the validity of fully imposing the user pays/benefit principle for its cost-recovery fees, unless the imposition of the fee is contrary to its express social, economic, environmental, and other corporate goals. This is considered to be the most equitable and effective revenue approach and is founded on the basis that the Council's rating base should not subsidise the specific users or clients of Council's regulatory products and services.
   4.3. However, in setting its cost-recovery fees, Council will be cognizant of the requirement that such a fee must not be more than the cost to Council of providing the service or taking the action, to which the fee applies.
5. Principles for Commercial Charges
   5.1. Section 262(3)(c) of the Act allows Council to charge for a service of facility it supplies other than a service or facility for which a cost-recovery fee may be fixed.
   5.2. The nature, level and standard of the commercial service is considered by Council when setting the charges. Council may set the charge with the aim of generating a profit margin.
   5.3. Council will take into consideration the NCP and the CCC in setting commercial charges for goods and services where Council competes with other commercial enterprises in the provision of such goods and services.

6. Funding of Physical and Social Infrastructure
   6.1. Pursuant to the *Planning Act 2016* (Qld), Council requires the developer of a property to pay reasonable and relevant contributions as infrastructure charges towards the cost of infrastructure required to support a development, whether that requirement is by way of utilising capacity of existing infrastructure or for the installation of additional trunk infrastructure. Specific charges are detailed in the policies and other material supporting "The Whitsunday Regional Council Planning Scheme 2017." These policies are based on normal anticipated growth rates.
   6.2. Where a new development is of sufficient magnitude to accelerate the growth rate of a specific community within the Council region, it may be necessary to bring forward social infrastructure projects. Where this occurs, Council expects such developers to meet sufficient costs to ensure the availability of facilities is not adversely affected and existing ratepayers are not burdened with the cost of providing the additional infrastructure.

7. Operating Fund Reserves
   7.1. At minimum, Council will maintain three reserves within its operating fund. These are:
      - Infrastructure Reserve (funded by Developer Contributions)
      - Capital Works Reserve
      - Operational Grants Reserve
   7.2. Council, during its budget deliberations examines the purposes of its reserves to ensure that the reserves are used for that purpose. Those reserves that are intended to be ongoing will be supported by transfers from operations and these transfers are included in Council's adopted budget.

Revenue Policy

Corporate Services - Finance

[Policy Number]

8. Policies

Council may make other related policies from time to time which further detail how Council intends to apply the principles outlined herein.

Definitions

CEO refers to the Chief Executive Officer of the Whitsunday Regional Council appointed in accordance with the Act.

CCC refers to the Code of Competitive Conduct as set out in section 47 of the Act and section 32 of the **Regulation**.

Council refers to the Whitsunday Regional Council.

NCP refers to National Competitive Policy.

CNP refers to the Competitive Neutrality Principle as set out in section 43(3) and 44 of the Act, and section 33 of the Regulation.

Rates and Charges refers to levies imposed on land and for a service, facility or activity that is supplied or undertaken by Council or someone on behalf of Council, including:

(a) General Rates (including differential rates);
(b) Special Rates and Charges;
(c) Utility Charges; and
(d) Separate Rates and Charges;
as well as any accrued interest on outstanding balances (as applicable).

SBA refers to a Significant Business Activity determined in accordance with section 43(4) of the Act and section 19 of the Regulation.

Related Documents

Revenue Statement
Concessions for Concealed Water Leaks Policy
Prompt Payment Discount - Special Circumstances Policy
Donations on Rates and Service Charges for Not-for-Profit Organisations Policy
Pensioner Rates Rebate Policy
Rates and Charges Recovery Policy
Rates Concessions for Pensioners – Deferral Arrangement Policy
Rates Relief Policy
Whitsunday Regional Council Planning Scheme 2017

Human Rights Compatibility Statement

This Policy has been assessed as compatible with the Human Rights protected under the *Human Rights Act 2019.*

13.1.5 - 2022/2023 Cost Recovery Fees and Charges

DATE: 25 May 2022

TO: Ordinary Council Meeting

AUTHOR: Julie Moller – Manager Strategic Finance

AUTHORISING OFFICER: Jason Bradshaw - Director Corporate Services

PRESENTED FOR: Decision

ATTACHMENTS

1. Att 1 - Register of Fees & Charges (excl. Commercially Confidential) [**13.1.5.1** - 84 pages]

PURPOSE

To establish Cost Recovery Fees and Other Charges to be levied for a range of goods and services provided by Council on a user pays basis for the 2023/24 financial year.

OFFICER'S RECOMMENDATION

That Council:

(a) In accordance with Section 97 of the *Local Government Act 2009 (Qld)*, set the Cost Recovery Fees as detailed in the Attachment.
(b) In accordance with Section 262(3)(c) of the *Local Government Act 2009 (Qld)*, set the Other Charges, as detailed in the Attachment, for the 2023/24 financial year, to be effective from 1 July 2023.
(c) Delegate the Chief Executive Officer to negotiate fees and charges, other than those that are cost-recovery fees, in accordance with section 257 (1)(b) of the *Local Government Act 2009*.

BACKGROUND

As part of Council's budget process, the fees and charges schedule has been reviewed. Whilst Council's main revenue source is general rates and utility charges, fees, and charges (including Sales of Major Goods & Services) revenue generated is approximately $27.3M equating to approximately 20% of total operating revenue.

The Cost Recovery Fees as well as the Other Charges have been reviewed to ensure that the fee or charge recovers Council's costs. The following have also been reviewed:

- Legislative changes to introduce new fees or remove existing fees
- Compliance with GST regulations
- Compliance with the Waste Levy

All departments have been involved in the preparation of the 2023/24 Register of Cost Recovery Fees and Other Charges.

Some of the business activities undertaken by Council compete in the open market with other business entities. The fees and charges related to such business are commercially confidential. As such, those fees and charges are excluded from this resolution and are presented for adoption through a confidential report.

DISCUSSION/CURRENT ISSUE

Council officers have reviewed the fees and charges for the current year. There are 909 Fees and Charges in total with 372 remaining unchanged or reduced. A total of 17 fees have

been discontinued, 18 fees have had minor increases below 3% and 5 new fees added into the schedule.

Where considered appropriate, an average increase in the order of 4% has been recommended in line with March 2023 Consumer Price Index (CPI) to 423 fees. A total of 74 fees have increased by over 5% in order to meet cost recovery requirements or due to rounding adjustments.

The report and attachment provide a Register of Cost Recovery Fees and Other Charges for the 2023/24 Financial year to ensure:

- Cost Recovery Fees complies with the regulations governing such charges
- Other Charges meet the cost of delivery the relevant good and//or services are recovered by Council.

These fees and other charges will be effective 1 July 2023.

STATUTORY/COMPLIANCE MATTERS

Local Government Act 2009 (Act) Section 97 and Section 262(3)(c)

STRATEGIC IMPACTS

Maximise the organisation's financial performance, achieving a high level of customer service, productivity and efficiency through strategic direction, expert advice, and leadership.

FINANCIAL IMPLICATIONS

Maintaining a balanced budget throughout the financial year and remaining financially sustainable remain key objectives. Ensuring that cost recovery fees and other charges are covering costs for the services being provided.

CONSULTATION/ENGAGEMENT

Councillors
Directors and Managers

RISK ASSESSMENT

If actuals exceeded budget, financial risk may apply. These risks will either be managed on a project basis or mitigated through the operational budgets of Council.

TIMINGS/DEADLINES

In accordance with the *Local Government Act 2009* Section 97 and Section 262(3)(c) to ensure they are adopted for the 2023/24 financial year.

CONFLICT OF INTEREST DECLARATION

Council officers contributing to the preparation and approval of this report have no conflicts of interest to declare.

HUMAN RIGHTS IMPACT

No

ALTERNATIVES CONSIDERED

N/A

Attachment 1

Register of Cost Recovery Fees and Other Charges 2023-24

(Excl. Commercially Confidential Charges)

Whitsunday Regional Council

Table Of Contents

Whitsunday Regional Council 10

ADMINISTRATION 10

AIRPORTS & AERODROMES 11

CAR PARKING - Whitsunday Coast Airport 11

SHORT TERM 11

LONG TERM 11

ANIMALS 12

DOG - REGISTRATION 12

DISCOUNT PERIOD – FEES PAID BETWEEN 1 JULY & 31 JULY 12

OUTSIDE DISCOUNT PERIOD – FEES PAID AFTER 31 JULY 12

PENSIONER RATES 12

REGULATED DOGS (ANIMAL MANAGEMENT (CATS & DOGS) ACT 2009 13

DANGEROUS DOG APPAREL (REPLACEMENT OF LOST OR DAMAGED GOODS) 13

MISCELLANEOUS FEES 13

CAT - REGISTRATION 13

DISCOUNT PERIOD – FEES PAID BETWEEN 1 JULY & 31 JULY 14

OUTSIDE DISCOUNT PERIOD – FEES PAID AFTER 31 JULY 14

OTHER ANIMAL SERVICES 14

ANIMAL IMPOUNDMENT – ANIMALS SEIZED OR DETAINED 14

ANIMAL TRAP HIRE 15

EUTHANIZING/SURRENDER OF ANIMALS 15

SNAKE CATCHING 15

PET SHOPS/BOARDING KENNELS/CATTERY 15

RE-HOMING DOGS & CATS 15

PERMITS & LICENCES 15

POULTRY/BIRDS 16

IMPOUNDING (LIVESTOCK) 16

BUILDING 17

DWELLINGS - CLASS 1 17

GARAGES, SHEDS, CARPORTS,RETAINING WALLS & THE LIKE - CLASS 10A & 10 B STRUCTURES 17

SWIMMING POOLS - CLASS 10B 17

COMMERCIAL BUILDINGS 18

INSPECTIONS FEES 18

DEMOLITION 18

SPECIAL STRUCTURES 19

BCA CLASSIFICATIONS 19

continued on next page ...

Table Of Contents [continued]

GENERAL BUILDING 19
REQUEST FOR LOCAL GOVERNMENT TO CERTIFY BUILDING WORK ON DISENGAGEMENT OF PRIVATE CERTIFIER 20
LODGEMENT FEES FOR PRIVATE CERTIFIED APPLICATIONS 20
SEARCHES & COMPLIANCE 20
BUILDING FILE INFORMATION SEARCH (INCLUDES POSTAGE CHARGES AND USB IF APPLICABLE) 20
CARAVAN PARKS 21
PROSERPINE TOURIST PARK 21
POWERED SITE / NIGHT 21
UN-POWERED SITE / NIGHT 21
LONG TERM / WEEK (for 1 WEEK) 21
Powered site (week) 21
Unpowered site (week) 21
WANGARATTA CARAVAN PARK 21
POWERED SITE / NIGHT 21
UN-POWERED SITE / NIGHT 21
CABINS / NIGHT 22
LONG TERM / WEEK (for 1 WEEK) 22
Powered site (week) 22
Unpowered site (week) 22
Cabins (week) 22
LONG TERM - PER FORTNIGHT (ONLY FOR EXISTING PERMANENTS) 22
CEMETERY FEES 23
GRAVE SITES 23
INTERMENT - WEEK DAYS 8.00AM TO 3.00 PM 23
MEMORIAL GARDEN 23
MEMORIAL/OLD CEMETERY 23
COLUMBARIUM 23
NICHE PLATES AND PLAQUES 23
OTHER CHARGES 24
CEMETERY ENQUIRIES 24
CANCELLATION OF SITES 24
DEVELOPMENT ASSESSMENT 25
FEES PAYABLE FOR MEETINGS WITH COUNCIL OFFICERS 25
PRELIMINARY/SUPERSEDED APPLICATIONS 25
RECONFIGURING A LOT 25
MATERIAL CHANGE OF USE 26

continued on next page ...

Table Of Contents [continued]

ACCOMMODATION 26
BUSINESS 27
COMMUNITY 27
ENTERTAINMENT 27
INDUSTRY 28
RECREATION 28
RURAL 28
OTHER 28
ADVERTISING DEVICES 30
COMPLIANCE ASSESSMENT 30
OPERATIONAL WORKS 30
LOT CREATION (RECONFIGURATION OF A LOT) 30
MATERIAL CHANGE OF USE AND MINOR OPERATIONAL WORKS 30
MAJOR INFRASTRUCTURE ITEM 31
INTERFERING WITH THE FLOW OF WATER 31
MINOR INFRASTRUCTURE ITEM 31
BUILD OVER OR NEAR SEWER AND STORMWATER 31
MISCELLANEOUS 31
RECHECKING FEE 31
SUBDIVISION PLANS 32
PLANNING - OTHER APPLICATIONS OR SERVICES 32
SEARCH FEES 33
SALE OF DOCUMENTS 33
REFUND OF FEES 34
ENTERTAINMENT & COMMUNITY CENTRES 35
PROSERPINE ENTERTAINMENT CENTRE 35
AUDITORIUM 35
PERFORMANCES 35
TECHNICAL REHEARSAL 36
EVENT/FUNCTION/CONFERENCE 37
MEEETING 38
FOYER 40
STAGE 41
COLLINSVILLE COMMUNITY CENTRE 42
AUDITORIUM 43
AUDITORIUM - BOND 43
KITCHEN 43

continued on next page ...

Table Of Contents [continued]

KITCHEN - BOND 43
CANTEEN AREA AND KITCHEN 44
Toilets only (per day) 44
COLLINSVILLE FOOTBALL CLUB 45
FLAGSTAFF HILL CONFERENCE & CULTURAL CENTRE 46
CONFERENCE CENTRE 46
CONFERENCE / MEETING 46
FUNCTION / EVENT 47
KITCHEN 47
ENVIRONMENTAL HEALTH 48
HEALTH REQUISITIONS SEARCHES 48
ENVIRONMENTAL PROTECTION ACT 1994 & SUSTAINABLE PLANNING ACT 2009 - ENVIRONMENTALLY RELEVANT ACTIVITIES 48
ANNUAL FEES - ENVIRONMENTALLY RELEVANT ACTIVITIES 48
ERA 6 - ASPHALT MANUFACTURING 49
ERA 12 - PLASTIC PRODUCT MANUFACTURING (1) 49
ERA 12 - PLASTIC PRODUCT MANUFACTURING (2) 49
ERA 19 - METAL FORMING 50
ERA 38 - SURFACE COATING (1)(A) 50
ERA 49 - BOAT MAINTENANCE OR REPAIR 50
FOOD ACT 2006 - FOOD INSPECTIONS 51
PLAN ASSESSMENT 51
FOOD RENEWALS (includes required inspection) 51
PERSONAL APPEARANCE SERVICES 52
COMMERCIAL FEES AND CHARGES 53
WATER SAMPLING 53
HEART OF THE REEF TRANSIT FACILITY - PORT OF AIRLIE 54
Bus Parking 54
GROUND TRANSPORT OPERATOR ACCESS PERMIT 54
Carpark Bay Rental - (4) Available 54
INFORMATION TECHNOLOGY 55
PRINTING, PHOTOCOPYING & PLANS 55
STANDARD PHOTOCOPYING SERVICES FEES 55
PHOTOCOPYING B & W 55
PHOTOCOPYING COLOUR 55
STANDARD PRINTING SERVICES FEES 55
PRINTING B & W 55
PRINTING COLOUR 55

continued on next page ...

Table Of Contents [continued]

CUSTOMISED MAPPING WORK 55
ALL OTHER SEARCHES & CUSTOMISED WORK 55
INFRASTRUCTURE 56
ROADWORKS PERMIT APPLICATION FEE 56
DIRECTIONAL SIGNAGE INSTALLATION 56
RURAL ROAD ADDRESSING 56
WATER METERS 56
REPLACEMENT METER OR FITTINGS - DAMAGED OR STOLEN: 57
WATER SUPPLY 57
WATER SERVICE CONNECTION 57
OUTSIDE TOWN WATER CONNECTION AREA 58
WATER SUPPLIED FROM FIRE HYDRANT OTHER THAN FOR FIRE FIGHTING PURPOSES 58
TO HIRE A TEMPORARY METERED CONSTRUCTION STANDPIPE 58
OUTSIDE TOWN AREA WATER SUPPLY 58
MINIMUM CHARGE PER SERVICE FOR SALE OF WATER AT STANDPIPE (Per Kilolitre) 58
TEMPORARY CONSTRUCTION WATER CONNECTION FOR SUBDIVISIONAL WORKS (25mm) 58
HOUSE DRAIN BLOCKAGE & EQUIPMENT HIRE 59
WHITSUNDAY REGIONAL COUNCIL WATER QUALITY TESTING LABORATORY 60
WATER AND WASTE LABORATORY CHARGES 60
PUMP OUT BY PRIVATE CONTRACTOR 61
LIBRARY SERVICES 62
MEMBERSHIP AND CARD REPLACEMENT 62
LOST/DAMAGED ITEMS 62
PHOTOCOPIES & PRINTING SERVICES 62
FAX COMMUNICATIONS 62
LAMINATING 62
WITHDRAWN (OLD) STOCK FOR SALE 63
INTER-LIBRARY LOANS 63
PARKING 64
PARKING FEES (REGULATED ON/OFF STREET PARKING) 64
AIRLIE BEACH PRECINCT (includes Abell Point, Port of Airlie, Coconut Grove, Broadwater Ave and Airlie Creek) - OFF STREET CARPARKING (per registered vehicle) 64
PARKING PERMITS - OFF STREET CARPARKING 64
PARKS & GARDENS 65
BOWEN SOUND SHELL 65
PLUMBING & DRAINAGE 66

continued on next page ...

Table Of Contents [continued]

NEW CONNECTIONS 66
SHEDS/GARAGES (CLASS 10) 66
ALTERATIONS & ADDITIONS 66
BACKFLOW PREVENTION 67
PLUMBING INSPECTIONS - ADDITIONAL INSPECTIONS & ADDITIONAL INSPECTIONS RESULTING IN NON-COMPLIANCE 67
DISCONNECTION OR DECOMMISSIONING 67
PLUMBING GENERAL 67
POOLS 68
BOWEN SWIMMING POOL 68
ADMISSION 68
HIRE 68
COLLINSVILLE SWIMMING POOL 68
ADMISSION 68
HIRE 68
PROSERPINE SWIMMING POOL 69
ADMISSION 69
HIRE 69
RATE/PROPERTY SEARCHES 70
PROPERTY SEARCH 70
PROVISION OF BULK ELECTRONIC DATA FROM COUNCIL'S LAND RECORD (ELECTRONIC PROPERTY DATA) 70
MISCELLANEOUS 70
REGULATORY CHARGES 71
EVENTS CONDUCTED ON COUNCIL LAND 71
CLASS 1 - MAJOR EVENTS >1000 PEOPLE 71
CLASS 2 - MAJOR EVENTS 200-1000 PEOPLE 71
CLASS 3 - MINOR EVENT < 200 PEOPLE (PUBLIC) 71
CLASS 4 - MINOR EVENT < 200 PEOPLE (PRIVATE) 71
CLASS 5 - FAMILY GATHERINGS WITH TEMPORARY REMOVABLE EQUIPMENT/INFRASTRUCTURE < 50 PEOPLE 71
PORTABLE DAIS - BOWEN 72
EVENTS CONDUCTED ON PRIVATE LAND 72
CLASS 1 - MAJOR EVENTS >1000 PEOPLE 72
CLASS 2 - MAJOR EVENTS 200-1000 PEOPLE 72
CLASS 3 - MINOR EVENT < 200 PEOPLE 72
OTHER EVENTS 72
REGULATORY CHARGES 72
IMPOUNDED VEHICLES 72

continued on next page ...

Table Of Contents [continued]

GATES & GRIDS 73
COMPLIANCE 73
REGULATORY CHARGES – LICENCES 73
ACCOMMODATION 73
PORTABLE / TEMPORARY ADVERTISING 73
BUSKING PERMITS 73
FOOTPATH DINING - COMMERCIAL USE OF ROADS 74
GOODS ON FOOTPATH FOR SALE (INCLUDING VENDORS ON FOOTPATHS) 74
PARKS, RESERVES & FORESHORES 74
ROADS LOCAL LAWS - VENDORS 74
TEMPORARY HOME 75
GENERAL LICENCE APPLICATIONS - LOCAL LAWS (Not listed above) 75
REPLACEMENT LICENCES 75
RIGHT TO INFORMATION ACT 76
SHUTE HARBOUR TRANSIT FACILITY 77
CAR PARKING 77
UPPER PUBLIC CAR PARK 77
UPPER PUBLIC CAR PARK PERMITS 77
LOWER PUBLIC CAR PARK 77
TRADE WASTE 78
APPLICATION FEE 78
RENEWAL FEES 78
VOLUMETRIC CHARGING 78
POLLUTANTS CHARGE FOR CATEGORY 3 78
EXCESS POLLUTANT CHARGES 78
OTHER CHARGES 79
EQUIVALENT GREASE ARRESTER CHARGE 79
WASTE 80
MUNICIPAL SOLID WASTE (HOUSEHOLD) 80
CONSTRUCTION AND DEMOLITION (Landfill Pricing per tonne & Transfer Station Pricing per cubic metre) 80
RECOVERED RESOURCES AVAILABLE AS SALEABLE PRODUCTS 80
TYRES 81
HAZARDOUS WASTE 81
COMMERCIAL AND INDUSTRIAL (Landfill Pricing per tonne & Transfer Station Pricing per cubic metre) 81
REGULATED WASTE Conditional Acceptance by Application Subject to Council Approval 82
MUNICIPAL SOLID WASTE (HOUSEHOLD) 83

continued on next page ...

Table Of Contents [continued]

OTHER 83
CAMPING 84
LAKE PROSERPINE 84

Name	GST	Year 23/24 Fee (incl. GST)	Legislation

Whitsunday Regional Council

ADMINISTRATION

Credit Card transaction Fee	N	0.5% of Transaction	

Name	GST	Year 23/24 Fee (incl. GST)	Legislation

AIRPORTS & AERODROMES

CAR PARKING - Whitsunday Coast Airport

SHORT TERM

30 minutes ONLY	Y	Free	Local Government Act 2009 | Part 6 S262 (3) (c)
From 30 minutes to 2 hours	Y	$6.50	Local Government Act 2009 | Part 6 S262 (3) (c)
From 2 hours to 8 hours	Y	$13.00	Local Government Act 2009 | Part 6 S262 (3) (c)
From 8 hours to 30 hours	Y	$24.00	Local Government Act 2009 | Part 6 S262 (3) (c)

LONG TERM

Per day after the first to 30 Hours	Y	$22.00	Local Government Act 2009 | Part 6 S262 (3) (c)
Corporate Parking Card - per annum	Y	$2,040.00	Local Government Act 2009 | Part 6 S262 (3) (c)
Replacement Corporate Parking Card	Y	$26.00	Local Government Act 2009 | Part 6 S262 (3) (c)

Name	GST	Year 23/24 Fee (incl. GST)	Legislation

ANIMALS

DOG - REGISTRATION

A veterinarian's certificate and/or a tattooed ear symbol only will be accepted evidence that a dog has been desexed.

Pro-rata fees apply 50% 1 January - 30 June - New Animals Only

Pro-rata fees apply 25% 1 May - 30 June - New Animals Only

Refund of fees - no refund of fees where amount to be refunded is less than $15.00 (unless deemed to be administration error) or if registration is cancelled after 31 December

DISCOUNT PERIOD – FEES PAID BETWEEN 1 JULY & 31 JULY

Desexed and Micro chipped dog	N	$47.00	Local Government Act 2009 | Animal Management (Cats & Dogs) Act 2009
Desexed dog	N	$51.00	Local Government Act 2009 | Animal Management (Cats & Dogs) Act 2009
Unspeyed Female/Entire Male	N	$109.00	Local Government Act 2009 | Animal Management (Cats & Dogs) Act 2009
Dog Registered with Canine Control Council	N	$47.00	Local Government Act 2009 | Animal Management (Cats & Dogs) Act 2009

OUTSIDE DISCOUNT PERIOD – FEES PAID AFTER 31 JULY

Desexed and Micro chipped dog	N	$68.00	Local Government Act 2009 | Animal Management (Cats & Dogs) Act 2009
Desexed dog	N	$72.00	Local Government Act 2009 | Animal Management (Cats & Dogs) Act 2009
Unspeyed Female/Entire Male	N	$131.00	Local Government Act 2009 | Animal Management (Cats & Dogs) Act 2009
Dog Registered with Canine Control Council	N	$68.00	Local Government Act 2009 | Animal Management (Cats & Dogs) Act 2009

PENSIONER RATES

Desexed and Micro chipped dog	N	$17.00	Local Government Act 2009 | Animal Management (Cats & Dogs) Act 2009
Desexed dog	N	$22.00	Local Government Act 2009 | Animal Management (Cats & Dogs) Act 2009
Unspeyed Female/Entire Male	N	$56.00	Local Government Act 2009 | Animal Management (Cats & Dogs) Act 2009

Name	GST	Year 23/24 Fee (incl. GST)	Legislation
REGULATED DOGS (ANIMAL MANAGEMENT (CATS & DOGS) ACT 2009			
Application for restricted dog	N	$281.00	Local Government Act 2009 | Animal Management (Cats & Dogs) Act 2009
Declared dangerous dog annual registration fee	N	$797.00	Local Government Act 2009 | Animal Management (Cats & Dogs) Act 2009
Declared menacing dog annual registration fee	N	$267.00	Local Government Act 2009 | Animal Management (Cats & Dogs) Act 2009
Restricted dog annual registration fee	N	$397.00	Local Government Act 2009 | Animal Management (Cats & Dogs) Act 2009
Compliance inspection	N	$281.00	Local Government Act 2009 | Animal Management (Cats & Dogs) Act 2009
Permit, enclosure & other related matters. Per Hour			
DANGEROUS DOG APPAREL (REPLACEMENT OF LOST OR DAMAGED GOODS)			
Dangerous dog sign + Collar + Tag	Y	$200.00	Local Government Act 2009 | Part 2 S97 (1)
Restricted dog sign + Collar + Tag	Y	$200.00	Local Government Act 2009 | Part 2 S97 (1)
Menacing dog sign + Collar + Tag	Y	$200.00	Local Government Act 2009 | Part 2 S97 (1)
MISCELLANEOUS FEES			
Replacement Tag	Y	$17.00	Local Government Act 2009 | Animal Management (Cats & Dogs) Act 2009
Transfer of Registration	N	$19.00	Local Government Act 2009 | Animal Management (Cats & Dogs) Act 2009
Guide Dog/Assistance Dog	N	Free	Local Government Act 2009 | Animal Management (Cats & Dogs) Act 2009

CAT - REGISTRATION

A veterinarian's certificate and/or a tattooed ear symbol only will be accepted evidence that a dog has been desexed.

Pro-rata fees apply 50% 1 January - 30 June - New Animals Only

Pro-rata fees apply 25% 1 May - 30 June - New Animals Only

Refund of fees - no refund of fees where amount to be refunded is less than $15.00 (unless deemed to be administration error) or if registration is cancelled after 31 December

Name	GST	Year 23/24 Fee (incl. GST)	Legislation
DISCOUNT PERIOD – FEES PAID BETWEEN 1 JULY & 31 JULY			
Desexed and Micro chipped Cat	N	$11.00	Local Government Act 2009 | Animal Management (Cats & Dogs) Act 2009
Desexed Cat	N	$20.00	Local Government Act 2009 | Animal Management (Cats & Dogs) Act 2009
Entire Cat	N	$42.00	Local Government Act 2009 | Animal Management (Cats & Dogs) Act 2009
OUTSIDE DISCOUNT PERIOD – FEES PAID AFTER 31 JULY			
Desexed and Micro chipped Cat	N	$15.00	Local Government Act 2009 | Animal Management (Cats & Dogs) Act 2009
Desexed Cat	N	$26.00	Local Government Act 2009 | Animal Management (Cats & Dogs) Act 2009
Entire Cat	N	$52.00	Local Government Act 2009 | Animal Management (Cats & Dogs) Act 2009
OTHER ANIMAL SERVICES			
ANIMAL IMPOUNDMENT – ANIMALS SEIZED OR DETAINED			
Animal Release Microchipping (Mandatory fee prior to release)	N	$131.00	Local Government Act 2009 | Animal Management (Cats & Dogs) Act 2009
Where animal is not already Microchipped			
Unregistered Animal - plus registration fees - Not discounted	N	$263.00	Local Government Act 2009 | Council Local Law
Fee does not include Mandatory Microchipping fees			
Registered Animal - 1st Release	N	$177.00	Local Government Act 2009 | Council Local Law
Fee does not include Mandatory Microchipping fees			
Registered Animal - 2nd Release	N	$232.00	Local Government Act 2009 | Council Local Law
Fee does not include Mandatory Microchipping fees			
Registered Animal - 3rd Release	N	$255.00	Local Government Act 2009 | Council Local Law
Fee does not include Mandatory Microchipping fees			
Sustenance Rates	N	$29.00	Local Government Act 2009 | Council Local Law
Surcharge for Weekends and public holiday release @ Minimum 4 hrs	N	$563.00	Local Government Act 2009 | Council Local Law

Name	GST	Year 23/24 Fee (incl. GST)	Legislation
ANIMAL TRAP HIRE			
Trap replacement fee	Y	$423.00	Local Government Act 2009 | Part 2 S97 (1)
EUTHANIZING/SURRENDER OF ANIMALS			
Requested by owner			
Dog/Cat	Y	$104.00	Local Government Act 2009 | Part 2 S97 (1)
SNAKE CATCHING			
Snake Catching	Y	Not available	Local Government Act 2009 | Part 2 S97 (1)
PET SHOPS/BOARDING KENNELS/CATTERY			
Application and Inspection Fee for licence	N	$423.00	Local Government Act 2009 | Part 2 S97 (1)
Renewal of licence	N	$142.00	Local Government Act 2009 | Part 2 S97 (1)
Inspection Fee per hour	N	$142.00	Local Government Act 2009 | Part 2 S97 (1)
RE-HOMING DOGS & CATS			
Purchase of dog or cat from pound - includes de-sexing, microchip and registration	Y	$260.00	Local Government Act 2009 | Council Local Law
PERMITS & LICENCES			
Keeping of more than 2 dogs permit	N	$435.00	Local Government Act 2009 | Council Local Law
Inclusive of annual inspection (excludes each dog's registration)			
Keeping of more than 2 Cats Permit	N	$437.00	Local Government Act 2009 | Part 2 S97 (1)
Inclusive of annual inspection (excludes each cat's registration)			
Authorised person inspection and other assessment fee - hourly charge	N	$142.00	Local Government Act 2009 | Part 2 S97 (1)
Application	N	$142.00	Local Government Act 2009 | Part 2 S97 (1)
Transfer Permit	N	$142.00	Local Government Act 2009 | Part 2 S97 (1)
Stable - application plus Inspection Fee	N	$423.00	Local Government Act 2009 | Part 2 S97 (1)
Boarding Kennels/Training Kennels/Cattery plus Inspection Fee	N	$0.00	Local Government Act 2009 | Part 2 S97 (1)
Breeding Kennels plus registration for each animal plus Inspection Fee	N	$0.00	Local Government Act 2009 | Part 2 S97 (1)
Other Permits - including working dogs plus inspection Fee	N	$423.00	Local Government Act 2009 | Part 2 S97 (1)
Goats, sheep, donkeys etc. Permit Inspection Fee	N	$423.00	Local Government Act 2009 | Part 2 S97 (1)

continued on next page ...

Name	GST	Year 23/24 Fee (incl. GST)	Legislation
PERMITS & LICENCES [continued]			
Pound Register (For inspection of Pound Register and the records of animals seized and temporarily held) - per extract	N	$36.00	Local Government Act 2009 | Part 2 S97 (1)
POULTRY/BIRDS			
Licence (inc - application for keeping poultry/birds in excess of Local Laws requirements)	N	$423.00	Local Government Act 2009 | Part 2 S97 (1)
IMPOUNDING (LIVESTOCK)			
Impounding	N	Cost to Council + 50%	Local Government Act 2009 | Part 2 S97 (1)
Per Animal per day plus transportation as per ASU Award			
Temporary held	N	Cost to Council + 50%	Local Government Act 2009 | Part 2 S97 (1)
Per head for each animal and for any other animal held more than once in 30 days			
Sustenance Rates	N	Cost to Council + 50%	Local Government Act 2009 | Part 2 S97 (1)
Any animal other than sheep, goats or swine			
Sustenance Rates	N	Cost to Council + 50%	Local Government Act 2009 | Part 2 S97 (1)
Sheep, goats and swine per head			
Notice and Letters	N	Cost to council + Admin (1 Hour)	Local Government Act 2009 | Part 2 S97 (1)
At cost including postage, registration and/or certification			
Notice in Media	N	Cost to Council + 50%	Local Government Act 2009 | Part 2 S97 (1)
Where a notice is inserted in a newspaper the fee shall be the cost of the advertisement Where a notice is inserted in the media the fee shall be the cost of the advertisement			

Name	GST	Year 23/24 Fee (incl. GST)	Legislation

BUILDING

In the event that Council do not have a registered Building Surveyor employed, all building application fees will require a quote prior to lodgement.

Quote Authorisations - Note: all quotes are to be finalised by an Executive Manager/Director or CEO prior to issue.

DWELLINGS - CLASS 1

Single Dwelling (Class 1) over 200m2 (note: Duplexes & Multiple Dwellings subject to Quote)	Y	Quote	Sustainability Planning Act | Chpt 6 Part 2 Section 260 (1)
Single Dwelling (Class 1) Up to 200m2 (note: duplexes & multiple dwellings subject to quote)	Y	Quote	Sustainability Planning Act | Chpt 6 Part 2 Section 260 (1)
Includes Lodgment Fee & Up to 5 Inspections			
Minor Building Works (minor dwelling additions up to 45m2 in floor area)	Y	Quote	Sustainability Planning Act | Chpt 6 Part 2 Section 260 (1)
Includes Lodgment & Up to 2 Inspections			
Dwelling Alterations & Additions (over 45m2)	Y	Quote	Sustainability Planning Act | Chpt 6 Part 2 Section 260 (1)
Includes Lodgment & up to 3 Inspections			

GARAGES, SHEDS, CARPORTS,RETAINING WALLS & THE LIKE - CLASS 10A & 10 B STRUCTURES

Minor Building Works - eg pergolas, retaining walls/restumping/reroofs/fences/lawn lockers and garages/carports (where garage/carports do not exceed 45m2 in floor area)	Y	Quote	Sustainability Planning Act | Chpt 6 Part 2 Section 260 (1)
Includes Lodgment & up to 2 Inspections			
Garages, Sheds & Carports over 45m2 (Class 10a)	Y	Quote	Sustainability Planning Act | Chpt 6 Part 2 Section 260 (1)
Includes Lodgment & up to 3 Inspections			

SWIMMING POOLS - CLASS 10B

New Pool Application (new swimming pool & fence) - Resort & Commercial Swimming Pools	Y	Quote	Sustainability Planning Act | Chpt 6 Part 2 Section 260 (1)
New Pool Application (new swimming pool & fence) - Associated with Class 2, 3 & 4 Buildings	Y	Quote	Sustainability Planning Act | Chpt 6 Part 2 Section 260 (1)
Pool Safety Inspection and Report/Notice - Associated with Class 2, 3 & 4 Buildings	Y	Quote	Local Government Act 2009 | Part 2 S97 (2) (e)
Pool Safety Inspection and Report/Notice - Resort & Commercial Swimming Pools	Y	Quote	Local Government Act 2009 | Part 2 S97 (2) (e)
Pool Safety Inspection and report/notice - Associated with Class 1	Y	Quote	Local Government Act 2009 | Part 2 S97 (2) (e)
Includes 1 inspection			

continued on next page ...

Name	GST	Year 23/24 Fee (incl. GST)	Legislation
SWIMMING POOLS - CLASS 10B [continued]			
Pool Safety Reinspection	Y	Quote	Local Government Act 2009 | Part 2 S97 (2) (e)
Includes 1 inspection			
New Pool Application (new swimming pool & fence) - Associated with Class 1	Y	Quote	Sustainability Planning Act | Chpt 6 Part 2 Section 260 (1)
Includes Lodgment & up to 3 Inspections			
New Pool Fencing Application (pool fencing only)	Y	Quote	Sustainability Planning Act | Chpt 6 Part 2 Section 260 (1)
Includes Lodgment & 1 Inspection			
Request for Exemption from Pool Standards	Y	Quote	Local Government Act 2009 | Part 2 S97 (2) (e)
COMMERCIAL BUILDINGS			
Commercial & Industrial (Class 5 - 9) up to 300m2 - (includes new & alterations & additions)	Y	Quote	Sustainability Planning Act | Chpt 6 Part 2 Section 260 (1)
Includes Lodgment & up to 4 Inspections			
Commercial & Industrial (Class 5 - 9) 300m2 - 500m2	Y	Quote	Sustainability Planning Act | Chpt 6 Part 2 Section 260 (1)
Includes Lodgment & up to 4 Inspections			
Commercial & Industrial (Class 5 - 9) over 500m2	Y	Quote	Sustainability Planning Act | Chpt 6 Part 2 Section 260 (1)
Class 2, 3 & 4 dwelling or units (including alterations & additions)	Y	Quote	Sustainability Planning Act | Chpt 6 Part 2 Section 260 (1)
Copy of plans - Commercial	Y	Quote	Sustainability Planning Act | Chpt 6 Part 2 Section 260 (1)
INSPECTIONS FEES			
Inspections Fees	Y	$241.00	Sustainability Planning Act | Chpt 6 Part 2 Section 260 (1)
DEMOLITION			
Bond A - Removal of Materials & Site Clean Up	N	$4,515.00	Sustainability Planning Act | Chpt 6 Part 2 Section 265
Bond B - Damage to Footpath	N	$2,263.00	Sustainability Planning Act | Chpt 6 Part 2 Section 265

continued on next page ...

Name	GST	Year 23/24 Fee (incl. GST)	Legislation
DEMOLITION [continued]			
Bond C - Damage to Council Services	N	$4,515.00	Sustainability Planning Act | Chpt 6 Part 2 Section 265
Bond D - Completion of Works	N	$28,524.00	Sustainability Planning Act | Chpt 6 Part 2 Section 265
SPECIAL STRUCTURES			
Special Structures	Y	Quote	Building Act 1975 | S 235 & S 245
BCA CLASSIFICATIONS			
Certificates of Classification	Y	Quote	Local Government Act 2009 | Part 2 S97 (2) (e)
For existing buildings where no certificate has been issued			
Change of Classification - all Classes	Y	Quote	Local Government Act 2009 | Part 2 S97 (2) (e)
GENERAL BUILDING			
All other Building Certification or Building Services not specified	Y	Quote	Sustainability Planning Act | Chpt 6 Part 2 Section 260 (1)
Or where fees considered inappropriate for the proposed works			
Request to extend period of Approval	Y	Quote	Sustainability Planning Act | Chpt 6 Part 2 Section 260 (1)
Request for refund of fees based on level of assessment and inspectorial work undertaken	Y	Quote	Sustainability Planning Act | Chpt 6 Part 2 Section 260 (1)
Use planning schedule as guide			
Inspection Fee (other than for Private Certifier)	Y	Quote	Local Government Act 2009 | Part 2 S97 (2) (e)
Amendment or Change to an Approval	Y	Quote	Sustainability Planning Act | Chpt 6 Part 2 Section 260 (1)
Hourly rate, min 1 hour			
Consultation Fee - hourly rate	Y	$246.00	Sustainability Planning Act | Chpt 6 Part 2 Section 260 (1)
Travel - Hourly rate applies to Islands and inspections greater than 50km from Council Offices	Y	$180.00	Local Government Act 2009 | Part 2 S97 (2) (e)
Note hourly rate for Islands applies form time of departure until time of return to mainland, plus aircraft or boat charters			
Inspections for Private Certifiers	Y	$445.00	Local Government Act 2009 | Part 2 S97 (2) (e)
Includes maximum 30mins travel times			

Name	GST	Year 23/24 Fee (incl. GST)	Legislation
REQUEST FOR LOCAL GOVERNMENT TO CERTIFY BUILDING WORK ON DISENGAGEMENT OF PRIVATE CERTIFIER			
If application is not decided	Y	Quote	Sustainability Planning Act | Chpt 6 Part 2 Section 260 (1)
If application decided - Class 1	Y	Quote	Sustainability Planning Act | Chpt 6 Part 2 Section 260 (1)
Includes Lodgment & 1 Inspection			
If application decided - Class 10	Y	Quote	Sustainability Planning Act | Chpt 6 Part 2 Section 260 (1)
Includes Lodgment & 1 Inspection			
If application decided (does not include inspections and/or Certificate of Classification) - Class 2-9	Y	Quote	
LODGEMENT FEES FOR PRIVATE CERTIFIED APPLICATIONS			
Late Lodgment for Private Certifiers	N	$55.00	
Class 1 and 10	N	$124.00	Local Government Act 2009 | Part 2 S97 (2) (e)
Class 2 - 9 to 500m2	N	$178.00	Local Government Act 2009 | Part 2 S97 (2) (e)
Class 2 - 9 over 500m2	N	$352.00	Local Government Act 2009 | Part 2 S97 (2) (e)
Demolition	N	$120.00	Local Government Act 2009 | Part 2 S97 (2) (e)
SEARCHES & COMPLIANCE			
Compliance inspection for single dwellings and associated structures where approval is not current, not including travel (if applicable)	Y	Quote	Local Government Act 2009 | Part 2 S97 (2) (e)
More than one (1) dwelling and associated buildings or structures are subject to quotation			
Compliance inspection for commercial/industrial and multiple dwellings and associated structures where approval is not current, not including travel (if applicable)	Y	Quote	Local Government Act 2009 | Part 2 S97 (2) (e)
Are subject to quotation			
Copy of plans - Class 1 or 10 applications	N	$64.00	Local Government Act 2009 | Part 2 S97 (2) (e)
BUILDING FILE INFORMATION SEARCH (INCLUDES POSTAGE CHARGES AND USB IF APPLICABLE)			
Class 1 & 10 (Dwellings)	N	$120.00	Local Government Regulations 2012 | Chapter 2 Part 13 (c)
Class 2 - 9 (commercial & Accommodation)	N	$199.00	Local Government Regulations 2012 | Chapter 2 Part 13 (c)
Certificate of Classification (Copy of Previously issued)	N	$99.00	Local Government Regulations 2012 | Chapter 2 Part 13 (c)

Name	GST	Year 23/24 Fee (incl. GST)	Legislation
CARAVAN PARKS			
PROSERPINE TOURIST PARK			
POWERED SITE / NIGHT			
Off-Peak season (01 October to 31 May)	Y	$34.00	Local Government Act 2009 | Part 6 S262 (3) (c)
Peak Season (01 June to 30 September)	Y	$42.00	Local Government Act 2009 | Part 6 S262 (3) (c)
UN-POWERED SITE / NIGHT			
Off-Peak season (01 October to 31 May)	Y	$29.00	Local Government Act 2009 | Part 6 S262 (3) (c)
Peak Season (01 June to 30 September)	Y	$34.00	Local Government Act 2009 | Part 6 S262 (3) (c)
LONG TERM / WEEK (for 1 WEEK)			
Powered site (week)			
Off-Peak season (01 October to 31 May)	Y	$192.00	Local Government Act 2009 | Part 6 S262 (3) (c)
Peak Season (01 June to 30 September)	Y	$239.00	Local Government Act 2009 | Part 6 S262 (3) (c)
Unpowered site (week)			
Off-Peak season (01 October to 31 May)	Y	$165.00	Local Government Act 2009 | Part 6 S262 (3) (c)
Peak Season (01 June to 30 September)	Y	$192.00	Local Government Act 2009 | Part 6 S262 (3) (c)
WANGARATTA CARAVAN PARK			
POWERED SITE / NIGHT			
Off-Peak season (01 October to 31 May)	Y	$34.00	Local Government Act 2009 | Part 6 S262 (3) (c)
Peak Season (01 June to 30 September)	Y	$42.00	Local Government Act 2009 | Part 6 S262 (3) (c)
UN-POWERED SITE / NIGHT			
Off-Peak season (01 October to 31 May)	Y	$29.00	Local Government Act 2009 | Part 6 S262 (3) (c)
Peak Season (01 June to 30 September)	Y	$34.00	Local Government Act 2009 | Part 6 S262 (3) (c)

Name	GST	Year 23/24 Fee (incl. GST)	Legislation
CABINS / NIGHT			
Off-Peak season (01 October to 31 May)	Y	$112.00	Local Government Act 2009 | Part 6 S262 (3) (c)
Peak Season (01 June to 30 September)	Y	$125.00	Local Government Act 2009 | Part 6 S262 (3) (c)
LONG TERM / WEEK (for 1 WEEK)			
Powered site (week)			
Off-Peak season (01 October to 31 May)	Y	$192.00	Local Government Act 2009 | Part 6 S262 (3) (c)
Peak Season (01 June to 30 September)	Y	$239.00	Local Government Act 2009 | Part 6 S262 (3) (c)
Unpowered site (week)			
Off-Peak season (01 October to 31 May)	Y	$165.00	Local Government Act 2009 | Part 6 S262 (3) (c)
Peak Season (01 June to 30 September)	Y	$192.00	Local Government Act 2009 | Part 6 S262 (3) (c)
Cabins (week)			
Off-Peak season (01 October to 31 May)	Y	$653.00	Local Government Act 2009 | Part 6 S262 (3) (c)
Peak Season (01 June to 30 September)	Y	$742.00	Local Government Act 2009 | Part 6 S262 (3) (c)
LONG TERM - PER FORTNIGHT (ONLY FOR EXISTING PERMANENTS)			
Single	Y	$452.00	Local Government Act 2009 | Part 6 S262 (3) (c)
Couple (no dependent children)	Y	$447.00	Local Government Act 2009 | Part 6 S262 (3) (c)

Name	GST	Year 23/24 Fee (incl. GST)	Legislation

CEMETERY FEES

GRAVE SITES

Grave Site Charge	Y	$1,362.53	Local Government Act 2009 | Part 6 S262 (3) (c)
Grave Site Reservation - Administration charge	Y	$196.32	Local Government Act 2009 | Part 6 S262 (3) (c)

INTERMENT - WEEK DAYS 8.00AM TO 3.00 PM

Adults	Y	$1,513.00	Local Government Act 2009 | Part 6 S262 (3) (c)
Infants (under two years of age 50% of adult charge)	Y	$756.00	Local Government Act 2009 | Part 6 S262 (3) (c)
Approval and placement of ashes in an existing grave (per hour)	Y	$164.00	Local Government Act 2009 | Part 6 S262 (3) (c)
After hours charges	Y	$185.00 Per Hour Min. Fee incl. GST: $203.50	Local Government Act 2009 | Part 6 S262 (3) (c)

MEMORIAL GARDEN

Plot & Internment fee (Rose bush not included)	Y	$462.00	Local Government Act 2009 | Part 6 S262 (3) (c)
Plaque fee (only applicable where Council provide the Plaque)	Y	$292.00	Local Government Act 2009 | Part 6 S262 (3) (c)

MEMORIAL/OLD CEMETERY

Current reservations only - (interment fee only)	Y	$1,715.00	Local Government Act 2009 | Part 6 S262 (3) (c)

COLUMBARIUM

Niche in Columbarium	Y	$328.00	Local Government Act 2009 | Part 6 S262 (3) (c)
Double Niche Interment of Ashes	Y	$655.00	Local Government Act 2009 | Part 6 S262 (3) (c)

NICHE PLATES AND PLAQUES

Note: Niche plates and vases may be purchased via a council catalogue. The niche plates and vases selected will comply with Council requirements. The cost of the niche plates, plaques and vases will be the cost shown in the provided quote document.

Administration Fee	Y	$111.10	
Niche Plaque	Y	At cost from supplier	Local Government Act 2009 | Part 6 S262 (3) (c)
Vases – Granite	Y	At cost from supplier	Local Government Act 2009 | Part 6 S262 (3) (c)

continued on next page ...

Name	GST	Year 23/24 Fee (incl. GST)	Legislation
NICHE PLATES AND PLAQUES [continued]			
Bronze Vase for Columbarium	Y	At cost from supplier	Local Government Act 2009 | Part 6 S262 (3) (c)
OTHER CHARGES			
Headstone Application Fee	N	$36.50	Local Government Act 2009 | Part 6 S262 (3) (c)
Exhumations where Council does full recovery - minimum fee	Y	$6,791.00	Local Government Act 2009 | Part 6 S262 (3) (c)
Exhumations where Council opens/closes grave only - minimum fee	Y	$1,752.00	Local Government Act 2009 | Part 6 S262 (3) (c)
Concrete capping for grave	Y	$330.00	Local Government Act 2009 | Part 6 S262 (3) (c)
CEMETERY ENQUIRIES			
Request for a significant amount of information (per hour)	N	$110.00	Local Government Act 2009 | Part 6 S262 (3) (c)
Basic site or location details on a one off basis	N	No charge	Local Government Act 2009 | Part 6 S262 (3) (c)
Copy of cemetery records per bound book	N	$86.00	Local Government Act 2009 | Part 6 S262 (3) (c)
Copy of cemetery records CD version	N	$20.00	Local Government Act 2009 | Part 6 S262 (3) (c)
CANCELLATION OF SITES			
Council will purchase from the holder-reserved sites that are no longer required at the same cost as at purchase date.			
Council will deduct a processing fee from these reserved sites once cancelled	Y	$111.00	Local Government Act 2009 | Part 6 S262 (3) (c)
Unless transferring to a different part of the cemetery			

Name	GST	Year 23/24 Fee (incl. GST)	Legislation
DEVELOPMENT ASSESSMENT			
FEES PAYABLE FOR MEETINGS WITH COUNCIL OFFICERS			
No fee is applicable for a first pre-lodgement meeting	Y	No Charge	Sustainability Planning Act | Chpt 6 Part 2 Section 260 (1)
All subsequent meetings relating to a particular application will be subject to a fee (Note: fee to be paid prior to confirmation of the meeting)	Y	$838.00	Local Government Act 2009 | Part 2 S97 (1)
PRELIMINARY/SUPERSEDED APPLICATIONS			
Request for Superseded Planning Scheme application	N	$1,115.00	Planning Act 2016 | s29
Preliminary Approval for a proposed development	N	90% of the prescribed fee calculated from the potential lot yield, unit yield, GFA site area **Min Fee:** $954.00 (no GST)	Planning Act 2016 | s51
Variation Approval to override the Planning Scheme	N	150% of the prescribed fee calculated from the potential lot yield, unit yield, GFA site area. **Min Fee:** $2,382.00 (no GST)	Planning Act 2016 | s51
RECONFIGURING A LOT			
For each lot as shown on a proposal plan, including Community Title Lots			
0 to 2 lots	N	$2,340.00 minimum fee	Planning Act 2016 | s51
3 to 5 lots	N	$2,340.00 plus $746.00 per lot over 2 lots	Planning Act 2016 | s51
6 to 10 lots	N	$4,680.00 plus $560.00 per lot over 5 lots	Planning Act 2016 | s51
11 to 50 lots	N	$10,530.00 plus $446.00 per lot over 10 lots	Planning Act 2016 | s51
More than 50 lots	N	$46,800.00 plus $223.00 per lot over 50 lots	Planning Act 2016 | s51
Boundary adjustment/amalgamations/Access Easement	N	$1,263.00 per 2 lots plus $168.00 per extra lot	Planning Act 2016 | s51

Name	GST	Year 23/24 Fee (incl. GST)	Legislation
MATERIAL CHANGE OF USE			
ACCOMMODATION			
Caretaker's Accommodation	N	$1,038.00	Planning Act 2016 | s51
Dual Occupancy	N	$2,891.00	Planning Act 2016 | s51
Dwelling House	N	$1,038.00	Planning Act 2016 | s51
Dwelling Unit	N	$1,038.00	Planning Act 2016 | s51
Home Based Business	N	$1,038.00	
Multiple Dwelling/Nature Based Tourism/Non-Resident Workforce Accommodation/Residential Care Facility/Resort Complex/ Retirement Facility/Rooming Accommodation/Rural Workers' Accommodation/Short Term Accommodation	N	$4,680.00 (minimum) up to four (4) **code assessable** units plus $468.00 per unit over 4 units up to 50 units $27,720.00 over 50 **code assessable** units plus $227.00 per unit over 50 units $5,705.00 (minimum) up to four (4) **impact assessable** units plus $454.00 per unit over 4 units up to 50 units $33,270.00 over 50 **impact assessable** units plus $227.00 per unit over 50 units	Planning Act 2016 | s51
Relocatable Home Park/Tourist Park	N	$93.00 per site Min Fee: $2,522.00	Planning Act 2016 | s51
$87.00 per site Min Fee: $2,320.00			

Name	GST	Year 23/24 Fee (incl. GST)	Legislation
BUSINESS			
Business Activities defined activity ground of the WRCPS 2017, excluding Brothel	N	**Code assessable:** $2,985.00 plus $396.00 per 100m2 or part thereof over 100m2 **Impact assessable:** $4,065.00 plus $396.00 per 100m2 or part thereof over 100m2	Planning Act 2016 | s51
COMMUNITY			
Community Activities defined activity ground of the WRCPS 2017, excluding Hospital	N	**Code Assessable:** 50% of the business activity's code assessment fee **Impact Assessable:** 50% of the business activity's impact assessment fee	Planning Act 2016 | s51
ENTERTAINMENT			
Entertainment Activities defined activity ground of the WRCPS 2017	N	**Code Assessable:** $2,985.00 plus $396.00 per 100m2 or part thereof over 100m2 **Impact Assessable:** $4,065.00 plus $396.00 per 100m2 or part thereof over 100m2	Planning Act 2016 | s51

Name	GST	Year 23/24 Fee (incl. GST)	Legislation
INDUSTRY			
Industry Activities defined activity ground of the WRCPS 2017, excluding Extractive industry	N	**Code Assessable:** $2,985.00 plus $211.00 per 100m2 or part thereof over 100m2 **Impact Assessable:** $3,871.00 plus $211.00 per 100m2 or part thereof over 100m2	Planning Act 2016 | s51
RECREATION			
Indoor Sport & Recreation/Environment Facility or Park/Outdoor Sport & Recreation, excluding a Golf Course	N	**Code Assessable:** $2,985.00 plus $396.00 per 100m2 or part thereof over 100m2 **Impact Assessable:** $4,064.00 plus $396.00 per 100m2 or part thereof over 100m2	Planning Act 2016 | s51
Major Sport, Recreation & Entertainment Facility	N	Price on Application	Planning Act 2016 | s51
Motor Sport Facility	N	Price on Application	Planning Act 2016 | s51
RURAL			
Industry Activities defined activity ground of the WRCPS 2017, excluding Aquaculture, Animal Keeping & Intensive Animal Industry	N	**Code Assessable:** $3,054.00 **Impact Assessable:** $4,063.00	Planning Act 2016 | s51
OTHER			
Air Services	N	$7,887.00 per 10 ha total use area or part thereof New buildings $1,445.00 plus $2.30 per m2 over 1,000m2	Planning Act 2016 | s51

continued on next page ...

Name	GST	Year 23/24 Fee (incl. GST)	Legislation
OTHER [continued]			
Animal Keeping	N	**Code Assessable:** $3,053.00 **Impact Assessable:** $4,064.00	Planning Act 2016 | s51
Aquaculture	N	$7,792.00	Planning Act 2016 | s51
Brothel	N	**Code Assessable:** $6,102.00 **Impact Assessable:** $8,064.00	Planning Act 2016 | s51
Extractive Industry	N	**< 1 ha total use area:** $13,704.00 **> 1 ha total use area:** $29,536.00	Planning Act 2016 | s51
Hospital/Detention Facility per person	N	$110.00	Planning Act 2016 | s51
Intensive Animal Industry	N	**Code Assessable:** $6,094.00 **Impact Assessable:** $8,063.00	Planning Act 2016 | s51
Landing	N	$6,644.00	Planning Act 2016 | s51
Major Electrical Infrastucture	N	$2,072.00 up to 1 ha plus $2.30 per m2 greater than 1 ha	Planning Act 2016 | s51
Outdoor Sport & Recreation (Golf Course) per hole	N	$1,236.00	Planning Act 2016 | s51
Parking Station	N	$5,153.00	Planning Act 2016 | s51
Port Services	N	**Code Assessable:** $6,021.00 plus 0.2% of total value of project over $1M **Impact Assessable:** $8,064.00 plus 0.25% of total value of project over $1M	Planning Act 2016 | s51
Renewable Energy Facility	N	$28,143.00	Planning Act 2016 | s51

continued on next page ...

Name	GST	Year 23/24 Fee (incl. GST)	Legislation
OTHER [continued]			
Sand Extraction Permit	N	$4,348.00	Planning Act 2016 | s51
Substation	N	$6,644.00	Planning Act 2016 | s51
Telecommunications Facility	N	$6,644.00	Planning Act 2016 | s51
Transport Depot	N	$4,779.00	Planning Act 2016 | s51
Uses not defined by the WRCPS 2017	N	Price on Application	Planning Act 2016 | s51
Utility Installation	N	$1,005.00	Planning Act 2016 | s51
ADVERTISING DEVICES			
All advertising device types, excluding freestanding signs in the form of a billboard	N	$684.00	Planning Act 2016 | s51
Freestanding signs in the form of a billboard	N	$1,401.00	Planning Act 2016 | s51
COMPLIANCE ASSESSMENT			
Note: Compliance assessment only applies to application decided under the *Sustainable Planning Act 2009* where compliance assessment is required as a conditon of the approval			
Confirmation of compliance of a use (accepted development)	N	$486.00	Planning Act 2016 | s286 & s319
Request for Compliance Assessment as a condition of an approval permit	N	$661.00	Planning Act 2016 | s286 & s319
OPERATIONAL WORKS			
LOT CREATION (RECONFIGURATION OF A LOT)			
Plan checking, inspection of work, approval & acceptance and administration of bonds/bank guarantees: for each lot as shown on the proposed plan including community title lots			
0 to 2 lots (per lot)	N	$2,098.00	Planning Act 2016 | s51
3 to 5 lots (per lot)	N	$2,063.00	Planning Act 2016 | s51
6 to 10 lots (per lot)	N	$2,020.00	Planning Act 2016 | s51
11 to 50 lots (per lot)	N	$1,976.00	Planning Act 2016 | s51
More than 50 lots (per lot)	N	$1,931.00	Planning Act 2016 | s51
MATERIAL CHANGE OF USE AND MINOR OPERATIONAL WORKS			
Driveway / Stormwater Drainage / Water Service / Parking & driveway / sewer connection only	N	$2,098.00	Planning Act 2016 | s51
Driveway / Stormwater Drainage / Water Service / Parking & driveway / Sewerage including manhole construction	N	$2,649.00	Planning Act 2016 | s51

Name	GST	Year 23/24 Fee (incl. GST)	Legislation
MAJOR INFRASTRUCTURE ITEM			
Single Structure ie Bridge / box culvert / water and wastewater infrastructure (sewer pump station, trunk mains, vacuum sewer, water booster, reservoir, traffic signals)	N	$4,205.00	Planning Act 2016 | s51
Prescribed Tidal Work (revetment wall, marina arm, bridge, wharf, riverwalk/boardwalk promenade)	N	$4,205.00	Planning Act 2016 | s51
Prescribed Tidal Work for Private Use (Pontoon, deck or boat ramp associated with residential use)	N	$1,285.00	Planning Act 2016 | s51
INTERFERING WITH THE FLOW OF WATER			
Category 1 - Levee Banks	N	$10,087.00	Planning Act 2016 | s51
Category 2 - Levee Banks	N	$5,319.00	Planning Act 2016 | s51
Category 3 - Levee Banks	N	$1,026.00	Planning Act 2016 | s51
MINOR INFRASTRUCTURE ITEM			
Minor infrastructure not associated with ROL or MCU (domestic water service 50mm and above, single sewer connection, extension of small dia stormwater up to 375 diameter)	N	$1,093.00	Planning Act 2016 | s51
Minor Operational Works - Driveway Access	N	$331.00	Planning Act 2016 | s51
Operational Works for Landscaping	N	$320.00	Planning Act 2016 | s51
Operational Works for Earthworks (Not associated with MCU/ROL) per 100 cubic metres or part thereof (maximum fee of $5,000.00)	N	$1,070.00	Planning Act 2016 | s51
BUILD OVER OR NEAR SEWER AND STORMWATER			
Plan checking, inspection of work	N	$1,093.00	Planning Act 2016 | s51
MISCELLANEOUS			
Approval of Management Plans conditioned in a development approval prior to commencement of a use or sealing the plan of survey	N	$1,920.00	Local Government Act 2009 | Part 2 S97 (1)
Geotechnical Investigation Review and other peer reviews	N	$3,045.00	Local Government Act 2009 | Part 2 S97 (1)
RECHECKING FEE			
Re-Checking Fee when drawings re-submitted due to non-compliance (per plan or page) and/or design change	N	$131.00	Local Government Act 2009 | Part 2 S97 (1)
Note: must be considered generally in accordance			
Re-Inspection Fee of work failing an initial inspection or other non-scheduled inspection	N	$450.00	Local Government Act 2009 | Part 2 S97 (1)
Planning Inspection fee	N	$242.00	Local Government Act 2009 | Part 2 S97 (1)
per inspection			

Name	GST	Year 23/24 Fee (incl. GST)	Legislation

SUBDIVISION PLANS

Sealing of Survey Plan/Community titles (Standard Format Plan) and Building Format Plan

Base fee	N	$1,212.00 plus $175.00 per lot	Planning Act 2016 | s284 & s286
Re-endorsement of Survey Plan	N	$436.00	Planning Act 2016 | s284 & s286
PLUS endorsement of legal documents associated with a Standard Format Plan/Building Format Plan (including leases/ easements and transfer documents) (per document)	N	$431.00	Planning Act 2016 | s284 & s286
Re-assessment as a result of an action notice (i.e not all supporting material provided)	N	50% of the current plan signing fee	Planning Act 2016 | s284 & s286
Maintenance Valuation (per lot)	N	$40.50	Planning Act 2016 | s284 & s286
Application to release survey plan by agreement before works are done plus legal costs involved in preparing the agreement	N	$2,398.00 plus $410.00 per lot over 2 lots	Planning Act 2016 | s284 & s286
Boundary Realignment or Access Easement	N	$606.00	Planning Act 2016 | s284 & s286

PLANNING - OTHER APPLICATIONS OR SERVICES

Changing Application before a decision is made: additional fee is applicable at the time of request of the change

(a) If confirmation notice issued	N	20% (of the current application fee)	Planning Act 2016 | s52
(b) If information request is issued	N	60% (of the current application fee)	Planning Act 2016 | s52
(c) If notification stage commenced	N	80% (of the current application fee)	Planning Act 2016 | s52
(d) If Report / Assessment completed	N	90% (of the current application fee)	Planning Act 2016 | s52
Request for Minor Change	N	$874.00 per condition requiring change (does not include updating plan references)	Planning Act 2016 | s79
Request for Minor Change (other)	N	Price on Application	Planning Act 2016 | s79
Request to cancel a Development Approval	N	$320.00	Planning Act 2016 | s84
Request to extend currency period of existing approval - First Extension (2 years)	N	$684.00	Planning Act 2016 | s86
Request to extend currency period of existing approval - Second or more extension	N	$950.00	Planning Act 2016 | s86
Request to change approval given by the Court	N	$890.00 per condition requiring change (plus all Legal costs)	Planning Act 2016 | s79
Exemption Certificates	N	$530.00	Planning Act 2016 | s46
Requests for Generally in Accordance determination	N	$530.00	Local Government Act 2009 | Part 2 S97 (1)

continued on next page ...

Name	GST	Year 23/24 Fee (incl. GST)	Legislation
PLANNING - OTHER APPLICATIONS OR SERVICES [continued]			
Infrastructure Agreements	N	P.O.A. (based on an estimate of cost to Council to assess and/ or prepare the Infrastructure Agreement)	Local Government Act 2009 | Part 2 S97 (1)
Conversion Applications	N	$5,628.00	Local Government Act 2009 | Part 2 S97 (1)
Recalculation of Infrastructure Charges	N	$563.00	Local Government Act 2009 | Part 2 S97 (1)
QDC Siting Variations	N	$1,038.00	Planning Act 2016 | s54 & s57
Confirmation of Existing Use Rights	N	$483.00	
Peer Review of Professional Reports - e.g. Geotechnical, Visual, Vegetation, Stormwater, that require External Review etc	N	At Cost	Planning Act 2016 | s286 & s319
Peer Review of Stormwater Management Plans/Design if relevant modelling and supporting data not provided	N	At Cost	Planning Act 2016 | s286 & s319
SEARCH FEES			
Limited Planning and Development Certificate - per lot	N	$341.00	Planning Act 2016 | s265
Standard Planning and Development Certificate - per lot	N	$1,093.00	Planning Act 2016 | s265
Full Planning and Development Certificate - per lot	N	$3,455.00	Planning Act 2016 | s265
Headwork's Search - per lot	N	At Cost with $100.00 deposit	Local Government Act 2009 | Part 2 S97 (1)
Planning Inspection fee	N	$242.00	Local Government Act 2009 | Part 2 S97 (1)
SALE OF DOCUMENTS			
Development Manual	N	Quote	Local Government Act 2009 | Part 2 S97 (1)
Available on quote as determined by CEO/Director			
Planning scheme Policies (each)	N	Quote	Local Government Act 2009 | Part 2 S97 (1)
Available on quote as determined by CEO/Director			
Planning scheme Policies	N	Quote	Local Government Act 2009 | Part 2 S97 (1)
Available on quote as determined by CEO/Director			
Planning Scheme on CD	N	Quote	Local Government Act 2009 | Part 2 S97 (1)
Hard copy of Planning Scheme	N	Quote	Local Government Act 2009 | Part 2 S97 (1)
Available on quote as determined by CEO/Director			

Name	GST	Year 23/24 Fee (incl. GST)	Legislation
REFUND OF FEES			
Confirmation Stage	N	75% of the fees paid	Local Government Act 2009 | Part 2 S97 (1)
Information Stage	N	50% of the fees paid	Local Government Act 2009 | Part 2 S97 (1)
Decision Making Stage	N	25% of the fees paid	Local Government Act 2009 | Part 2 S97 (1)
Withdrawal	N	Fees less cost to be determined by CEO and/or delegate	Local Government Act 2009 | Part 2 S97 (1)
Where Council provides Building Certification and Planning assessment for a development	N	A total fee reduction of up to 20% can be negotiated at the discretion of the CEO and/or delegate	Local Government Act 2009 | Part 2 S97 (1)

Name	GST	Year 23/24 Fee (incl. GST)	Legislation

ENTERTAINMENT & COMMUNITY CENTRES

PROSERPINE ENTERTAINMENT CENTRE

All bookings made at the venue.
Bond (no GST) - Bond is refundable when the venue is returned in the same condition as it was hired

AUDITORIUM

PERFORMANCES

Auditorium Hire Performances Up to 8 Hrs for Commercial & Individuals	Y	$750 excl. GST or 10% of Gross Box Office, whichever is greater Min. Fee incl. GST: $825.00	Local Government Act 2009 | Part 6 S262 (3) (c)
Deposit of $750 excl. GST required upfront and factored into settlement. **Event requirements are to be discussed with the Manager of the PEC to determine resourcing on a per event basis.** **Inclusions:** Seating bank, Air Con, Electricity, Standard Lighting Rig, Standard Audio, Foyer Hire, Standard Cleaning * Glitter / Confetti / Body Paint will attract additonal cleaning fees * Staff charges are not included in venue hire rates			
Auditorium Hire Performances Additional Hours for Commercial & Individuals	Y	$110.00	Local Government Act 2009 | Part 6 S262 (3) (c)
Auditorium Hire Performances Up to 8 Hrs for Community & Not for Profit	Y	$450 excl. GST or 5% of Gross Box Office, whichever is greater Min. Fee incl. GST: $495.00	Local Government Act 2009 | Part 6 S262 (3) (c)
Deposit of $450 excl. GST required upfront and factored into settlement. **Event requirements are to be discussed with the Manager of the PEC to determine resourcing on a per event basis.** **Inclusions:** Seating bank, Air Con, Electricity, Standard Lighting Rig, Standard Audio, Foyer Hire, Standard Cleaning * Glitter / Confetti / Body Paint will attract additonal cleaning fees * Staff charges are not included in venue hire rates			
Auditorium Hire Performances Additional Hours for Community & Not for Profit	Y	$66.00	Local Government Act 2009 | Part 6 S262 (3) (c)

continued on next page ...

Name	GST	Year 23/24 Fee (incl. GST)	Legislation
PERFORMANCES [continued]			
Auditorium Hire Performances Up to 8 Hrs for Dance/Performance Schools & Studios	Y	$650 excl. GST or 5% of Gross Box Office, whichever is greater Min. Fee incl. GST: $715.00	Local Government Act 2009 | Part 6 S262 (3) (c)
Deposit of $650 excl. GST required upfront and factored into settlement. **Event requirements are to be discussed with the Manager of the PEC to determine resourcing on a per event basis.** **Inclusions:** Seating bank, Air Con, Electricity, Standard Lighting Rig, Standard Audio, Foyer Hire, Standard Cleaning * Glitter / Confetti / Body Paint will attract additonal cleaning fees * Staff charges are not included in venue hire rates			
Auditorium Hire Performances Additional Hours for Dance/Performance Schools & Studios	Y	$88.00	Local Government Act 2009 | Part 6 S262 (3) (c)
TECHNICAL REHEARSAL			
Auditorium Hire Technical Rehearsal Up to 8 Hrs for Commercial & Individuals	Y	$825.00	Local Government Act 2009 | Part 6 S262 (3) (c)
Deposit of $750 excl. GST required upfront and factored into settlement. **Event requirements are to be discussed with the Manager of the PEC to determine resourcing on a per event basis.** **Inclusions:** Seating bank, Air Con, Electricity, Standard Lighting Rig, Standard Audio, Foyer Hire, Standard Cleaning * Glitter / Confetti / Body Paint will attract additonal cleaning fees * Staff charges are not included in venue hire rates			
Auditorium Hire Technical Rehearsal Additional Hours for Commercial & Individuals	Y	$110.00	Local Government Act 2009 | Part 6 S262 (3) (c)
Auditorium Hire Technical Rehearsal Up to 8 Hrs for Community Not For Profit	Y	$495.00	Local Government Act 2009 | Part 6 S262 (3) (c)
Deposit of $450 excl. GST required upfront and factored into settlement. **Event requirements are to be discussed with the Manager of the PEC to determine resourcing on a per event basis.** **Inclusions:** Seating bank, Air Con, Electricity, Standard Lighting Rig, Standard Audio, Foyer Hire, Standard Cleaning * Glitter / Confetti / Body Paint will attract additonal cleaning fees * Staff charges are not included in venue hire rates			
Auditorium Hire Technical Rehearsal Additional Hours for Community Not For Profit	Y	$66.00	Local Government Act 2009 | Part 6 S262 (3) (c)

continued on next page ...

Name	GST	Year 23/24 Fee (incl. GST)	Legislation
TECHNICAL REHEARSAL [continued]			
Auditorium Hire Technical Rehearsal Up to 8 Hrs for Dance/Performance Schools & Studios	Y	$715.00	Local Government Act 2009 | Part 6 S262 (3) (c)
Deposit of $650 excl. GST required upfront and factored into settlement. **Event requirements are to be discussed with the Manager of the PEC to determine resourcing on a per event basis.** **Inclusions:** Seating bank, Air Con, Electricity, Standard Lighting Rig, Standard Audio, Foyer Hire, Standard Cleaning * Glitter / Confetti / Body Paint will attract additonal cleaning fees * Staff charges are not included in venue hire rates			
Auditorium Hire Technical Rehearsal Additional Hours for Dance/Performance Schools & Studios	Y	$88.00	Local Government Act 2009 | Part 6 S262 (3) (c)
EVENT/FUNCTION/CONFERENCE			
Auditorium Hire Event/Function/Conferences Up to 8 Hrs for Commercial & Individuals	Y	$1,100.00	Local Government Act 2009 | Part 6 S262 (3) (c)
Deposit of $1000 excl. GST required upfront and factored into settlement. **Event requirements are to be discussed with the Manager of the PEC to determine resourcing on a per event basis.** **Inclusions:** Flat Floor, Air Con, Electricity, Standard Lighting Rig, Standard Audio, Foyer Hire, Standard Cleaning * Food & Beverage in venue may attract additonal cleaning fees * Staff charges are not included in venue hire rates			
Auditorium Hire Event/Function/Conferences Up to 4 Hrs for Community & Not for Profit	Y	$770.00	Local Government Act 2009 | Part 6 S262 (3) (c)
Deposit of $1000 excl. GST required upfront and factored into settlement. **Inclusions:** Flat Floor, Air Con, Electricity, Standard Lighting Rig, Standard Audio, Foyer Hire, Standard Cleaning * Food & Beverage in venue may attract additonal cleaning fees * Staff charges are not included in venue hire rates			
Auditorium Hire Event/Function/Conferences Additional Hours for Commercial & Individuals	Y	$110.00	Local Government Act 2009 | Part 6 S262 (3) (c)
Auditorium Hire Event/Function/Conferences Up to 8 Hrs for Community & Not for Profit	Y	$715.00	Local Government Act 2009 | Part 6 S262 (3) (c)
Deposit of $650 excl. GST required upfront and factored into settlement. **Event requirements are to be discussed with the Manager of the PEC to determine resourcing on a per event basis.** **Inclusions:** Flat Floor, Air Con, Electricity, Standard Lighting Rig, Standard Audio, Foyer Hire, Standard Cleaning * Food & Beverage in venue may attract additonal cleaning fees * Staff charges are not included in venue hire rates			

continued on next page ...

Name	GST	Year 23/24 Fee (incl. GST)	Legislation
EVENT/FUNCTION/CONFERENCE [continued]			
Auditorium Hire Event/Function/Conferences Up to 4 Hrs for Community & Not for Profit	Y	$550.00	Local Government Act 2009 | Part 6 S262 (3) (c)
Deposit of $650 excl. GST required upfront and factored into settlement. **Inclusions:** Flat Floor, Air Con, Electricity, Standard Lighting Rig, Standard Audio, Foyer Hire, Standard Cleaning * Food & Beverage in venue may attract additonal cleaning fees * Staff charges are not included in venue hire rates			
Auditorium Hire Event/Function/Conferences Additional Hours for Community & Not for Profit	Y	$66.00	Local Government Act 2009 | Part 6 S262 (3) (c)
Auditorium Hire Event/Function/Conferences Up to 8 Hrs for Dance/Performance Schools & Studios	Y	$825.00	Local Government Act 2009 | Part 6 S262 (3) (c)
Deposit of $750 excl. GST required upfront and factored into settlement. **Event requirements are to be discussed with the Manager of the PEC to determine resourcing on a per event basis.** **Inclusions:** Flat Floor, Air Con, Electricity, Standard Lighting Rig, Standard Audio, Foyer Hire, Standard Cleaning * Food & Beverage in venue may attract additonal cleaning fees * Staff charges are not included in venue hire rates			
Auditorium Hire Event/Function/Conferences Up to 4 Hrs for Dance/Performance Schools & Studios	Y	$605.00	Local Government Act 2009 | Part 6 S262 (3) (c)
Deposit of $750 excl. GST required upfront and factored into settlement. **Inclusions:** Flat Floor, Air Con, Electricity, Standard Lighting Rig, Standard Audio, Foyer Hire, Standard Cleaning * Food & Beverage in venue may attract additonal cleaning fees * Staff charges are not included in venue hire rates			
Auditorium Hire Event/Function/Conferences Additional Hours for Dance/Performance Schools & Studios	Y	$88.00	Local Government Act 2009 | Part 6 S262 (3) (c)
MEEETING			
Auditorium Hire Meeting Up to 8 Hrs for Commercial & Individuals	Y	$550.00	Local Government Act 2009 | Part 6 S262 (3) (c)
Deposit of $500 excl. GST required upfront and factored into settlement. **Event requirements are to be discussed with the Manager of the PEC to determine resourcing on a per event basis.** **Inclusions:** Seating bank, Air Con, Electricity, Standard Lighting Rig, Standard Audit, Foyer Hire, Standard Cleaning * Staff charges are not included in venue hire rates			

continued on next page ...

Name	GST	Year 23/24 Fee (incl. GST)	Legislation
MEEETING [continued]			
Auditorium Hire Meeting Up to 4 Hrs for Commercial & Individuals	Y	$412.50	Local Government Act 2009 | Part 6 S262 (3) (c)
Deposit of $500 excl. GST required upfront and factored into settlement. **Event requirements are to be discussed with the Manager of the PEC to determine resourcing on a per event basis.** **Inclusions:** Seating bank, Air Con, Electricity, Standard Lighting Rig, Standard Audit, Foyer Hire, Standard Cleaning * Staff charges are not included in venue hire rates			
Auditorium Hire Meeting Additional Hours for Commercial & Individuals	Y	$110.00	Local Government Act 2009 | Part 6 S262 (3) (c)
Auditorium Hire Meeting Up to 8 Hrs for Community & Not for Profit	Y	$330.00	Local Government Act 2009 | Part 6 S262 (3) (c)
Deposit of $300 excl. GST required upfront and factored into settlement. **Event requirements are to be discussed with the Manager of the PEC to determine resourcing on a per event basis.** **Inclusions:** Seating bank, Air Con, Electricity, Standard Lighting Rig, Standard Audit, Foyer Hire, Standard Cleaning * Staff charges are not included in venue hire rates			
Auditorium Hire Meeting Up to 4 Hrs for Community & Not for Profit	Y	$242.00	Local Government Act 2009 | Part 6 S262 (3) (c)
Deposit of $300 excl. GST required upfront and factored into settlement. **Event requirements are to be discussed with the Manager of the PEC to determine resourcing on a per event basis.** **Inclusions:** Seating bank, Air Con, Electricity, Standard Lighting Rig, Standard Audit, Foyer Hire, Standard Cleaning * Staff charges are not included in venue hire rates			
Auditorium Hire Meeting Additional Hours for Community & Not for Profit	Y	$66.00	Local Government Act 2009 | Part 6 S262 (3) (c)
Auditorium Hire Meeting Up to 8 Hrs for Dance/Performance Schools & Studios	Y	$385.00	Local Government Act 2009 | Part 6 S262 (3) (c)
Deposit of $350 excl. GST required upfront and factored into settlement. **Event requirements are to be discussed with the Manager of the PEC to determine resourcing on a per event basis.** **Inclusions:** Seating bank, Air Con, Electricity, Standard Lighting Rig, Standard Audit, Foyer Hire, Standard Cleaning * Staff charges are not included in venue hire rates			
Auditorium Hire Meeting Up to 4 Hrs for Dance/Performance Schools & Studios	Y	$275.00	Local Government Act 2009 | Part 6 S262 (3) (c)
Deposit of $350 excl. GST required upfront and factored into settlement. **Event requirements are to be discussed with the Manager of the PEC to determine resourcing on a per event basis.** **Inclusions:** Seating bank, Air Con, Electricity, Standard Lighting Rig, Standard Audit, Foyer Hire, Standard Cleaning * Staff charges are not included in venue hire rates			
Auditorium Hire Meeting Additional Hours for Dance/Performance Schools & Studios	Y	$88.00	Local Government Act 2009 | Part 6 S262 (3) (c)

Name	GST	Year 23/24 Fee (incl. GST)	Legislation
FOYER			
Foyer Hire Up to 8 Hrs for Commercial & Individuals	Y	$220.00	Local Government Act 2009 | Part 6 S262 (3) (c)
Deposit of $200 excl. GST required upfront and factored into settlement. **Event requirements are to be discussed with the Manager of the PEC to determine resourcing on a per event basis.** **Inclusions:** Air Con, Electricity, Standard Foyer Furniture, Standard Cleaning **food and beverage in venue may attract additional cleaning fees* ** Staff charges are not included in venue hire rates*			
Foyer Hire Up to 4 Hrs for Commercial & Individuals	Y	$165.00	Local Government Act 2009 | Part 6 S262 (3) (c)
Deposit of $200 excl. GST required upfront and factored into settlement. **Event requirements are to be discussed with the Manager of the PEC to determine resourcing on a per event basis.** **Inclusions:** Air Con, Electricity, Standard Foyer Furniture, Standard Cleaning **food and beverage in venue may attract additional cleaning fees* ** Staff charges are not included in venue hire rates*			
Foyer Hire Additional Hours for Commercial & Individuals	Y	$110.00	Local Government Act 2009 | Part 6 S262 (3) (c)
Foyer Hire Up to 8 Hrs for Community & Not for Profit	Y	$121.00	Local Government Act 2009 | Part 6 S262 (3) (c)
Deposit of $110 excl. GST required upfront and factored into settlement. **Event requirements are to be discussed with the Manager of the PEC to determine resourcing on a per event basis.** **Inclusions:** Air Con, Electricity, Standard Foyer Furniture, Standard Cleaning **food and beverage in venue may attract additional cleaning fees* ** Staff charges are not included in venue hire rates*			
Foyer Hire Up to 4 Hrs for Community & Not for Profit	Y	$93.50	Local Government Act 2009 | Part 6 S262 (3) (c)
Deposit of $110 excl. GST required upfront and factored into settlement. **Event requirements are to be discussed with the Manager of the PEC to determine resourcing on a per event basis.** **Inclusions:** Air Con, Electricity, Standard Foyer Furniture, Standard Cleaning **food and beverage in venue may attract additional cleaning fees* ** Staff charges are not included in venue hire rates*			
Foyer Hire Additional Hours for Community & Not for Profit	Y	$66.00	Local Government Act 2009 | Part 6 S262 (3) (c)

continued on next page ...

Name	GST	Year 23/24 Fee (incl. GST)	Legislation
FOYER [continued]			
Foyer Hire Up to 8 Hrs for Dance/Performance Schools & Studios	Y	$198.00	Local Government Act 2009 | Part 6 S262 (3) (c)
Deposit of $180 excl. GST required upfront and factored into settlement. **Event requirements are to be discussed with the Manager of the PEC to determine resourcing on a per event basis.** **Inclusions:** Air Con, Electricity, Standard Foyer Furniture, Standard Cleaning **food and beverage in venue may attract additional cleaning fees* ** Staff charges are not included in venue hire rates*			
Foyer Hire Up to 4 Hrs for Dance/Performance Schools & Studios	Y	$110.00	Local Government Act 2009 | Part 6 S262 (3) (c)
Deposit of $180 excl. GST required upfront and factored into settlement. **Event requirements are to be discussed with the Manager of the PEC to determine resourcing on a per event basis.** **Inclusions:** Air Con, Electricity, Standard Foyer Furniture, Standard Cleaning **food and beverage in venue may attract additional cleaning fees* ** Staff charges are not included in venue hire rates*			
Foyer Hire Additional Hours for Dance/Performance Schools & Studios	Y	$88.00	Local Government Act 2009 | Part 6 S262 (3) (c)
STAGE			
Stage Hire Rehearsal Only Up to 8 Hrs Commercial & Individuals	Y	$330.00	Local Government Act 2009 | Part 6 S262 (3) (c)
Deposit of $300 excl. GST required upfront and factored into settlement. **Event requirements are to be discussed with the Manager of the PEC to determine resourcing on a per event basis.** **Inclusions:** Seating bank, Air Con, Electricity, Standard Lighting Rig, Standard Audit, Foyer Hire, Standard Cleaning **no audience permitted* ** Staff charges are not included in venue hire rates*			
Stage Hire Rehearsal Only Up to 4 Hrs Commercial & Individuals	Y	$165.00	Local Government Act 2009 | Part 6 S262 (3) (c)
Deposit of $300 excl. GST required upfront and factored into settlement. **Event requirements are to be discussed with the Manager of the PEC to determine resourcing on a per event basis.** **Inclusions:** Seating bank, Air Con, Electricity, Standard Lighting Rig, Standard Audit, Foyer Hire, Standard Cleaning **no audience permitted* ** Staff charges are not included in venue hire rates*			
Stage Hire Rehearsal Only Additional Hours for Commercial & Individuals	Y	$110.00	Local Government Act 2009 | Part 6 S262 (3) (c)

continued on next page ...

Name	GST	Year 23/24 Fee (incl. GST)	Legislation
STAGE [continued]			
Stage Hire Rehearsal Only Up to 8 Hrs for Community & Not for Profit	Y	$220.00	Local Government Act 2009 | Part 6 S262 (3) (c)
Deposit of $200 excl. GST required upfront and factored into settlement. **Event requirements are to be discussed with the Manager of the PEC to determine resourcing on a per event basis.** **Inclusions:** Seating bank, Air Con, Electricity, Standard Lighting Rig, Standard Audit, Foyer Hire, Standard Cleaning **no audience permitted* ** Staff charges are not included in venue hire rates*			
Stage Hire Rehearsal Only Up to 4 Hrs for Community & Not for Profit	Y	$132.00	Local Government Act 2009 | Part 6 S262 (3) (c)
Deposit of $200 excl. GST required upfront and factored into settlement. **Event requirements are to be discussed with the Manager of the PEC to determine resourcing on a per event basis.** **Inclusions:** Seating bank, Air Con, Electricity, Standard Lighting Rig, Standard Audit, Foyer Hire, Standard Cleaning **no audience permitted* ** Staff charges are not included in venue hire rates*			
Stage Hire Rehearsal Only Additional Hours for Community & Not for Profit	Y	$66.00	Local Government Act 2009 | Part 6 S262 (3) (c)
Stage Hire Rehearsal Only Up to 8 Hrs for Dance/Performance Schools & Studios	Y	$275.00	Local Government Act 2009 | Part 6 S262 (3) (c)
Deposit of $250 excl. GST required upfront and factored into settlement. **Event requirements are to be discussed with the Manager of the PEC to determine resourcing on a per event basis.** **Inclusions:** Seating bank, Air Con, Electricity, Standard Lighting Rig, Standard Audit, Foyer Hire, Standard Cleaning **no audience permitted* ** Staff charges are not included in venue hire rates*			
Stage Hire Rehearsal Only Up to 4 Hrs for Dance/Performance Schools & Studios	Y	$165.00	Local Government Act 2009 | Part 6 S262 (3) (c)
Deposit of $250 excl. GST required upfront and factored into settlement. **Event requirements are to be discussed with the Manager of the PEC to determine resourcing on a per event basis.** **Inclusions:** Seating bank, Air Con, Electricity, Standard Lighting Rig, Standard Audit, Foyer Hire, Standard Cleaning **no audience permitted* ** Staff charges are not included in venue hire rates*			
Stage Hire Rehearsal Only Additional Hours for Dance/Performance Schools & Studios	Y	$88.00	Local Government Act 2009 | Part 6 S262 (3) (c)

COLLINSVILLE COMMUNITY CENTRE

Approximate seating capacity - 340

Name	GST	Year 23/24 Fee (incl. GST)	Legislation
AUDITORIUM			
AUDITORIUM - BOND			
Auditorium - Bond - Business & Government (over 100 persons)	N	$200.00	Local Government Act 2009 | Part 6 S262 (3) (c)
Refundable when venue is left in same condition. Events over 100 guests or events with service of alcohol to cover cleaning costs. Note: Cleaning costs may vary. Price listed is generated from estimated maximum time to clean general and minimal uncleanliness.			
Auditorium - Bond - Not for Profit (over 100 persons)	N	$200.00	Local Government Act 2009 | Part 6 S262 (3) (c)
Refundable when venue is left in same condition. Events over 100 guests or events with service of alcohol to cover cleaning costs. Note: Cleaning costs may vary. Price listed is generated from estimated maximum time to clean general and minimal uncleanliness.			
Auditorium - Bond - Private Use (over 100 persons)	N	$250.00	Local Government Act 2009 | Part 6 S262 (3) (c)
Refundable when venue is left in same condition For events over 100 guests or events with service of alcohol to cover cleaning costs. Note: Cleaning costs may vary. Price listed is generated from estimated maximum time to clean general and minimal uncleanliness.			
Auditorium - Bond - Non for Profit (up to 100 persons)	N	$150.00	Local Government Act 2009 | Part 6 S262 (3) (c)
Refundable when venue is left in the same condition as it was hired			
Auditorium - Bond - Business & Government (up to 100 persons)	N	$150.00	Local Government Act 2009 | Part 6 S262 (3) (c)
Refundable when venue is left in the same condition as it was hired. refundable when venue is left in the same condition as it was hired			
Auditorium - Bond - Private Use (up to 100 persons)	N	$255.00	Local Government Act 2009 | Part 6 S262 (3) (c)
Refundable when venue is left in the same condition as it was hired			
KITCHEN			
KITCHEN - BOND			
Kitchen - Bond - Not for Profit (Over 100 persons)	N	$100.00	Local Government Act 2009 | Part 6 S262 (3) (c)
Kitchen - Bond - Private Use (Over 100 persons)	N	$150.00	Local Government Act 2009 | Part 6 S262 (3) (c)
Events over 100 guests or events with service of alcohol to cover cleaning costs. Note: Cleaning costs may vary. Price listed is generated from estimated maximum time to clean general and minimal uncleanliness.			
Kitchen - Bond - Business & Government (Over 100 persons)	N	$100.00	Local Government Act 2009 | Part 6 S262 (3) (c)
Refundable when venue is left in same condition. Events over 100 guests or events with service of alcohol to cover cleaning costs. Note: Cleaning costs may vary. Price listed is generated from estimated maximum time to clean general and minimal uncleanliness.			
Kitchen - Bond - Not for Profit (up to 100 persons)	N	$100.00	Local Government Act 2009 | Part 6 S262 (3) (c)
refundable when venue is left in the same condition as it was hired			

continued on next page ...

Name	GST	Year 23/24 Fee (incl. GST)	Legislation
KITCHEN - BOND [continued]			
Kitchen - Bond - Business & Government (up to 100 persons)	N	$100.00	Local Government Act 2009 | Part 6 S262 (3) (c)
refundable when venue is left in the same condition as it was hired			
Kitchen - Bond - Private Use (up to 100 persons)	N	$150.00	Local Government Act 2009 | Part 6 S262 (3) (c)
refundable when venue is left in the same condition as it was hired			
CANTEEN AREA AND KITCHEN			
Canteen - Bond - Business & Government (Over 100 persons)	N	$100.00	Local Government Act 2009 | Part 6 S262 (3) (c)
Refundable when venue is left in same condition. Events over 100 guests or events with service of alcohol to cover cleaning costs. Note: Cleaning costs may vary. Price listed is generated from estimated maximum time to clean general and minimal uncleanliness.			
Canteen - Bond - Not for Profit (Over 100 persons)	N	$100.00	Local Government Act 2009 | Part 6 S262 (3) (c)
Refundable when venue is left in same condition. Events over 100 guests or events with service of alcohol to cover cleaning costs. Note: Cleaning costs may vary. Price listed is generated from estimated maximum time to clean general and minimal uncleanliness.			
Canteen - Bond - Private Use (Over 100 persons)	N	$150.00	Local Government Act 2009 | Part 6 S262 (3) (c)
Refundable when venue is left in same condition. Events over 100 guests or events with service of alcohol to cover cleaning costs. Note: Cleaning costs may vary. Price listed is generated from estimated maximum time to clean general and minimal uncleanliness.			
Canteen - Bond - Not for Profit (up to 100 persons)	N	$50.00	Local Government Act 2009 | Part 6 S262 (3) (c)
Refundable when venue is left in the same condition as it was hired			
Canteen - Bond - Business & Government (up to 100 persons)	N	$50.00	Local Government Act 2009 | Part 6 S262 (3) (c)
Refundable when venue is left in the same condition as it was hired			
Canteen - Bond - Private Use (up to 100 persons)	N	$100.00	Local Government Act 2009 | Part 6 S262 (3) (c)
Refundable when venue is left in the same condition as it was hired			
Toilets only (per day)			
Toilets only per day - Bond - Business & Government (Over 100 persons)	N	$150.00	Local Government Act 2009 | Part 6 S262 (3) (c)
Refundable when venue is left in same condition. Events over 100 guests or events with service of alcohol to cover cleaning costs. Note: Cleaning costs may vary. Price listed is generated from estimated maximum time to clean general and minimal uncleanliness.			

continued on next page ...

Name	GST	Year 23/24 Fee (incl. GST)	Legislation
Toilets only (per day) [continued]			
Toilets only per day - Bond - Not for Profit (Over 100 persons)	N	$150.00	Local Government Act 2009 | Part 6 S262 (3) (c)
Refundable when venue is left in same condition. Events over 100 guests or events with service of alcohol to cover cleaning costs. Note: Cleaning costs may vary. Price listed is generated from estimated maximum time to clean general and minimal uncleanliness.			
Toilets only per day - Bond - Private Use (Over 100 persons)	N	$150.00	Local Government Act 2009 | Part 6 S262 (3) (c)
Toilets only per day - Bond - Not for Profit (up to 100 persons)	N	$100.00	Local Government Act 2009 | Part 6 S262 (3) (c)
Refundable when venue is left in the same condition as it was hired			
Toilets only per day - Bond - Business & Government (up to 100 persons)	N	$100.00	Local Government Act 2009 | Part 6 S262 (3) (c)
Refundable when venue is left in the same condition as it was hired			
Toilets only per day - Bond - Private Use (up to 100 persons)	N	$100.00	Local Government Act 2009 | Part 6 S262 (3) (c)
Refundable when venue is left in the same condition as it was hired			
COLLINSVILLE FOOTBALL CLUB			
Bond - Private Use (Over 100 persons)	N	$250.00	Local Government Act 2009 | Part 6 S262 (3) (c)
Refundable when venue is left in same condition. Events over 100 guests or events with service of alcohol to cover cleaning costs. Note: Cleaning costs may vary. Price listed is generated from estimated maximum time to clean general and minimal uncleanliness.			
Bond - Businesses & Government (Over 100 persons)	N	$200.00	Local Government Act 2009 | Part 6 S262 (3) (c)
Refundable when venue is left in same condition. Events over 100 guests or events with service of alcohol to cover cleaning costs. Note: Cleaning costs may vary. Price listed is generated from estimated maximum time to clean general and minimal uncleanliness.			
Bond - Not for Profit (Over 100 persons)	N	$200.00	Local Government Act 2009 | Part 6 S262 (3) (c)
Refundable when venue is left in same condition. Events over 100 guests or events with service of alcohol to cover cleaning costs. Note: Cleaning costs may vary. Price listed is generated from estimated maximum time to clean general and minimal uncleanliness.			
Bond - Not for Profit (up to 100 persons)	N	$160.00	Local Government Act 2009 | Part 6 S262 (3) (c)
Refundable when venue is left in the same condition as it was hired.			
Bond - Businesses & Government (up to 100 persons)	N	$160.00	Local Government Act 2009 | Part 6 S262 (3) (c)
Refundable when venue is left in the same condition as it was hired.			
Bond - Private Users (up to 100 persons)	N	$250.00	Local Government Act 2009 | Part 6 S262 (3) (c)
Refundable when venue is left in the same condition as it was hired.			
Use of oval night lights (per hour)	Y	$20.00	Local Government Act 2009 | Part 6 S262 (3) (c)

Name	GST	Year 23/24 Fee (incl. GST)	Legislation
FLAGSTAFF HILL CONFERENCE & CULTURAL CENTRE			
CONFERENCE CENTRE			
CONFERENCE / MEETING			
Conference Centre Hire Day Rate Conference/Meeting for Commercial & Individuals	Y	$550.00	Local Government Act 2009 | Part 6 S262 (3) (c)
Bond of $500 excl. GST required upfront and factored into settlement. **Event requirements are to be discussed with the Manager of Flagstaff Hill to determine resourcing on a per event basis.** **Inclusions:** Electricity, Air con, Standard Audio, Tables, Chairs, Internet (Wi - Fi), Basic Cleaning * Staff charges are not included in venue hire rates. •			
Conference Centre Hire Per Hour (Minimum 3 hours) Conference/Meeting for Commercial & Individuals	Y	$88.00	Local Government Act 2009 | Part 6 S262 (3) (c)
Bond of $500 excl. GST required upfront and factored into settlement. **Event requirements are to be discussed with the Manager of Flagstaff Hill to determine resourcing on a per event basis.** **Inclusions:** Electricity, Air con, Standard Audio, Tables, Chairs, Internet (Wi - Fi), Basic Cleaning * Staff charges are not included in venue hire rates. •			
Conference Centre Hire Staffing per hour per person Conference/Meeting for Commercial & Individuals	Y	$60.50	Local Government Act 2009 | Part 6 S262 (3) (c)
Conference Centre Hire Day Rate Conference/Meeting for Community & Not for Profit	Y	$385.00	Local Government Act 2009 | Part 6 S262 (3) (c)
Bond of $350 excl. GST required upfront and factored into settlement. **Event requirements are to be discussed with the Manager of Flagstaff Hill to determine resourcing on a per event basis.** **Inclusions:** Electricity, Air con, Standard Audio, Tables, Chairs, Internet (Wi - Fi), Basic Cleaning * Staff charges are not included in venue hire rates. •			
Conference Centre Hire Per Hour (Minimum 3 hours) Conference/Meeting for Community & Not for Profit	Y	$55.00	Local Government Act 2009 | Part 6 S262 (3) (c)
Bond of $350 excl. GST required upfront and factored into settlement. **Event requirements are to be discussed with the Manager of Flagstaff Hill to determine resourcing on a per event basis.** **Inclusions:** Electricity, Air con, Standard Audio, Tables, Chairs, Internet (Wi - Fi), Basic Cleaning * Staff charges are not included in venue hire rates. •			
Conference Centre Hire Staffing per hour per person Conference/Meeting for Community & Not for Profit	Y	$60.50	Local Government Act 2009 | Part 6 S262 (3) (c)

Name	GST	Year 23/24 Fee (incl. GST)	Legislation
FUNCTION / EVENT			
Conference Centre Hire Day Rate Function / Event for Commercial & Individuals	Y	$660.00	Local Government Act 2009 | Part 6 S262 (3) (c)
Bond of $600 excl. GST required upfront and factored into settlement. **Event requirements are to be discussed with the Manager of Flagstaff Hill to determine resourcing on a per event basis.** **Inclusions:** Electricity, Air con, Standard Audio, Tables, Chairs, Internet (Wi - Fi), Basic Cleaning * Staff charges are not included in venue hire rates. •			
Conference Centre Hire Staffing per hour per person Function / Event for Commercial & Individuals	Y	$60.50	Local Government Act 2009 | Part 6 S262 (3) (c)
Conference Centre Hire Day Rate Function / Event for Community & Not for Profit	Y	$495.00	Local Government Act 2009 | Part 6 S262 (3) (c)
Bond of $450 excl. GST required upfront and factored into settlement. **Event requirements are to be discussed with the Manager of Flagstaff Hill to determine resourcing on a per event basis.** **Inclusions:** Electricity, Air con, Standard Audio, Tables, Chairs, Internet (Wi - Fi), Basic Cleaning * Staff charges are not included in venue hire rates. •			
Conference Centre Hire Staffing per hour per person Function / Event for Community & Not for Profit	Y	$60.50	Local Government Act 2009 | Part 6 S262 (3) (c)
KITCHEN			
Kitchen Hire Day Rate for Commercial & Individuals	Y	$220.00	Local Government Act 2009 | Part 6 S262 (3) (c)
Bond of $200 excl. GST required upfront and factored into settlement. **Event requirements are to be discussed with the Manager of Flagstaff Hill to determine resourcing on a per event basis.** **Inclusions:** Electricity, Air con, Basic Cleaning * Staff charges are not included in venue hire rates. •			
Kitchen Hire Day Rate for Community & Not for Profit	Y	$165.00	Local Government Act 2009 | Part 6 S262 (3) (c)
Bond of $150 excl. GST required upfront and factored into settlement. **Event requirements are to be discussed with the Manager of Flagstaff Hill to determine resourcing on a per event basis.** **Inclusions:** Electricity, Air con, Basic Cleaning * Staff charges are not included in venue hire rates. • •			

Name	GST	Year 23/24 Fee (incl. GST)	Legislation

ENVIRONMENTAL HEALTH

HEALTH REQUISITIONS SEARCHES

Search of Council's Records and Reports for Current Licenses and Latest Reports	N	$143.00	Local Government Act 2009 | Part 2 S97 (2) (c)
Health Inspection of Premises and Compliance Report for Personal Appearance Services, Environmentally Relevant Activities and Food Premises (to be completed within 14 business days)	N	$288.00	Local Government Act 2009 | Part 2 S97 (2) (c)
Urgent Health Inspection of Premises and Compliance Report for Personal Appearance Services, Environmentally Relevant Activities and Food Premises (to be completed within 7 business days)	N	$423.00	Local Government Act 2009 | Part 2 S97 (2) (c)
Additional cost to Health Search if travelling to islands	N	$206.00	Local Government Act 2009 | Part 2 S97 (2) (c)
Reinspections of Health Requisition Search as Requested (per hour - minimum 1 hour)	N	$145.00	Local Government Act 2009 | Part 2 S97 (2) (c)

ENVIRONMENTAL PROTECTION ACT 1994 & SUSTAINABLE PLANNING ACT 2009 - ENVIRONMENTALLY RELEVANT ACTIVITIES

Application for environmental authority [Note: The holder of the environmental authority must within 20 days of the authority taking effect, pay the administering authority the annual fee prescribed for the activity under Section 119 of the Environmental Protection Regulation 2008]

Application for assessment of a development application for 1 or more concurrence ERA's	N	$685.00	Environmental Protection Regulation 2008 | Section 117 (2) (b)
Application to change environmental authority other than an application for a minor change or a change approved by the administering authority (EPAct s 132(1)(b))	N	$342.00	Environmental Protection Regulation 2008 | Section 117 (2) (b)
Amendment application for environmental authority (EPAct s 226(1)(c))	N	$342.00	Environmental Protection Regulation 2008 | Section 117 (2) (b)
Application to change amendment application for environmental authority (EPAct S 236(b))	N	$342.00	Environmental Protection Regulation 2008 | Section 117 (2) (b)
Amalgamation application (EPAct s 246(d))	N	$342.00	Environmental Protection Regulation 2008 | Section 117 (2) (b)
Prorata License - Annual license less than 50% of the licensable period (65% of the annual renewal fee)	N	To be calculated	Environmental Protection Regulation 2008 | Section 117 (2) (b)
Replacement of a license certificate	N	$32.50	Local Government Act 2009 | Part 2 S97 (2) (c)

ANNUAL FEES - ENVIRONMENTALLY RELEVANT ACTIVITIES

Transfer of Environmental Authority for prescribed ERA	N	$140.00	Environmental Protection Act 1994 | Section 514 (6)
Additional Inspections (per hour - minimum 1 hour)	N	$145.00	Local Government Act 2009 | Part 2 S97 (2) (c)
Transitional Environmental Program Assessment Fee (Includes Two Inspections)	N	$594.00	Environmental Protection Act 1994 | Section 514 (6)
Assessment of TEP Annual return	N	$200.00	Environmental Protection Act 1994 | Section 514 (6)

continued on next page ...

Name	GST	Year 23/24 Fee (incl. GST)	Legislation
ANNUAL FEES - ENVIRONMENTALLY RELEVANT ACTIVITIES [continued]			
Assessment of TEP Amendment	N	$200.00	Environmental Protection Act 1994 | Section 514 (6)
Late Payment Fee	N	$140.00	Environmental Protection Regulation 2008 | Section 117 (2) (b)
Request under the Sustainable Planning Act, to - (a) Extend a period mentioned in s341 of that Act for a development approval (Sustainable Planning Act, s383(3)(c)(ii))	N	$342.00	Environmental Protection Regulation 2008 | Section 117 (2) (b)
Request under the Sustainable Planning Act, to - (b) Change a development approval (Sustainable Planning Act, s370(2)(a)(ii))	N	$342.00	Environmental Protection Regulation 2008 | Section 117 (2) (b)
ERA 6 - ASPHALT MANUFACTURING			
Manufacturing in year: 1,000t or more	N	$4,198.00	Environmental Protection Act 1994 | Section 514 (6)
Discount 1 Small Business (20%)	N	$3,358.00	Environmental Protection Act 1994 | Section 514 (6)
Discount 2 Above Compliance (25%)	N	$3,147.00	Environmental Protection Act 1994 | Section 514 (6)
Discount 3 Combined 1 and 2 (30%)	N	$2,938.00	Environmental Protection Act 1994 | Section 514 (6)
Discount 4 Combined Discount plus EMS (40%)	N	$2,519.00	Environmental Protection Act 1994 | Section 514 (6)
ERA 12 - PLASTIC PRODUCT MANUFACTURING (1)			
Manufacturing, in a year, a total of 50t or more of plastic product, other than a plastic product mentioned in item 2	N	$3,674.00	Environmental Protection Act 1994 | Section 514 (6)
Discount 1 Small Business (20%)	N	$2,938.00	Environmental Protection Act 1994 | Section 514 (6)
Discount 2 Above Compliance (25%)	N	$2,754.00	Environmental Protection Act 1994 | Section 514 (6)
Discount 3 Combined 1 and 2 (30%)	N	$2,572.00	Environmental Protection Act 1994 | Section 514 (6)
Discount 4 Combined Discount plus EMS (40%)	N	$2,204.00	Environmental Protection Act 1994 | Section 514 (6)
ERA 12 - PLASTIC PRODUCT MANUFACTURING (2)			
Manufacturing, in a year, a total of 5t or more of foam, composite plastics or rigid fibre-reinforced plastics	N	$7,084.00	Environmental Protection Act 1994 | Section 514 (6)

continued on next page ...

Name	GST	Year 23/24 Fee (incl. GST)	Legislation
ERA 12 - PLASTIC PRODUCT MANUFACTURING (2) [continued]			
Discount 1 Small Business (20%)	N	$5,667.00	Environmental Protection Act 1994 | Section 514 (6)
Discount 2 Above Compliance (25%)	N	$5,315.00	Environmental Protection Act 1994 | Section 514 (6)
Discount 3 Combined 1 and 2 (30%)	N	$4,959.00	Environmental Protection Act 1994 | Section 514 (6)
Discount 4 Combined Discount plus EMS (40%)	N	$4,251.00	Environmental Protection Act 1994 | Section 514 (6)
ERA 19 - METAL FORMING			
Not forming a total of 10,000t or more in a year	N	$654.00	Environmental Protection Act 1994 | Section 514 (6)
Discount 1 Small Business (20%)	N	$525.00	Environmental Protection Act 1994 | Section 514 (6)
Discount 2 Above Compliance (25%)	N	$491.00	Environmental Protection Act 1994 | Section 514 (6)
Discount 3 Combined 1 and 2 (30%)	N	$459.00	Environmental Protection Act 1994 | Section 514 (6)
Discount 4 Combined Discount plus EMS (40%)	N	$392.00	Environmental Protection Act 1994 | Section 514 (6)
ERA 38 - SURFACE COATING (1)(A)			
Anodising, electroplating, enamelling or galvanizing, using, in a year, 1t to 100t of surface coating materials	N	$1,311.00	Environmental Protection Act 1994 | Section 514 (6)
Discount 1 Small Business (20%)	N	$1,049.00	Environmental Protection Act 1994 | Section 514 (6)
Discount 2 Above Compliance (25%)	N	$984.00	Environmental Protection Act 1994 | Section 514 (6)
Discount 3 Combined 1 and 2 (30%)	N	$918.00	Environmental Protection Act 1994 | Section 514 (6)
Discount 4 Combined Discount plus EMS (40%)	N	$788.00	Environmental Protection Act 1994 | Section 514 (6)
ERA 49 - BOAT MAINTENANCE OR REPAIR			
Boat Maintenance or Repair	N	$2,229.00	Environmental Protection Act 1994 | Section 514 (6)

continued on next page ...

Name	GST	Year 23/24 Fee (incl. GST)	Legislation
ERA 49 - BOAT MAINTENANCE OR REPAIR [continued]			
Discount 1 Small Business (20%)	N	$1,783.00	Environmental Protection Act 1994 | Section 514 (6)
Discount 2 Above Compliance (25%)	N	$1,673.00	Environmental Protection Act 1994 | Section 514 (6)
Discount 3 Combined 1 and 2 (30%)	N	$1,561.00	Environmental Protection Act 1994 | Section 514 (6)
Discount 4 Combined Discount plus EMS (40%)	N	$1,337.00	Environmental Protection Act 1994 | Section 514 (6)
FOOD ACT 2006 - FOOD INSPECTIONS			
PLAN ASSESSMENT			
Definition of floor area: Floor areas mentioned are the gross floor area associated with the premises used for manufacturing, preparing, handling, storage and the sale of food as well as toilets and refuse areas. It does not include car parks, dining area.			
Floor area small 0-100m2 (includes 1 RFI)	N	$268.00	Food Act 2006 | S 31 (1)
Floor area medium 101-300m2 (includes 1 RFI)	N	$332.00	Food Act 2006 | S 31 (1)
Floor area large > 300m2 (includes 1 RFI)	N	$398.00	Food Act 2006 | S 31 (1)
Home based business	N	$177.00	Food Act 2006 | S 31 (1)
For an application in which 1 RFI has been issued , then each further RFI	N	$65.00	Food Act 2006 | S 31 (1)
FOOD RENEWALS (includes required inspection)			
Category 1 - High Risk Food Businesses	N	$566.00	Food Act 2006 | S 31 (1)
Restaurants, Takeaway, Manufacturers, Hotels, Supermarkets with more than 3 sub units or more includes (bakery, delicatessen, fruit and veg, seafood etc), Off site Caterers, Onsite Caterers, Child Care Centres			
Category 2 - Medium Risk Food Businesses	N	$461.00	Food Act 2006 | S 31 (1)
Bakery, café, delicatessen, Supermarkets with 2-3 subunits (bakery, delicatessen, fruit and veg, seafood)			
Category 3 - Low Risk Food Businesses	N	$313.00	Food Act 2006 | S 31 (1)
Home based businesses, food stores with minimal unpackaged food, bed and breakfast, fruit stall (with preparation), Supermarkets with one subunit and child care centre with minimal food preparation			
Category 4 - Mobile Food Vehicle & Water Carrier (2 year licence)	N	$313.00	Food Act 2006 | S 31 (1)
Category 5 - Market stalls & Bars with minimal food preparation	N	$202.00	Food Act 2006 | S 31 (1)
Category 6 - Vessel Licence (2 year licence)	N	$313.00	Food Act 2006 | S 31 (1)
Category 6 - Vessel Licence with approved partner (2 year licence)	N	$233.00	Food Act 2006 | S 31 (1)

continued on next page ...

Name	GST	Year 23/24 Fee (incl. GST)	Legislation
FOOD RENEWALS (includes required inspection) [continued]			
Licence for one only activity related to Flea Market Stall and other functions (Food Only)	N	$78.00	Food Act 2006 | S 31 (1)
Does not include inspection. Where inspection required operators may be charged at $140/hour (min $140) Does not include inspection. Where inspection required operators may be charged at $140/hour (min $140)			
Prorata Licence	N	To be Calculated	Food Act 2006 | S 31 (1)
Licence for less than 50% of the licensable period (65% of licence fee) to be calculated			
Application for Food Safety Program Accreditation	N	$366.00	Food Act 2006 | S 31 (1)
Applicant Provides Written Advice			
Application for Food Safety Program Accreditation	N	$609.00	Food Act 2006 | S 31 (1)
Written Advice Assessment and Desktop Assessment			
Amendment of a Food Safety Program	N	$271.00	Food Act 2006 | S 31 (1)
Compliance Audit of a Food Safety Program	N	$429.00 (+ $124.00 hour if over 3 hours)	Food Act 2006 | S 31 (1)
Non Conformance Audit/Check of Food Safety Program	N	$366.00	Food Act 2006 | S 31 (1)
Administrative Amendment	N	$64.00	Food Act 2006 | S 31 (1)
Application to Restore a food business licence within 30 days after expiry date	N	Food Renewal + $124.00	Food Act 2006 | S 31 (1)
Additional Island Inspections - Ferry Costs	N	Actual Cost	Food Act 2006 | S 31 (1)
Additional Inspections (per hour - minimum 1 hour)	N	$145.00	Food Act 2006 | S 31 (1)
Replacement of a licence certificate	N	$30.00	Food Act 2006 | S 31 (1)
Re-inspection fee	N	$322.00	Food Act 2006 | S 31 (1)
Follow-up inspection for enforcement of Show Cause, Information Notice and Improvement notice			

PERSONAL APPEARANCE SERVICES

Note $128 an hour takes in Environmental Health Officers Time, Administration Time, Stationery, Vehicle costs, Printing, Training and Equipment etc

Application Fee of new Higher Risk Personal Appearance Licence	N	$270.00	PH(ICPAS) Act 2003 | Section 9 (2) (a)
Includes one inspection per licensable period			
Application Fee for Renewal of Higher Risk Personal Appearance Licence	N	$207.00	PH(ICPAS) Act 2003 | Section 9 (2) (a)
Includes one inspection per licensable period			
Application for Amendment or Transfer of Licence for Higher Risk Personal Appearances	N	$93.00	PH(ICPAS) Act 2003 | Section 9 (2) (a)
Additional Inspections for Higher Risk Personal Appearances (per hour - minimum 1 hour)	N	$145.00	PH(ICPAS) Act 2003 | Section 9 (2) (a) + Section 105 & 106

continued on next page ...

Name	GST	Year 23/24 Fee (incl. GST)	Legislation
PERSONAL APPEARANCE SERVICES [continued]			
Inspection of Non-Higher Risk Personal Appearance Service	N	$0.00	PH(ICPAS) Act 2003 | Section 9 (2) (a) + Section 105 & 106
Late payment fee	N	$143.00	Local Government Act 2009 | Part 2 S97 (2) (c)
Prorata Licence	N	To be Calculated	Local Government Act 2009 | Part 2 S97 (2) (c)
Licence for less than 50% of licensable year (65% of licence fee)			
Replacement of a licence certificate	N	$31.50	PH(ICPAS) Act 2003 | Section 9 (2) (a)
COMMERCIAL FEES AND CHARGES			
WATER SAMPLING			
Bacteriological Water Sampling for Category 1 food businesses not on reticulated water supply	N	To be Calculated	Local Government Act 2009 | Part 2 S97 (2) (c)

Name	GST	Year 23/24 Fee (incl. GST)	Legislation

HEART OF THE REEF TRANSIT FACILITY - PORT OF AIRLIE

Bus Parking

All Bus Parking is required to be booked via council - approx (2) weeks notice to be provided

Overnight Parking - per night	Y	$58.00	Local Government Act 2009 | Part 6 S262 (3) (c)
Day Parking (12 hr)	Y	$29.00	Local Government Act 2009 | Part 6 S262 (3) (c)

GROUND TRANSPORT OPERATOR ACCESS PERMIT

The schedule of fees & charges will not apply where a specific individual agreements have been negotiated with council

Buses / Coaches - per vehicle - per annum	Y	$1,098.00	Local Government Act 2009 | Part 6 S262 (3) (c)
Mini buses - per vehicle - per annum	Y	$824.00	Local Government Act 2009 | Part 6 S262 (3) (c)
Mini vans / Maxi-Taxi / Limousine - per vehicle - per annum	Y	$660.00	Local Government Act 2009 | Part 6 S262 (3) (c)
Taxi - per vehicle - per annum	Y	$549.00	Local Government Act 2009 | Part 6 S262 (3) (c)

Carpark Bay Rental - (4) Available

12 Month Rental Agreement	Y	$1,584.00	Local Government Act 2009 | Part 6 S262 (3) (c)
24 Month Rental Agreement	Y	$2,639.00	Local Government Act 2009 | Part 6 S262 (3) (c)

Name	GST	Year 23/24 Fee (incl. GST)	Legislation
INFORMATION TECHNOLOGY			
PRINTING, PHOTOCOPYING & PLANS			
STANDARD PHOTOCOPYING SERVICES FEES			
PHOTOCOPYING B & W			
for each A4	Y	$1.00	Local Government Act 2009 | Part 6 S262 (3) (c)
for each A3	Y	$1.00	Local Government Act 2009 | Part 6 S262 (3) (c)
PHOTOCOPYING COLOUR			
for each A4	Y	$1.00	Local Government Act 2009 | Part 6 S262 (3) (c)
for each A3	Y	$1.00	Local Government Act 2009 | Part 6 S262 (3) (c)
STANDARD PRINTING SERVICES FEES			
PRINTING B & W			
for each A4	Y	$4.00	Local Government Act 2009 | Part 6 S262 (3) (c)
for each A3	Y	$5.00	Local Government Act 2009 | Part 6 S262 (3) (c)
PRINTING COLOUR			
for each A4	Y	$4.00	Local Government Act 2009 | Part 6 S262 (3) (c)
for each A3	Y	$5.00	Local Government Act 2009 | Part 6 S262 (3) (c)
for each A1	Y	$14.00	Local Government Act 2009 | Part 6 S262 (3) (c)
for each A0	Y	$24.00	Local Government Act 2009 | Part 6 S262 (3) (c)
CUSTOMISED MAPPING WORK			
Charged in 15 minutes intervals (print and photocopying costs additional)	Y	$37.00	Local Government Act 2009 | Part 6 S262 (3) (c)
ALL OTHER SEARCHES & CUSTOMISED WORK			
Charged in 15 minutes intervals (print and photocopying costs additional)	Y	$18.00	Local Government Act 2009 | Part 6 S262 (3) (c)

Name	GST	Year 23/24 Fee (incl. GST)	Legislation
INFRASTRUCTURE			
ROADWORKS PERMIT APPLICATION FEE			
Residential	N	$84.00	Local Government Act 2009 | Part 6 S262 (3) (c)
Commercial	N	$112.00	Local Government Act 2009 | Part 6 S262 (3) (c)
DIRECTIONAL SIGNAGE INSTALLATION			
Directional signage containing only one line	Y	$316.00	Local Government Act 2009 | Part 6 S262 (3) (c)
Directional signage containing two lines	Y	$388.00	Local Government Act 2009 | Part 6 S262 (3) (c)
RURAL ROAD ADDRESSING			
New Rural Address	N	$91.00	Local Government Act 2009 | Part 6 S262 (3) (c)
Replacement Rural Address	N	$68.00	Local Government Act 2009 | Part 6 S262 (3) (c)
Replacement Rural Number (each number)	N	$3.40	Local Government Act 2009 | Part 6 S262 (3) (c)
WATER METERS			
Lockable Device Installation/Deinstallation 20mm Meter	N	$262.00	Local Government Act 2009 | Part 6 S262 (3) (c)
Lockable Device Installation/Deinstallation 25mm Meter	N	$258.00	Local Government Act 2009 | Part 6 S262 (3) (c)
Testing of Meter (Actual Cost - Minimum Fee)	N	$213.00	Local Government Act 2009 | Part 6 S262 (3) (c)
If an owner or occupier of premises shall question the accuracy of the working of the meter through which his supply of water is obtained, the Council may cause such meter to be tested upon the advance payment of a fee. If the meter being tested fails to register or records a reading greater than the amount of water that has passed through the meter a refund of such fee will be made. (Non-Certified)			
Independent testing of Meter	N	POA	Local Government Act 2009 | Part 6 S262 (3) (c)
If the owner or occupier is not satisfied with Council's test result, then an independent test may be carried out at the owner/occupiers' request with no refund of these costs being applicable. The Council may cause such meter to be independently tested upon payment of the fee			
Repair of a damaged water meter assembly	N	POA	Local Government Act 2009 | Part 6 S262 (3) (c)
Special Water Meter Reading (5 days)	N	$176.00	Local Government Act 2009 | Part 6 S262 (3) (c)
Should an owner or occupier of premises require a meter to be read other than at normal meter reading times, a fee shall apply. The fee to be paid seven (7) days before the date of meter reading required.			
Urgent Special Water Meter Reading (2 days)	N	$256.00	Local Government Act 2009 | Part 6 S262 (3) (c)
All Services Search (Water/Sewerage/Stormwater) - within 10 days	N	$49.00	Local Government Act 2009 | Part 6 S262 (3) (c)
Urgent All Services Search (Water/Sewerage/Stormwater) - within 2 days	N	$76.00	Local Government Act 2009 | Part 6 S262 (3) (c)

Name	GST	Year 23/24 Fee (incl. GST)	Legislation
REPLACEMENT METER OR FITTINGS - DAMAGED OR STOLEN:			
Sub Meters - 25mm Replacement (Actual Cost - Minimum Fee)	N	$335.00	Local Government Act 2009 | Part 6 S262 (3) (c)
Domestic Meter - 20mm Replacement (Actual Cost - Minimum Fee)	N	$452.00	Local Government Act 2009 | Part 6 S262 (3) (c)
Domestic Meter - > 20mm Replacement (Actual cost on Private Works Basis - Minimum Fee)	N	$576.00	Local Government Act 2009 | Part 6 S262 (3) (c)
WATER SUPPLY			
WATER SERVICE CONNECTION			
Complete new service from main to boundary For applicatons to be charged on a Private Works Basis - Estimate to be prepared on request prior to application being submitted			
20mm - Water service connection - Main Near Side	N	$2,655.00	Local Government Act 2009 | Part 6 S262 (3) (c)
20mm - Water service connection - Main Far Side	N	POA	Local Government Act 2009 | Part 6 S262 (3) (c)
25mm - Water Service Connection - Main Near Side	N	$2,818.00	Local Government Act 2009 | Part 6 S262 (3) (c)
25mm - Water Service Connection - Main Far Side	N	POA	
50mm - Water Service Connection - Main Near Side	N	$4,827.00	Local Government Act 2009 | Part 6 S262 (3) (c)
50mm - Water Service Connection - Main Far Side	N	POA	
80mm and >> - Water Service Connection	N	POA	Local Government Act 2009 | Part 6 S262 (3) (c)
Sub Meters - 25mm Connection	N	POA	
Water Service Disconnection - Minimum Fee	N	$1,106.00	Local Government Act 2009 | Part 6 S262 (3) (c)
To be approved by Council on condition that a full connection fee is payable on application for re-connection - Application via a Development application. Actual cost to be charged on a Private Works Basis			
Location of water service	Y	$358.00	
Relocate water service	N	POA	Local Government Act 2009 | Part 6 S262 (3) (c)
Alteration to water stopcock/meter	N	POA	Local Government Act 2009 | Part 6 S262 (3) (c)
(Raise / Lower) Actual costs to be charged on a Private Works Basis			
Developments - Connection to council water infrastructure	N	$907.00	Local Government Act 2009 | Part 6 S262 (3) (c)
Where service pipes installed by a developer (All new developments) - Actual Pricing for installation of meter set only listed below:-			
Development - 20mm Connection - Main - standpipe installed, water meter only	N	$1,290.00	Local Government Act 2009 | Part 6 S262 (3) (c)
Development - 25mm Connection - Main - standpipe installed, water meter only	N	$1,310.00	Local Government Act 2009 | Part 6 S262 (3) (c)
Development - 50mm Connection - Main - standpipe installed, water meter only	N	$3,475.00	Local Government Act 2009 | Part 6 S262 (3) (c)
Development - 80mm and >> Connection - standpipe installed, water meter only	N	POA	Local Government Act 2009 | Part 6 S262 (3) (c)
For applicatons to be charged on a Private Works Basis - Estimate to be prepared on request prior to application being submitted			

Name	GST	Year 23/24 Fee (incl. GST)	Legislation
OUTSIDE TOWN WATER CONNECTION AREA			
Outside town water connection area (if approved) from reticulation	N	POA	Local Government Act 2009 | Part 6 S262 (3) (c)
Administration Fee for all refunds of water application fee should the service not be able to be connected - due to being outside the declared water area	N	$63.00	Local Government Act 2009 | Part 6 S262 (3) (c)
WATER SUPPLIED FROM FIRE HYDRANT OTHER THAN FOR FIRE FIGHTING PURPOSES			
TO HIRE A TEMPORARY METERED CONSTRUCTION STANDPIPE			
Daily hire rate (Mon to Fri 8am-5pm) charged per day	N	$130.00	Local Government Act 2009 | Part 6 S262 (3) (c)
Weekly hire rate (Seven days). Must be returned by 8am following last hire day	N	$330.00	Local Government Act 2009 | Part 6 S262 (3) (c)
Long term - Greater than 60 days hire - By Agreement Only. Hire and water consumption will be charged monthly	N	POA	Local Government Act 2009 | Part 6 S262 (3) (c)
Users bond to be retained by Council for all hire applications	N	$1,750.00	Local Government Act 2009 | Part 6 S262 (3) (c)
(Any damage to the metered standpipe and/or WRC installations will be charged to the standpipe holder) (50mm Standpipes)			
Late return of metered standpipe	N	$34.00	Local Government Act 2009 | Part 6 S262 (3) (c)
Shall attract a penalty of $30.00 per day over and above the hire rate			
Per Kilolitre or part thereof (Hydrant Standpipe)	N	$5.70	Local Government Act 2009 | Part 6 S262 (3) (c)
OUTSIDE TOWN AREA WATER SUPPLY			
Caravan Parks - per KL (or part thereof)	N	$5.70	
Bulk Water Supply from private Standpipe - per KL	N	$5.70	
MINIMUM CHARGE PER SERVICE FOR SALE OF WATER AT STANDPIPE (Per Kilolitre)			
Water Supplied from the Public Standpipe (Bowen) (Electronic Key System)	N	$5.70	Local Government Act 2009 | Part 6 S262 (3) (c)
Water Supplied from the Public Standpipe (Collinsville) (Electronic Key System)	N	$5.70	Local Government Act 2009 | Part 6 S262 (3) (c)
Water Supplied from the Public Standpipe (Whitsunday) (Electronic Key System)	N	$5.70	Local Government Act 2009 | Part 6 S262 (3) (c)
Bulk water supplied from the Shute Harbour Jetty	N	$5.70	Local Government Act 2009 | Part 6 S262 (3) (c)
Electronic Key Deposit on application	N	$151.00	Local Government Act 2009 | Part 6 S262 (3) (c)
TEMPORARY CONSTRUCTION WATER CONNECTION FOR SUBDIVISIONAL WORKS (25mm)			
Per kilolitre or part thereof (to be billed monthly)	N	$5.70	Local Government Act 2009 | Part 6 S262 (3) (c)
Temporary Construction Water Connection	N	$750.00	Local Government Act 2009 | Part 6 S262 (3) (c)
Bond to be lodged - refundable on payment of all charges.			

continued on next page ...

Name	GST	Year 23/24 Fee (incl. GST)	Legislation
TEMPORARY CONSTRUCTION WATER CONNECTION FOR SUBDIVISIONAL WORKS (25mm) [continued]			
Temporary Construction Meter Connection	N	$2,655.00	Local Government Act 2009 | Part 6 S262 (3) (c)
Installation and disconnection of service C/W Backflow prevention and meter reading [Private Works Agreement to be completed (Non-refundable)]			
Works performed to allow contractor to connect to existing water reticulation system	N	POA	Local Government Act 2009 | Part 6 S262 (3) (c)
Private works agreement - ACTUAL COST - Minimum fee of (0 to 10 affected dwellings/ businesses)			
Works performed to allow contractor to connect to existing water reticulation system	N	POA	Local Government Act 2009 | Part 6 S262 (3) (c)
Private works agreement - ACTUAL COST - Minimum fee of (11 to 29 affected dwellings/ businesses)			
HOUSE DRAIN BLOCKAGE & EQUIPMENT HIRE			
Repair Council owned assets damaged by Private Contractor - Cost Recovery	Y	POA	Local Government Act 2009 | Part 6 S262 (3) (c)
Additional/Relocation of Sewer Connection	Y	POA	Local Government Act 2009 | Part 6 S262 (3) (c)
Actual cost to be charged on a Private Works Basis (Subject to Availibility) Actual Cost to be charged on a Private Works Basis (Subject to Availability)			
Hire of High Pressure Drain Cleaner - per operator - per hour Monday to Friday - (minimum 4 hours)	Y	$217.00	Local Government Act 2009 | Part 6 S262 (3) (c)
Charged from depot to job & return. (Subject to availability) - Monday to Friday			
Hire of High Pressure Drain Cleaner - per operator - per hour - Weekends & Holidays (minimum 4 hours)	Y	$377.00	Local Government Act 2009 | Part 6 S262 (3) (c)
Charged from depot to job & return. (Subject to availability) Outside of normal working hours (M-F 6:30AM to 3:30PM) Weekends or Public			
Assessment and Works completed based on Customer Request on Non-Council Owned Assets - actual cost, minimum fee (Fee per hour)	Y	$140.00	Local Government Act 2009 | Part 6 S262 (3) (c)
Non-Council Owned Assets After Hours Callout - per operator - per hour - Monday to Friday (minimum 4 hours)	Y	$203.00	Local Government Act 2009 | Part 6 S262 (3) (c)
Non-Council Owned Assets After Hours Callout - per operator - per hour - Weekends and Holidays (minimum 4 hours)	Y	$250.00	Local Government Act 2009 | Part 6 S262 (3) (c)

Name	GST	Year 23/24 Fee (incl. GST)	Legislation

WHITSUNDAY REGIONAL COUNCIL WATER QUALITY TESTING LABORATORY

Whitsunday Regional Council has a laboratory that can provide quality analysis of water and waste water. This analysis is conducted by qualified scientific laboratory staff located at the Proserpine Water Treatment Plant.

Council's commitment is to provide customers and the community with safe, reliable and high quality drinking water and also help identify quickly any health hazards related to water especially to untreated drinking water sources such as bore water or water from rain water tanks.

Our scientific staff conduct regular comprehensive water monitoring through sampling and testing at designated points throughout the water distribution system. The operational staff is then provided with the results for assessment to ensure the highest level of water quality.

The laboratory provides testing services Monday to Friday between 8:30 AM and 4:30 PM. Upon request the laboratory team can collect at extra cost water and sewerage samples from interested customers. The samples collected in appropriate sampling containers to preserve the components of the water samples requiring analysis are taken back to the laboratory and analysed within 24 hours from collection.

WATER AND WASTE LABORATORY CHARGES

Dissolved Oxygen Test	N	$6.60	Local Government Act 2009 | Part 6 S262 (3) (c)
Field Tests	N	$65.50	Local Government Act 2009 | Part 6 S262 (3) (c)
Phosphate Test	N	$18.50	Local Government Act 2009 | Part 6 S262 (3) (c)
pH Test	N	$6.60	Local Government Act 2009 | Part 6 S262 (3) (c)
Colour Test	N	$9.90	Local Government Act 2009 | Part 6 S262 (3) (c)
Conductivity Test	N	$6.60	Local Government Act 2009 | Part 6 S262 (3) (c)
Turbidity Test	N	$9.90	Local Government Act 2009 | Part 6 S262 (3) (c)
Chlorine Free Test	N	$7.60	Local Government Act 2009 | Part 6 S262 (3) (c)
Total Hardness Test	N	$15.80	Local Government Act 2009 | Part 6 S262 (3) (c)
Alkalinity Test	N	$9.90	Local Government Act 2009 | Part 6 S262 (3) (c)
Iron Test	N	$7.60	Local Government Act 2009 | Part 6 S262 (3) (c)
Manganese Test	N	$7.60	Local Government Act 2009 | Part 6 S262 (3) (c)
Aluminium Test	N	$7.60	Local Government Act 2009 | Part 6 S262 (3) (c)
Total Dissolved Solids Test	N	$9.90	Local Government Act 2009 | Part 6 S262 (3) (c)
Total Suspended Solids Test	N	$13.10	Local Government Act 2009 | Part 6 S262 (3) (c)
Total Nitrogen Test	N	$27.00	Local Government Act 2009 | Part 6 S262 (3) (c)
Total Kjeldahl Nitrogen Test	N	$34.10	Local Government Act 2009 | Part 6 S262 (3) (c)
Ammonia N Test	N	$18.50	Local Government Act 2009 | Part 6 S262 (3) (c)
Nitrate Test	N	$18.50	Local Government Act 2009 | Part 6 S262 (3) (c)
Total Phosphorus Test	N	$25.90	Local Government Act 2009 | Part 6 S262 (3) (c)
Chemical Oxygen Demand Test	N	$36.80	Local Government Act 2009 | Part 6 S262 (3) (c)

continued on next page ...

Name	GST	Year 23/24 Fee (incl. GST)	Legislation
WATER AND WASTE LABORATORY CHARGES [continued]			
Fat, Oil and Grease Test	N	$93.30	Local Government Act 2009 | Part 6 S262 (3) (c)
Total Hydrocarbons Test	N	$100.70	Local Government Act 2009 | Part 6 S262 (3) (c)
Escherichia Coli Test	N	$36.00	Local Government Act 2009 | Part 6 S262 (3) (c)
Total Coliforms Test	N	$36.00	Local Government Act 2009 | Part 6 S262 (3) (c)
Thermotolerant Coliforms Test	N	$36.00	Local Government Act 2009 | Part 6 S262 (3) (c)
Enterococci Test	N	$36.00	Local Government Act 2009 | Part 6 S262 (3) (c)
Heterotrophic Plate Count Test	N	$36.00	Local Government Act 2009 | Part 6 S262 (3) (c)
Batch Fee	N	$39.00	Local Government Act 2009 | Part 6 S262 (3) (c)
Sampling fees - includes officers time @130.00/hour or part thereof	N	POA	Local Government Act 2009 | Part 6 S262 (3) (c)
PUMP OUT BY PRIVATE CONTRACTOR			
Charge for Council to accept waste at Sewerage Treatment Plant			
Septage per KL (or part thereof)	N	$64.00	Local Government Act 2009 | Part 6 S262 (3) (c)
Holding Tank Waste per KL (or part thereof)	N	$64.00	Local Government Act 2009 | Part 6 S262 (3) (c)
Holding Tank Waste (untreated) per KL (or part thereof)	N	$128.00	Local Government Act 2009 | Part 6 S262 (3) (c)
Trade Waste per KL	N	$192.00	Local Government Act 2009 | Part 6 S262 (3) (c)

Name	GST	Year 23/24 Fee (incl. GST)	Legislation
LIBRARY SERVICES			
MEMBERSHIP AND CARD REPLACEMENT			
Fee for replacement of membership card	N	$5.50	Local Government Act 2009 | Part 6 S262 (3) (c)
LOST/DAMAGED ITEMS			
For any lost item	N	Replacement Costs	Local Government Act 2009 | Part 6 S262 (3) (c)
Major Damage	N	Actual cost	Local Government Act 2009 | Part 6 S262 (3) (c)
Minor Damage	N	$5.50	Local Government Act 2009 | Part 6 S262 (3) (c)
Lost/Damaged Barcode	N	$3.40	Local Government Act 2009 | Part 6 S262 (3) (c)
PHOTOCOPIES & PRINTING SERVICES			
per sheet - B&W A3 (Double sided)	Y	$1.00	Local Government Act 2009 | Part 6 S262 (3) (c)
per sheet - B&W A4 (Double sided)	Y	$0.40	Local Government Act 2009 | Part 6 S262 (3) (c)
per sheet - Colour A3 (Double sided)	Y	$5.00	Local Government Act 2009 | Part 6 S262 (3) (c)
per sheet - Colour A4 (Double sided)	Y	$2.00	Local Government Act 2009 | Part 6 S262 (3) (c)
Library photocopy per sheet - B&W A4	Y	$0.30	Local Government Act 2009 | Part 6 S262 (3) (c)
Library photocopy per sheet - B&W A3	Y	$0.60	Local Government Act 2009 | Part 6 S262 (3) (c)
Library photocopy per sheet - Colour A4	Y	$1.60	Local Government Act 2009 | Part 6 S262 (3) (c)
Library photocopy per sheet - Colour Photo or A3	Y	$2.70	Local Government Act 2009 | Part 6 S262 (3) (c)
FAX COMMUNICATIONS			
First page (within Australia)	Y	$2.10	Local Government Act 2009 | Part 6 S262 (3) (c)
Every page thereafter	Y	$1.00	Local Government Act 2009 | Part 6 S262 (3) (c)
First page (International)	Y	$4.00	Local Government Act 2009 | Part 6 S262 (3) (c)
Every page thereafter	Y	$2.10	Local Government Act 2009 | Part 6 S262 (3) (c)
LAMINATING			
A4 - per sheet	Y	$3.50	Local Government Act 2009 | Part 6 S262 (3) (c)
A3 - per sheet	Y	$5.00	Local Government Act 2009 | Part 6 S262 (3) (c)
Business Card	Y	$1.20	Local Government Act 2009 | Part 6 S262 (3) (c)

Name	GST	Year 23/24 Fee (incl. GST)	Legislation
WITHDRAWN (OLD) STOCK FOR SALE			
Magazines	Y	$0.50	Local Government Act 2009 | Part 6 S262 (3) (c)
Books/DVDs/CDs	Y	$2.10	Local Government Act 2009 | Part 6 S262 (3) (c)
INTER-LIBRARY LOANS			
Inter-library loan fee (books from any other library except the Public Libraries Division or the State Library of QLD or Union/ Public Libraries)	Y	As set by issuing library	Local Government Act 2009 | Part 6 S262 (3) (c)
Inter-library Loan Processing Fee	Y	$4.00	Local Government Act 2009 | Part 6 S262 (3) (c)

Name	GST	Year 23/24 Fee (incl. GST)	Legislation

PARKING

PARKING FEES (REGULATED ON/OFF STREET PARKING)

Parking On - Street permit zone (including application)	N	$134.00	Local Government Act 2009 | Council Local Law
Parking Bay hire permit (per day)	Y	$57.00	Local Government Act 2009 | Council Local Law

AIRLIE BEACH PRECINCT (includes Abell Point, Port of Airlie, Coconut Grove, Broadwater Ave and Airlie Creek) - OFF STREET CARPARKING (per registered vehicle)

0 - 1 Hours	Y	$2.00	
1 - 2 Hours	Y	$4.00	Local Government Act 2009 | Council Local Law
2 - 4 Hours	Y	$6.00	Local Government Act 2009 | Council Local Law
4 - 12 Hours	Y	$8.00	Local Government Act 2009 | Council Local Law
12 - 24 Hours	Y	$10.00	Local Government Act 2009 | Council Local Law
Each Additional Day Thereafter	Y	$8.00	Local Government Act 2009 | Council Local Law

PARKING PERMITS - OFF STREET CARPARKING

Parking spaces are not allocated or guaranteed for permit holders

Parking Permits must be used in conjunction with the individual terms and conditions of durations within the applicable car parks

5 day (Mon-Fri) permit	Y	$140.00	Local Government Act 2009 | Council Local Law
28 day permit	Y	$174.00	Local Government Act 2009 | Council Local Law
6 month permit	Y	$874.00	Local Government Act 2009 | Council Local Law
12 month permit	Y	$1,398.00	Local Government Act 2009 | Council Local Law
Annual Permit to park in car park for commercial use of boat ramp	Y	$5,202.00	Local Government Act 2009 | Council Local Law

Name	GST	Year 23/24 Fee (incl. GST)	Legislation

PARKS & GARDENS

Waiver of Park Hire Fees if Organisation is non-profit and/or event is open to the general public.

BOWEN SOUND SHELL

Not-for-Profit Organisation/Event - Bond	N	$335.00	Local Government Act 2009 | Part 6 S262 (3) (c)
Other Organisations - Bond	N	$627.00	Local Government Act 2009 | Part 6 S262 (3) (c)
Bond - Sound & Lighting Equipment	N	$627.00	Local Government Act 2009 | Part 6 S262 (3) (c)

Name	GST	Year 23/24 Fee (incl. GST)	Legislation

PLUMBING & DRAINAGE

Quote Authorisations - Note: all quotes are to be finalised by an Executive Manager/Director or CEO prior to issue.

NEW CONNECTIONS

Standard fee for a secondary Dwelling	N	$1,203.00	
Standard fee for each New Dwelling/Duplex (Class 1)	N	$1,708.00	Plumbing & Drainage Act 2002
New Units (up to 2 units)	N	$1,708.00	Plumbing & Drainage Act 2002
Per Unit			
New Units (3 - 5)	N	$3,270.00	Plumbing & Drainage Act 2002
New units (Over 5)	N	Quote	Plumbing & Drainage Act 2002
New Commercial Applications (max 10 fixtures)	N	$2,589.00	Plumbing & Drainage Act 2002
New Commercial Applications (over 10 fixtures)	N	Quote	Plumbing & Drainage Act 2002

SHEDS/GARAGES (CLASS 10)

New sheds & garages containing plumbing and drainage being the first structure on site where no previous plumbing & drainage has been installed will require lodgement of an application for Compliance Assessment	N	$1,708.00	Plumbing & Drainage Act 2002
Application fees will be as above for new dwellings			
New Plumbing and Drainage in an existing or new Class 10 buildings that is associated wiht an exsisting dwelling on site may require either lodgement of an application with Council or lodgement of a Notifiable Works Form 4 with the Queensland Building & Construction Commission (QBCC)	N	$775.00 or Form 4	Plumbing & Drainage Act 2002
Please contact Council's Plumbing Services Department for information on which process applies to you prior to lodging an application			

ALTERATIONS & ADDITIONS

Application to Amend a Permit or Extension of Time - Lodgment of Form 2	N	$561.00	
Replace Septic System or Household Sewerage Treatment Plant with another on-site Sewerage system	N	$550.00	Plumbing & Drainage Act 2002
Alterations & Additions (All Classes) maximum 10 fixtures and 2 inspections. Additional inspections will be as per below	N	$792.00	Plumbing & Drainage Act 2002
Per Sole Occupancy Unit (e.g Tenancy)			
Alterations & Additions (All Classes) over 10 fixtures	N	Quote	Plumbing & Drainage Act 2002
Installation of grey water treatment plant (all areas)	N	$792.00	Plumbing & Drainage Act 2002
On-site waste water assessment class 1 additions	N	$217.00	

Name	GST	Year 23/24 Fee (incl. GST)	Legislation
BACKFLOW PREVENTION			
Backflow Prevention Device - installation of a new device	N	$79.00	Plumbing & Drainage Act 2002
First Device			
Backflow Prevention Device - additional devices after the first	N	$38.00	Plumbing & Drainage Act 2002
Backflow Prevention Device - annual licence fee - 1st device	N	$55.00	Plumbing & Drainage Act 2002
Backflow Prevention Device - annual licence fee - additional devices	N	$19.00	Plumbing & Drainage Act 2002
PLUMBING INSPECTIONS - ADDITIONAL INSPECTIONS & ADDITIONAL INSPECTIONS RESULTING IN NON-COMPLIANCE			
General Plumbing Inspections	N	$227.00	Plumbing & Drainage Act 2002
Additional Plumbing Inspections resulting from non-compliant work or attendance to site when responsible person has failed to cancel inspection.			
Island or Remote Area Plumbing Inspections - Hourly rate	N	$227.00	Plumbing & Drainage Act 2002
Applies to islands and inspections greater than 50km from Council offices (Note: hourly rate for islands applies from time of departure until time of return to mainland, plus any cost of aircraft or boat charters)			
DISCONNECTION OR DECOMMISSIONING			
Application for Disconnection of House Drainage at connection point to sewer	N	$259.00	Plumbing & Drainage Act 2002
Application for Removal of on site waste water treatment plant (septic or HSTP) for connection to sewer	N	$561.00	Plumbing & Drainage Act 2002
PLUMBING GENERAL			
Application for Performance Solution or Alternative Solution	N	$1,201.39	Local Government Act 2009 | Part 2 S97 (2) (e)
Concurrency Agency Assessment for Building Work - Additions to Class 1 in non-sewered area that include additional bedroom/s	N	$221.00	Plumbing & Drainage Act 2002
Copy of Permit, Inspection Certificates, Final Inspection Certificates, Action Notices - Additional to Original Issue	N	$34.16	Local Government Act 2009 | Part 2 S97 (2) (e)
Application for sub-meters to be installed on development constructed prior to sub-meter legislation	N	$668.00	Plumbing & Drainage Act 2002
Request for refund of fees based on level of assessment and inspectorial work undertaken	N	Quote	Local Government Act 2009 | Part 2 S97 (2) (e)
Use planning schedule as guide			
Copy of 'as constructed' house drainage plan or sewer plan	N	$34.00	Local Government Act 2009 | Part 2 S97 (2) (e)

Name	GST	Year 23/24 Fee (incl. GST)	Legislation

POOLS

Note 1: Adult – means a person who is aged 16 years and above

Note 2: Child – means a person under the age of 16 years

Note 3: Family means – only parents and their children under the age of 16 years

Note 4: A child under the age of 12 must be accompanied by a responsible person over the age of 18

BOWEN SWIMMING POOL

ADMISSION

Adult	Y	Adult admission (Free)	Local Government Act 2009 | Part 6 S262 (3) (c)
Child/Concession	Y	Child admission (Free)	Local Government Act 2009 | Part 6 S262 (3) (c)
School Students	Y	School admission (Free)	Local Government Act 2009 | Part 6 S262 (3) (c)
Infant Swimmer (0-4 years)/Spectator	Y	Infant swimmer (0-4 years) (Free)	Local Government Act 2009 | Part 6 S262 (3) (c)

HIRE

Pool Hire (Over 30 persons) Refundable Bond per use	N	$300.00	Local Government Act 2009 | Part 6 S262 (3) (c)
Pool Hire (Up to 30 persons) Refundable Bond per use	N	$150.00	Local Government Act 2009 | Part 6 S262 (3) (c)

COLLINSVILLE SWIMMING POOL

ADMISSION

Adult	Y	Adult admission (Free	Local Government Act 2009 | Part 6 S262 (3) (c)
Child/Concession	Y	Child admission (Free)	Local Government Act 2009 | Part 6 S262 (3) (c)
School Students	Y	School student admission (Free)	Local Government Act 2009 | Part 6 S262 (3) (c)
Infant Swimmer (0-4 years)/Spectator	Y	Infant swimmer (0-4 years) (Free)	Local Government Act 2009 | Part 6 S262 (3) (c)

HIRE

Pool Hire (Over 30 persons) Refundable Bond per use	N	$300.00	Local Government Act 2009 | Part 6 S262 (3) (c)
Pool Hire (Up to 30 persons) Refundable Bond per use	N	$150.00	Local Government Act 2009 | Part 6 S262 (3) (c)

Name	GST	Year 23/24 Fee (incl. GST)	Legislation
PROSERPINE SWIMMING POOL			
ADMISSION			
Adult	Y	Adult admission(Free)	Local Government Act 2009 | Part 6 S262 (3) (c)
Child/Concession	Y	Child admission (Free)	Local Government Act 2009 | Part 6 S262 (3) (c)
School Students	Y	School student admission (Free)	Local Government Act 2009 | Part 6 S262 (3) (c)
Infant Swimmer (0-4 years)/Spectator	Y	Infant swimmer (0 - 4 years) (Free)	Local Government Act 2009 | Part 6 S262 (3) (c)
HIRE			
Pool Hire (Over 30 persons) Refundable Bond per use	N	$300.00	Local Government Act 2009 | Part 6 S262 (3) (c)
Pool Hire (Up to 30 persons) Refundable Bond per use	N	$150.00	Local Government Act 2009 | Part 6 S262 (3) (c)

Name	GST	Year 23/24 Fee (incl. GST)	Legislation
RATE/PROPERTY SEARCHES			
PROPERTY SEARCH			
Rate Search	N	$108.00	Local Government Act 2009 | Part 6 S262 (3) (c)
Rate Search - Urgent (2days)	N	$130.00	Local Government Act 2009 | Part 6 S262 (3) (c)
Copy House Drainage Plan if an archive search is required (if plan is not readily available on Councils Computer database)	N	$35.00	Local Government Act 2009 | Part 6 S262 (3) (c)
Refund - if no work commenced	N	10% of fee	Local Government Act 2009 | Part 6 S262 (3) (c)
PROVISION OF BULK ELECTRONIC DATA FROM COUNCIL'S LAND RECORD (ELECTRONIC PROPERTY DATA)			
Charges to be determined based on the amount of information provided	N	Min $240.00	Local Government Act 2009 | Part 6 S262 (3) (c)
MISCELLANEOUS			
Copy of rate/water notice (Excluding current rating period)	N	$16.00	Local Government Act 2009 | Part 6 S262 (3) (c)
No Charge for one copy of a Rate Notice or Water Notice for the current period.			
Change of Ownership Fee	N	$78.00	Local Government Act 2009 | Part 6 S262 (3) (c)
Request refund of monies in credit - Per Assessment	N	$22.00	Local Government Act 2009 | Part 6 S262 (3) (c)
First time request - no charge			
Correction of Incorrect electronic payment allocation - Per Assessment	N	$15.00	Local Government Act 2009 | Part 6 S262 (3) (c)
First time correction - no charge			
Limited Rates Information Search	N	$19.00	
Verbal information provided			
Rates Transaction Search	N	$56.00	Local Government Act 2009 | Part 6 S262 (3) (c)
Written Information provided ($30.00 per correspondence) and $17.00 per 15 minutes)			
Rates Book search from archives	N	$78.00	Local Government Act 2009 | Part 6 S262 (3) (c)
(i.e. prior to 2000) per volum required minimum charge			

Name	GST	Year 23/24 Fee (incl. GST)	Legislation

REGULATORY CHARGES

EVENTS CONDUCTED ON COUNCIL LAND

Note: Events may be charged electricity where determinable

CLASS 1 - MAJOR EVENTS >1000 PEOPLE

Base Application Fee - (for other than non-profit groups/organisations)	N	$999.00	Local Government Act 2009 | Council Local Law
Health Inspections of Food Stalls - per hour	N	$145.00	Local Government Act 2009 | Council Local Law
Local Law Inspections - Regulatory - per hour	N	$145.00	Local Government Act 2009 | Council Local Law
Bond - determined on complexity of event	N	POA	Local Government Act 2009 | Council Local Law

CLASS 2 - MAJOR EVENTS 200-1000 PEOPLE

Base Application Fee - (for other than non-profit groups/organisations)	N	$715.00	Local Government Act 2009 | Council Local Law
Health Inspections of Food Stalls - per hour	N	$145.00	Local Government Act 2009 | Council Local Law
Local Law Inspections - Regulatory - per hour	N	$145.00	Local Government Act 2009 | Council Local Law
Bond - determined on complexity of event	N	POA	Local Government Act 2009 | Council Local Law

CLASS 3 - MINOR EVENT < 200 PEOPLE (PUBLIC)

Base Application Fee - (for other than non-profit groups/organisations)	N	$430.00	Local Government Act 2009 | Council Local Law
Health Inspections of Food Stalls - per hour	N	$145.00	Local Government Act 2009 | Council Local Law
Local Law Inspections - Regulatory - per hour	N	$145.00	Local Government Act 2009 | Council Local Law
Bond	N	$205.00	Local Government Act 2009 | Council Local Law

CLASS 4 - MINOR EVENT < 200 PEOPLE (PRIVATE)

Base Application Fee - (for other than non-profit groups/organisations)	N	$285.00	Local Government Act 2009 | Council Local Law
Health Inspections of Food Stalls - per hour	N	$145.00	Local Government Act 2009 | Council Local Law
Local Law Inspections - Regulatory - per hour	N	$145.00	Local Government Act 2009 | Council Local Law
Bond	N	$205.00	Local Government Act 2009 | Council Local Law

CLASS 5 - FAMILY GATHERINGS WITH TEMPORARY REMOVABLE EQUIPMENT/INFRASTRUCTURE < 50 PEOPLE

Base Application Fee	N	$145.00	Local Government Act 2009 | Council Local Law
Bond	N	$205.00	Local Government Act 2009 | Council Local Law

Name	GST	Year 23/24 Fee (incl. GST)	Legislation
PORTABLE DAIS - BOWEN			
Where the hirer collects and returns the dais, the deposit paid (less the cost of any repairs) will be refunded			
Where the Council is required to deliver or return the dais, the actual cost on PWS basis (No hireage will be charged for community bodies who do not charge admission)			
Deposit/Bond	N	$193.00	Local Government Act 2009 | Council Local Law
Where admission is charged hiring fees apply	Y	$127.00	Local Government Act 2009 | Council Local Law
EVENTS CONDUCTED ON PRIVATE LAND			
CLASS 1 - MAJOR EVENTS >1000 PEOPLE			
Base Application Fee - (for other than non-profit groups/organisations)	N	$999.00	Local Government Act 2009 | Council Local Law
Health Inspections of Food Stalls - per hour	N	$145.00	Local Government Act 2009 | Council Local Law
Local Law Inspections - Regulatory - per hour	N	$145.00	Local Government Act 2009 | Council Local Law
CLASS 2 - MAJOR EVENTS 200-1000 PEOPLE			
Base Application Fee - (for other than non-profit groups/organisations)	N	$715.00	Local Government Act 2009 | Council Local Law
Health Inspections of Food Stalls - per hour	N	$145.00	Local Government Act 2009 | Council Local Law
Local Law Inspections - Regulatory - per hour	N	$145.00	Local Government Act 2009 | Council Local Law
CLASS 3 - MINOR EVENT < 200 PEOPLE			
Base Application Fee - (for other than non-profit groups/organisations)	N	$430.00	Local Government Act 2009 | Council Local Law
Health Inspections of Food Stalls - per hour	N	$145.00	Local Government Act 2009 | Council Local Law
Local Law Inspections - Regulatory - per hour	N	$145.00	Local Government Act 2009 | Council Local Law
OTHER EVENTS			
As determined by the CEO	N	$430.00	Local Government Act 2009 | Council Local Law
REGULATORY CHARGES			
IMPOUNDED VEHICLES			
Release fee	N	$571.00	T.O.R.U.M ACT | Section 100
Daily penalty after sale of vehicle	N	$39.00	T.O.R.U.M ACT | Section 100

Name	GST	Year 23/24 Fee (incl. GST)	Legislation
GATES & GRIDS			
Local Law No.4 (Local Government Controlled Areas, Facilities and Roads) 2014			
Approval of installation of gate or grid	N	$285.00	Local Government Act 2009 | Part 2 S97 (1)
New installation inspection fee PER HOUR (min - 2 hour)	N	$285.00	Local Government Act 2009 | Part 2 S97 (1)
COMPLIANCE			
Inspection fee	N	$215.00	Local Government Act 2009 | Part 2 S97 (1)
Administration fee	N	$145.00	Local Government Act 2009 | Part 2 S97 (1)
Enter & Clear Inspection (per hour)	N	$145.00	Local Government Act 2009 | Council Local Law
Enter & Clear Administration Fee (per notice)	N	$145.00	Local Government Act 2009 | Council Local Law
Feral Animals - Aerial Shooting	N	$310.00	
REGULATORY CHARGES – LICENCES			
ACCOMMODATION			
N.B Registration fees for new accommodation facilities are reduced by 50% from 1st May			
Short Term Accommodation Licence	N	$430.00	
Application fee - inclusive of Initial Inspection	N	$430.00	Local Government Act 2009 | Council Local Law
Transfer fee (when permitted)	N	$215.00	Local Government Act 2009 | Council Local Law
Annual licence fee	N	$430.00	Local Government Act 2009 | Council Local Law
Inspection fee - per hour	N	$145.00	Local Government Act 2009 | Council Local Law
PORTABLE / TEMPORARY ADVERTISING			
N.B Registration fees for new applications are reduced by 50% from 1st May			
Application fee - inclusive of initial inspection	N	$430.00	Local Government Act 2009 | Council Local Law
Annual licence fee	N	$215.00	Local Government Act 2009 | Council Local Law
Transfer fee	N	$215.00	Local Government Act 2009 | Council Local Law
Confiscating Unauthorised Signs on Public Property (including "A" frames and large signs)	N	$430.00	Local Government Act 2009 | Council Local Law
Cost of removing signs - to be charged at ACTUAL COST per hour per officer plus plant costs	N	ACTUAL COST + 50%	Local Government Act 2009 | Council Local Law
BUSKING PERMITS			
Permit	N	$200.00	Local Government Act 2009 | Council Local Law

Name	GST	Year 23/24 Fee (incl. GST)	Legislation

FOOTPATH DINING - COMMERCIAL USE OF ROADS

N.B Registration fees for new applications are reduced by 50% from 1st May

Application fee - inclusive of initial inspection	N	$430.00	Local Government Act 2009 | Council Local Law
Annual licence fee + footpath rental fee per m2	N	$145.00	Local Government Act 2009 | Council Local Law
Transfer fee	N	$145.00	Local Government Act 2009 | Council Local Law
Footpath dining rental fee per m2 – Cannonvale	N	$145.00	Local Government Act 2009 | Council Local Law
Footpath dining rental fee per m2 – Airlie Beach	N	$228.00	Local Government Act 2009 | Council Local Law
Footpath dining rental fee per m2 – Bowen/Collinsville/Proserpine/Dingo Beach & Other	N	$47.00	Local Government Act 2009 | Council Local Law

GOODS ON FOOTPATH FOR SALE (INCLUDING VENDORS ON FOOTPATHS)

N.B Registration fees for new applications are reduced by 50% from 1st May

Application fee - inclusive of initial inspection	N	$430.00	Local Government Act 2009 | Council Local Law
Annual licence fee	N	$215.00	Local Government Act 2009 | Council Local Law
Transfer fee	N	$215.00	Local Government Act 2009 | Council Local Law

PARKS, RESERVES & FORESHORES

N.B Registration fees for new applications are reduced by 50% from 1st May

Application fee - inclusive of initial inspection – Commercial/Non Commercial Activity	N	$285.00	Local Government Act 2009 | Council Local Law
Annual licence fee	N	$215.00	Local Government Act 2009 | Council Local Law
Transfer fee	N	$215.00	Local Government Act 2009 | Council Local Law
Annual rental fee per m2	N	$171.00	Local Government Act 2009 | Council Local Law
Filming – One Event per day	N	$285.00	Local Government Act 2009 | Council Local Law
Filming – Regular Events per day	N	$430.00	Local Government Act 2009 | Council Local Law

ROADS LOCAL LAWS - VENDORS

Use of Roads for food vending (includes road reserves & car parks)

N.B Registration fees for new applications are reduced by 50% from 1st May

Application fee - inclusive of initial inspection	N	$430.00	Local Government Act 2009 | Council Local Law
Annual licence fee	N	$215.00	Local Government Act 2009 | Council Local Law
Transfer fee	N	$215.00	Local Government Act 2009 | Council Local Law

Name	GST	Year 23/24 Fee (incl. GST)	Legislation
TEMPORARY HOME			
Application fee - inclusive of initial inspection	N	$430.00	Local Government Act 2009 | Council Local Law
Additional fee - Compliance and other inspections per hour	N	$145.00	Local Government Act 2009 | Council Local Law
GENERAL LICENCE APPLICATIONS - LOCAL LAWS (Not listed above)			
Application fee - inclusive of initial inspection	N	$430.00	Local Government Act 2009 | Part 2 S97 (1)
Annual licence fee	N	$215.00	Local Government Act 2009 | Part 2 S97 (1)
Transfer fee (when permitted)	N	$215.00	Local Government Act 2009 | Part 2 S97 (1)
REPLACEMENT LICENCES			
Application for the replacement of damaged, destroyed, lost or stolen licence.	N	$70.00	Local Government Act 2009 | Part 2 S97 (1)

Name	GST	Year 23/24 Fee (incl. GST)	Legislation

RIGHT TO INFORMATION ACT

RTI fees as set by Office of Information Commission

Non-Personal Application Fee (per The Right to Information Act 2009)	N	As per the Office of Information Commission	Right to Information Regulation 2009 | Part 3.4
Processing and Access Charge (per 15 minutes)	N	As per the Office of Information Commission	Right to Information Regulation 2009 | Part 3.4
Photocopy Charges (per A4 copy per side)	N	As per the Office of Information Commission	Right to Information Regulation 2009 | Part 3.4

Name	GST	Year 23/24 Fee (incl. GST)	Legislation

SHUTE HARBOUR TRANSIT FACILITY

The schedule of fees & charges will not apply where specific individual agreements have been negotiated with Council.

CAR PARKING

UPPER PUBLIC CAR PARK

0-1 hours	Y	$2.00	Local Government Act 2009 | Part 6 S262 (3) (c)
1-2 hours	Y	$4.00	Local Government Act 2009 | Part 6 S262 (3) (c)
2-4 hours	Y	$6.00	Local Government Act 2009 | Part 6 S262 (3) (c)
4-12 hours	Y	$8.00	Local Government Act 2009 | Part 6 S262 (3) (c)
12-24 hours	Y	$10.00	Local Government Act 2009 | Part 6 S262 (3) (c)
Additional day - Fee per day	Y	$8.00	Local Government Act 2009 | Part 6 S262 (3) (c)

UPPER PUBLIC CAR PARK PERMITS

Monthly - 28 days	Y	$174.00	Local Government Act 2009 | Part 6 S262 (3) (c)
Monthly - Mon-Fri	Y	$140.00	Local Government Act 2009 | Part 6 S262 (3) (c)
Six Monthly	Y	$874.00	Local Government Act 2009 | Part 6 S262 (3) (c)
Yearly	Y	$1,398.00	Local Government Act 2009 | Part 6 S262 (3) (c)

LOWER PUBLIC CAR PARK

0-1 hours	Y	$3.00	Local Government Act 2009 | Part 6 S262 (3) (c)
1-2 hours	Y	$5.00	Local Government Act 2009 | Part 6 S262 (3) (c)
2-4 hours	Y	$7.00	Local Government Act 2009 | Part 6 S262 (3) (c)
4-12 hours	Y	$9.00	Local Government Act 2009 | Part 6 S262 (3) (c)
12-24 hours	Y	$12.00	Local Government Act 2009 | Part 6 S262 (3) (c)
Additional day - Fee per day	Y	$10.00	Local Government Act 2009 | Part 6 S262 (3) (c)

Name	GST	Year 23/24 Fee (incl. GST)	Legislation
TRADE WASTE			
APPLICATION FEE			
Category 1, Category 2 and Category 3	N	$131.00	Local Government Act 2009 | Part 6 S262 (3) (c)
RENEWAL FEES			
Category 1,2 & 3 (without Pre-treatment)	N	$108.00	Local Government Act 2009 | Part 6 S262 (3) (c)
Includes 1 inspection			
Category 1,2 & 3 (with Pre-treatment)	N	$381.00	Local Government Act 2009 | Part 6 S262 (3) (c)
Includes 1 inspection & 1 test			
VOLUMETRIC CHARGING			
Category 1 - Waste discharge <350kL per annum (per kL)	N	$0.00	Local Government Act 2009 | Part 6 S262 (3) (c)
Category 2 - Waste discharge >350 <5000 kL per annum (per kL)	N	$1.06	Local Government Act 2009 | Part 6 S262 (3) (c)
Category 3 - Waste discharge > 5000kL per annum (per kL)	N	$1.06	Local Government Act 2009 | Part 6 S262 (3) (c)
POLLUTANTS CHARGE FOR CATEGORY 3			
(within sewer admission limits)			
Chemical Oxygen Demand (COD) - per kilogram	N	$0.57	Local Government Act 2009 | Part 6 S262 (3) (c)
Total Suspended Solids (TSS) - per kilogram	N	$1.02	Local Government Act 2009 | Part 6 S262 (3) (c)
Total Phosphorus (TP) - per kilogram	N	$5.45	Local Government Act 2009 | Part 6 S262 (3) (c)
Total Kjeldahl (TKN) - per kilogram	N	$3.17	Local Government Act 2009 | Part 6 S262 (3) (c)
Total Dissolved Solids (TDS) - per kilogram	N	$1.32	Local Government Act 2009 | Part 6 S262 (3) (c)
Total Hydrocarbons (THc) - per kilogram	N	$1.87	Local Government Act 2009 | Part 6 S262 (3) (c)
Total Oil & Grease (TOG) - per kilogram	N	$1.87	Local Government Act 2009 | Part 6 S262 (3) (c)
EXCESS POLLUTANT CHARGES			
Chemical Oxygen Demand (COD) - per kilogram	N	$2.21	Local Government Act 2009 | Part 6 S262 (3) (c)
Total Suspended Solids (TSS) - per kilogram	N	$2.66	Local Government Act 2009 | Part 6 S262 (3) (c)
Total Phosphorus (TP) - per kilogram	N	$7.08	Local Government Act 2009 | Part 6 S262 (3) (c)
Total Kjeldahl (TKN) - per kilogram	N	$4.81	Local Government Act 2009 | Part 6 S262 (3) (c)
Total Dissolved Solids (TDS) - per kilogram	N	$2.63	Local Government Act 2009 | Part 6 S262 (3) (c)

continued on next page ...

Name	GST	Year 23/24 Fee (incl. GST)	Legislation
EXCESS POLLUTANT CHARGES [continued]			
Total Hydrocarbons (THc) - per kilogram	N	$3.50	Local Government Act 2009 | Part 6 S262 (3) (c)
Total Oil & Grease (TOG) - per kilogram	N	$3.50	Local Government Act 2009 | Part 6 S262 (3) (c)
OTHER CHARGES			
Late Payment Fee	N	$150.00	Local Government Act 2009 | Part 6 S262 (3) (c)
Additional Inspection	N	$164.00	Local Government Act 2009 | Part 6 S262 (3) (c)
(per hour - minimum 1 hour)			
Testing Fee	N	$377.00	Local Government Act 2009 | Part 6 S262 (3) (c)
Trade Waste Compliance Search - (within 14 days)	N	$168.00	Local Government Act 2009 | Part 6 S262 (3) (c)
Urgent Trade Waste Compliance Search (within 7 days)	N	$228.00	Local Government Act 2009 | Part 6 S262 (3) (c)
EQUIVALENT GREASE ARRESTER CHARGE			
Equivalent to 1000 litre grease trap	N	$3,572.00	Local Government Act 2009 | Part 6 S262 (3) (c)
Equivalent to 1500 litre grease trap	N	$4,938.00	Local Government Act 2009 | Part 6 S262 (3) (c)
Equivalent to 2000 litre or > grease trap	N	$6,304.00	Local Government Act 2009 | Part 6 S262 (3) (c)

Name	GST	Year 23/24 Fee (incl. GST)	Legislation
WASTE			
MUNICIPAL SOLID WASTE (HOUSEHOLD)			
Air Conditioners (each)	Y	$11.00	Local Government Act 2009 | Part 6 S262 (3) (c)
Car body (tyres, batteries, fuel and fluids to be removed) - Except Cannonvale Transfer Station	Y	$100.00	Local Government Act 2009 | Part 6 S262 (3) (c)
batteries, fuel & fluids to be removed			
Cardboard	Y	Free	Local Government Act 2009 | Part 6 S262 (3) (c)
Commingled Recyclables - Cannonvale Transfer Station Only	Y	Free	Local Government Act 2009 | Part 6 S262 (3) (c)
E-Waste (each)	Y	Free	Local Government Act 2009 | Part 6 S262 (3) (c)
Fluorescent Tube (each) - Cannonvale Transfer Station Only	Y	Free	Local Government Act 2009 | Part 6 S262 (3) (c)
Fridges & Freezers (each)	Y	$8.69	Local Government Act 2009 | Part 6 S262 (3) (c)
Green Waste - Self Haul Car/Ute/Trailer	Y	Free	Local Government Act 2009 | Part 6 S262 (3) (c)
Household Waste <2m3 (per cubic metre) - Self Haul Car/Ute/Trailer	Y	Free	Local Government Act 2009 | Part 6 S262 (3) (c)
Self Haul Municipal Solid Waste (Household Waste)			
Mattress Domestic (each)	Y	$60.00	Local Government Act 2009 | Part 6 S262 (3) (c)
Scrap Metal	Y	Free	Local Government Act 2009 | Part 6 S262 (3) (c)
CONSTRUCTION AND DEMOLITION (Landfill Pricing per tonne & Transfer Station Pricing per cubic metre)			
C&D Mixed Waste (per tonne)	Y	Fee(inc GST and Waste levy) $313.00	Waste Reduction and Recycling (Waste Levy) Amendment Act 2019 | Schedule 1
may include concrete, building materials, pipes etc			
Clean Earth (per tonne) - Conditional Acceptance by Application Subject to Council Approval	Y	Price on Application	Local Government Act 2009 | Part 6 S262 (3) (c)
Concrete (per tonne)	Y	$60.00	Local Government Act 2009 | Part 6 S262 (3) (c)
Scrap Metal (per cubic metre)	Y	$0.00	Local Government Act 2009 | Part 6 S262 (3) (c)
Scrap Metal (per tonne)	Y	Free	Local Government Act 2009 | Part 6 S262 (3) (c)
RECOVERED RESOURCES AVAILABLE AS SALEABLE PRODUCTS			
Mulch (per cubic metre)	Y	$14.00	Local Government Act 2009 | Part 6 S262 (3) (c)
Sale of mulch, subject to availability and signed indemnity form, per cubic metre loaded by site contractor			
Mulch (per tonne)	Y	$37.00	Local Government Act 2009 | Part 6 S262 (3) (c)
Subject to availability and signed indemnity form loaded by site contractor			

Name	GST	Year 23/24 Fee (incl. GST)	Legislation
TYRES			
Bobcat	Y	$24.00	Local Government Act 2009 | Part 6 S262 (3) (c)
Car/Motorbike	Y	$8.74	Local Government Act 2009 | Part 6 S262 (3) (c)
Car/Motorbike with Rim	Y	$23.00	Local Government Act 2009 | Part 6 S262 (3) (c)
Light Truck/4WD	Y	$17.50	Local Government Act 2009 | Part 6 S262 (3) (c)
Light Truck/4WD with Rim	Y	$43.12	Local Government Act 2009 | Part 6 S262 (3) (c)
Super Single	Y	$79.52	Local Government Act 2009 | Part 6 S262 (3) (c)
Truck	Y	$38.00	Local Government Act 2009 | Part 6 S262 (3) (c)
Truck with Rim	Y	$92.00	Local Government Act 2009 | Part 6 S262 (3) (c)
Tyre - Tractor/Earthmover/Grader & All Other	Y	Price on Application	Local Government Act 2009 | Part 6 S262 (3) (c)
HAZARDOUS WASTE			
Animal Carcass >30kg (per tonne) - Landfills Only	Y	Fee(inc GST and Waste levy) $290.00	Waste Reduction and Recycling (Waste Levy) Amendment Act 2019 | Schedule 1
Cylinders - Automotive Gas	Y	$33.00	Local Government Act 2009 | Part 6 S262 (3) (c)
EPIRBS (each)	Y	$5.00	Local Government Act 2009 | Part 6 S262 (3) (c)
Fire Extinguisher <10kg (each)	Y	$16.00	Local Government Act 2009 | Part 6 S262 (3) (c)
Fluoro Tube – Cannonvale Transfer Station ONLY	Y	Free	
Lead Acid Battery (each)	Y	Free	Local Government Act 2009 | Part 6 S262 (3) (c)
LPG Bottle <20kg (each)	Y	$16.00	Local Government Act 2009 | Part 6 S262 (3) (c)
Marine Flare (each)	Y	Free	Local Government Act 2009 | Part 6 S262 (3) (c)
Waste Oil Commercial (per litre)	Y	$1.16	Local Government Act 2009 | Part 6 S262 (3) (c)
Waste Oil Domestic (<20L Free, >20L commercial charges apply)	Y	Free	Local Government Act 2009 | Part 6 S262 (3) (c)
COMMERCIAL AND INDUSTRIAL (Landfill Pricing per tonne & Transfer Station Pricing per cubic metre)			
C&I Mixed Waste (per cubic metre)	Y	Fee(inc GST and Waste levy) $130.00	Waste Reduction and Recycling (Waste Levy) Amendment Act 2019 | Schedule 1
which does not contain any waste which is C&D waste within the meaning of s44 of the WRR Reg 2011			
C&I Mixed Waste (per tonne)	Y	Fee(inc GST and Waste levy) $313.00	Waste Reduction and Recycling (Waste Levy) Amendment Act 2019 | Schedule 1
which does not contain any waste which is C&D waste within the meaning of s44 of the WRR Reg 2011			
C&I Mixed Waste (per tonne) - Outside WRC Area	Y	Fee(inc GST and Waste levy) $503.00	Waste Reduction and Recycling (Waste Levy) Amendment Act 2019 | Schedule 1
from outside the WRC area			

continued on next page ...

Name	GST	Year 23/24 Fee (incl. GST)	Legislation
COMMERCIAL AND INDUSTRIAL (Landfill Pricing per tonne & Transfer Station Pricing per cubic metre) [continued]			
Cardboard (per cubic metre)	Y	$34.70	Local Government Act 2009 | Part 6 S262 (3) (c)
Cardboard (per tonne)	Y	$138.00	Local Government Act 2009 | Part 6 S262 (3) (c)
Commingled recyclables (per cubic metre) Cannonvale Transfer Station Only	Y	$32.00	Local Government Act 2009 | Part 6 S262 (3) (c)
drumMuster Agricultural Chemical Drums (each)	Y	Free	Local Government Act 2009 | Part 6 S262 (3) (c)
Accepted only at Landfills Free if cleaned to satisfactory standard as per Drummuster program, to be assessed by Landfill staff			
Green Waste (per cubic metre)	Y	$12.66	Local Government Act 2009 | Part 6 S262 (3) (c)
Green Waste (per tonne)	Y	$140.00	Local Government Act 2009 | Part 6 S262 (3) (c)
Mattress	Y	Fee(inc GST and Waste levy) $60.00	Waste Reduction and Recycling (Waste Levy) Amendment Act 2019 | Schedule 1
Polypropylene (Fertiliser Bags) - Landfills Only	Y	Free	
Tree stumps/branches >300mm diameter (per cubic metre)	Y	$25.00	Local Government Act 2009 | Part 6 S262 (3) (c)
Tree stumps/branches >300mm diameter (per tonne)	Y	$102.60	Local Government Act 2009 | Part 6 S262 (3) (c)
REGULATED WASTE Conditional Acceptance by Application Subject to Council Approval			
Animal Carcass <30kg (per tonne) - Landfills Only	Y	Free	Local Government Act 2009 | Part 6 S262 (3) (c)
Asbestos (per tonne)	Y	Fee (inc GST) $359.00 Min. Fee incl. GST: $100.00	Local Government Act 2009 | Part 6 S262 (3) (c)
Asbestos (per tonne) - Outside WRC Area	Y	Fee (inc GST) $471.00 Min. Fee incl. GST: $100.00	Local Government Act 2009 | Part 6 S262 (3) (c)
Asbestos in Clean Earth (per tonne)	Y	Fee (inc GST) $359.00 Min. Fee incl. GST: $100.00	Local Government Act 2009 | Part 6 S262 (3) (c)
Asbestos in Clean Earth (per tonne) - Outside WRC Area	Y	Fee (inc GST) $471.00 Min. Fee incl. GST: $100.00	Local Government Act 2009 | Part 6 S262 (3) (c)
Asbestos mixed with Leviable Waste (per tonne)	Y	Fee(inc GST and Waste levy) $491.00 Min. Fee incl. GST: $100.00	Waste Reduction and Recycling (Waste Levy) Amendment Act 2019 | Schedule 1

continued on next page ...

Name	GST	Year 23/24 Fee (incl. GST)	Legislation
REGULATED WASTE Conditional Acceptance by Application Subject to Council Approval [continued]			
Asbestos mixed with Leviable Waste (per tonne) - Outside WRC Area	Y	Fee(inc GST and Waste levy) $527.00 Min. Fee incl. GST: $100.00	Waste Reduction and Recycling (Waste Levy) Amendment Act 2019 | Schedule 1
Contaminated Soil (per tonne)	Y	Fee(inc GST and Waste levy) $251.00	Waste Reduction and Recycling (Waste Levy) Amendment Act 2019 | Schedule 1
Contaminated Soil (per tonne) - Outside WRC Area	Y	Fee(inc GST and Waste levy) $496.00	Waste Reduction and Recycling (Waste Levy) Amendment Act 2019 | Schedule 1
Regulated Waste Category 2 (per tonne)	Y	Fee(inc GST and Waste levy) $300.00	Waste Reduction and Recycling (Waste Levy) Amendment Act 2019 | Schedule 1
Conditional Acceptance by Application Subject to Council Approval			
Special Handling Fee (per load)	Y	$71.00	Local Government Act 2009 | Part 6 S262 (3) (c)
MUNICIPAL SOLID WASTE (HOUSEHOLD)			
240LT Wheelie Bin (each)	Y	Free	Local Government Act 2009 | Part 6 S262 (3) (c)
OTHER			
Replacement 240LT Wheelie Bin (New) includes Delivery	N	$100.00	Local Government Act 2009 | Part 6 S262 (3) (c)
Unscheduled 240L MGB General Waste kerbside collection service, other than a Contractor's Missed Service	N	$170.00	Local Government Act 2009 | Part 6 S262 (3) (c)
Waste Destruction Certificate	Y	$70.00	Local Government Act 2009 | Part 6 S262 (3) (c)

Name	GST	Year 23/24 Fee (incl. GST)	Legislation
CAMPING			
LAKE PROSERPINE			
Camping Lake Proserpine - Adult Per Night	Y	$10.00	
Campers can stay at Lake Proserpine for up to seven nights.			
Camping Lake Proserpine - Child Per Night	Y	$5.00	
Children ages 4 to 14			
Camping Lake Proserpine - Family (2 adults & 2 Children) per Night	Y	$25.00	

13.1.6 - Declaration of Water Meter Reads

DATE: Wednesday 24 May 2023

TO: Ordinary Council Meeting

AUTHOR: Patricia Jago - Coordinator Rates

AUTHORISING OFFICER: Jason Bradshaw - Director Corporate Services

PRESENTED FOR: Decision

ATTACHMENTS

Nil

PURPOSE

To obtain a resolution for the declaration of the date for the reading of water meters in the second half of the financial year 2022/2023.

OFFICER'S RECOMMENDATION

That Council declare the water meter reading date to be the 13 June 2023 for the commencement of the reading the water meters for the billing period.

BACKGROUND

Council levies water utility charges either as two-part Tariff or as Allocation Tariff. The Two-Part Tariff is a default tariff with property owners with a water connection having an annual option to elect to be charged as per the allocation tariff.

Both tariffs require the measurement of water consumption using a water meter, as the consumed quantity of water has an impact on the amount levied. Due to the large amount of water meters to be read, it is impossible to read all meters within the region on a single day. As per s102(2) of the *Local Government Regulation 2012*, for purposes for levying water tariffs, a local government may, by resolution, decide a meter is taken to have been read during the period that starts 2 weeks before, and ends 2 weeks after, the day on which the meter is actually read. This is the declaration of an effective date for water meter reads.

DISCUSSION/CURRENT ISSUE

For the first billing period of the financial year 2022/23, the water meters were read between the 5th December 2022 to 19th December 2022. The resulting water notices were issued on the 22nd February 2023.

The intention for the second billing period of the financial year is to ensure the meter reading process is completed before the end of the financial year. It is proposed to undertake and complete the water meter readings from the 13th June 2023 to 28th June 2023.

As such it is proposed that Council declare the effective date for the water meter readings for the second billing period of the financial year 2022/23 (December 22 to June 23) as the 13th June 2023.

STATUTORY/COMPLIANCE MATTERS

Local Government Act 2009 (LGA) and *Local Government Regulations 2012* (LGR)

STRATEGIC IMPACTS

Maximise the organisation's financial performance, achieving a high level of customer service, productivity and efficiency through strategic direction, expert advice, and leadership.

FINANCIAL IMPLICATIONS

The costs related to water meter reading, primarily labour and use of plant, has been budgeted within the cost code 29020.8074.8060. The declaration of an effective date for water meter reads will ensure that the issue of Water Notices is in conformance with legislative and regulatory requirements.

CONSULTATION/ENGAGEMENT

Chief Operating Officer Whitsunday Water
Director Corporate Services
Manager Financial Services
Manager Water & Sewerage Networks Operations
Coordinator Network Operations

RISK ASSESSMENT

The water meters reads must occur before the end of the financial year, to ensure the reads are within the correct timeframe.

TIMINGS/DEADLINES

As per the Local Government Act 2009 the water meter reads must be read within two weeks either side of the declared period.

CONFLICT OF INTEREST DECLARATION

Council officers contributing to the preparation and approval of this report have no conflicts of interest to declare.

HUMAN RIGHTS IMPACT

Section 58 of the *Human Rights Act 2019* specifies required conduct for public entities when acting or making a decision. Sections 15-37 of the *Human Rights Act 2019* identifies the human rights a public entity must consider in making a decision. The human rights relevant to this decision are as follows:

- Section 19 – Freedom of movement.
- Section 21 – Freedom of expression.
- Section 24 – Right to own property and not be arbitrarily deprived of property.
- Section 27 – Cultural rights – generally – all persons with a particular cultural, religious, racial, or linguistic background have the right to enjoy their culture, to declare and practice their religion and use their language.
- Section 28 – Cultural rights – Aboriginal peoples and Torres Strait Islander peoples.

This decision does not limit the above identified human rights.

ALTERNATIVES CONSIDERED

N/A

13.1.7 - Finance Report - FY 2022-23 Period ending April 2023

DATE: 26 April 2023

TO: Ordinary Council Meeting

AUTHOR: Julie Moller – Manager Strategic Finance

AUTHORISING OFFICER: Jason Bradshaw - Director Corporate Services

PRESENTED FOR: Information

ATTACHMENTS

1. A1 Monthly Financial Report April 2023 (1) [**13.1.7.1** - 7 pages]
2. Financial Statement for the period ending 30 April 2023 [**13.1.7.2** - 17 pages]
3. Capital Expenditure Report as at 30 April 2023 [**13.1.7.3** - 4 pages]

PURPOSE

To inform Council of the current financial performance and position for the period to 30 April 2023.

OFFICER'S RECOMMENDATION

That Council receive the Financial Report, Capital Expenditure Report and the Unaudited Financial Statements 2022/23 for the period ended 30 April 2023.

BACKGROUND

The Chief Executive Officer is required by Section 204(2) of the Local Government Regulation 2012 to present the financial report at a meeting of the Local Government on a monthly basis. The financial report must state the progress that has been made in relation to the Local Government's budget for the period for the financial year up to a day as near as practicable to the end of the month before the meeting is held.

Council adopted the 2022/23 Annual Budget on the 24 June 2022, adopted the Q2 budget review on the 22 February 2023 and adopted the Q3 budget review on the 10 May 2023 which is reflected in this report.

DISCUSSION/CURRENT ISSUE

Year to Date Results

This report and the attachments provide the estimated financial performance and position for the relevant period in the current financial year.

- Attachment 1 contains a summary of the financial performance with commentary around significant items.
- Attachment 2 contains the full set of unaduited financial statements, including notes thereto.
- Attachment 3 details the capital budget delivery for the period.

The following highlights some of the key results for the period ending 30 April 2023:

Focus	Details
Sustainability	Key financial sustainability indicators (ratios) are within acceptable and expected parameters (see Attachment 1).
Cash	The end of month cash balance was $129M, which is more than the minimum required levels. The higher level of cash is attributed to the timing of revenue collections and reduced expenditure for materials and services year to date. Councils' investments including term deposits with all cash held having a weighted average interest rate of 3.83% at the end of the month.
Capital	Council has delivered 55% of the full year capital budget (Q3 Review) excluding landfill remediation works and commitments for 2022/23, totalling $24.8M. This underspend has been influenced by changes in the programming of works, scheduled maintenance and recognition of multi-year projects. At Q3 budget review $14M was deferred to outer years.
Rates & Charges	Outstanding Rates & Charges have decreased from $10M in March to $6.8M in April 2023. This will continue to decrease due to our current debt recovery actions.
General Debtors	General Debtors balance is $5.7M compared to $5.5M the previous month. This balance varies depending on when invoices have been issued within the month. Recovery measures are currently in progress through a debt recovery agency for both Rates debtors and General debtors.

Budget Process Update:

- 2022/23 Budget was endorsed at the Special Budget Meeting on 24 June 2022.
- Quarter 1 Budget Review was adopted at Council's Ordinary Council Meeting on 9 November 2022.
- Quarter 2 Budget Review was adopted at Council's Ordinary Council Meeting on 22 February 2023 and is reflected in these reports.
- Quarter 3 Budget Review was adopted at Council's Ordinary Council Meeting on 10 May 2023 and is reflected in these reports.
- 2023/24 Budget is currently underway.

Rates and Charges Update:

- Supplementary Rates notices are expected to be issued 18 May and discount date will close end of June.
- Rates Water meter reading are expected to commence mid-June 2023.

Council has received confirmation of the Credit Review outcomes from the Queensland Treasury Corporation confirming the assessment as a Moderate Rating with a Neutral Outlook. This maintains the current rating previously held which is to be acknowledged as a good achievement in the current economic environment.

STATUTORY/COMPLIANCE MATTERS

Local Government Regulation 2012

204 Financial Report

(1) The local government must prepare a financial report.

(2) The chief executive officer must present the financial report -

(a) if the local government meets less frequently than monthly - at each meeting of the local government; or

(b) Otherwise - at a meeting of the local government once a month.

(3) The financial report must state the progress that has been made in relation to the local government's budget for the period of the financial year up to a day as near as practicable to the end of the month before the meeting is held.

STRATEGIC IMPACTS

Maximise the organisation's financial performance, achieving a high level of customer service, productivity and efficiency through strategic direction, expert advice and leadership.

FINANCIAL IMPLICATIONS

Maintaining a balanced budget throughout the financial year and remaining financially sustainable remain key objectives. Budget risks identified throughout the year are to be mitigated as part of Council's ongoing budget reviews. Council adopted the Quarter 3 Budget Review in May, and these budgets have been included in the attached financial reports.

CONSULTATION/ENGAGEMENT

Director Corporate Services
Manager Financial Services
Management Accountant

RISK ASSESSMENT

If actual revenue or expenditure exceeds budget, financial risks may apply. These risks will either be managed on a project basis or mitigated through the operational budgets of Council.

A budget risk register is maintained to collate any identified budget risks as they arise during the financial year to be mitigated in quarterly budget reviews.

At the end of April, Council has underspent in both the capital and operational expenses. There are a number of influencing factors that include delays with supply chain issues and a lack of key personnel to manage and deliver work including contractors. The underspend is reflected with increased cash held likely to be the result at the end of financial year.

In addition, cost of living price increases (price risks) are also being seen which will be accommodated within the budgets but may result in less outcomes being realised.

TIMINGS/DEADLINES

Mandatory each month as per Section 204 of the Local Government Regulation 2012.

CONFLICT OF INTEREST DECLARATION

Council officers contributing to the preparation and approval of this report have no conflicts of interest to declare.

HUMAN RIGHTS IMPACT

No

ALTERNATIVES CONSIDERED

N/A

FINANCIAL REPORT

Financial Year: 2022/23
Period Ending: 30 April 2023

BACKGROUND

This report provides the estimated financial performance and position of Whitsunday Regional Council for the relevant period in the current financial year against the Q3 Budget.

INCOME & EXPENDITURE

What was charged to our ratepayers/customers compared to what was spent in delivering our services.

For the period under review, Council's operating surplus stood at $18.5M, after charging depreciation (What We Set-aside for Asset Renewals) of $24.5M. Council's operating surplus is due to issuing the second half Rates and Charges.

Table 1 : Statement of Income & Expenditure

	Prev. Yr. Audited	Current Budget to date	Actual to date	% Var Current Bud v Act
What We Levied Our Ratepayers	91,390,581	96,780,574	96,134,329	99%
What We Invoiced Our Customers	26,395,334	25,437,901	21,243,483	84%
What We Rcvd. as Grants & Subsidies	9,829,633	2,740,537	2,767,455	101%
What We Rcvd. As Interest from Investment	910,236	3,005,633	3,101,455	103%
Our Other Revenue	2,473,961	2,004,902	1,832,481	91%
Our Total Recurrent Earnings	130,999,746	129,969,548	125,079,204	96%
What We Spent on Our Staff	36,155,112	34,613,899	32,365,426	94%
What We Spent on Our Suppliers	54,446,386	54,907,135	47,019,390	86%
Our Total Direct Spend	90,601,498	89,521,034	79,384,816	89%
What We Paid Our Bankers	4,403,786	2,665,979	2,674,068	100%
What We Set-aside for Asset Renewals	29,202,671	24,638,671	24,492,074	99%
Our Operating Surplus/(Deficit)	6,791,791	13,143,865	18,528,246	141%
Our Capital Revenue	63,054,191	26,715,699	22,680,451	85%
Our Capital Expenses	35,953,228	18,152,342	555,919	3%
Our Capital Surplus/(Deficit)	27,100,962	8,563,358	22,124,533	258%
Our Net Earnings	33,892,753	21,707,222	40,652,779	187%

Revenue

- Total Recurrent Earnings is on target to meet budget, currently sitting at 96%. Water revenue accruals of approximately $600K is still to be taken up at End of Financial Year. What we invoice our customers is under budget due to timing of RMPC Claims issued for works completed throughout the year.
- Interest from Investments is tracking ahead of budget due to further interest rate increases and the ability to maximise Council's return on investment. As the RBA have recently increased the cash rate again, it is expected that further revenue will be generating throughout the rest of the financial year.
- Our Capital Revenue is tracking behind budget due to timing of grant funding received.

Expenditure

- Total direct spend is below YTD budget, currently sitting at 89% which is an increase of 3% against March which reported spend of 86% of YTD budget. It is expected that the timing of operational works will bring actuals more in line with budget, however it is anticipated that the budget will not be fully consumed by EOFY. The ability to fill vacant positions is one of the key factors driving this variance in both labour costs and delivery of works, including the ability to source materials and contractors.
- Total depreciation set aside for asset renewals is on target to meet budget.

Additional details of revenue and expenditure and their comparison to budget are graphically presented below:

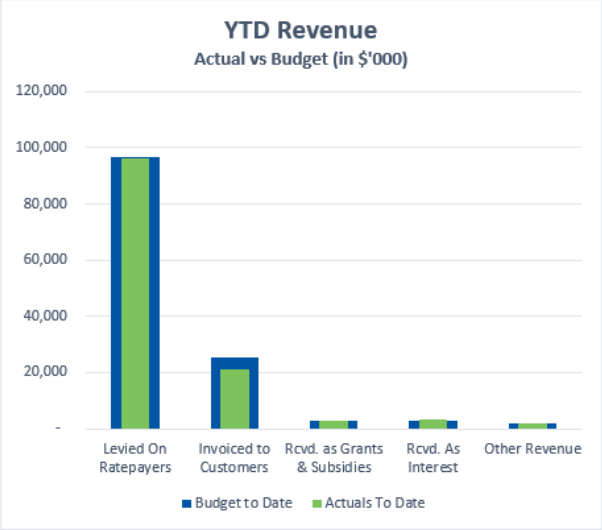

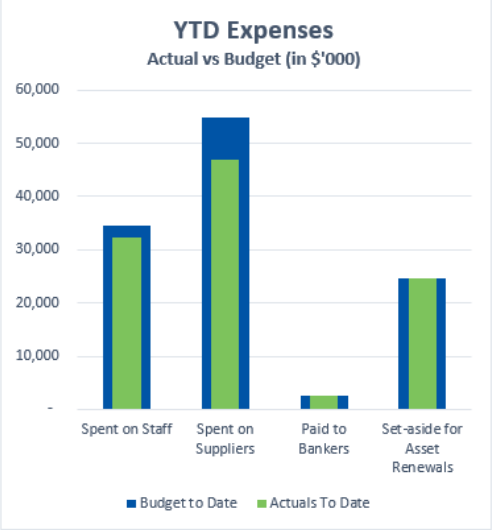

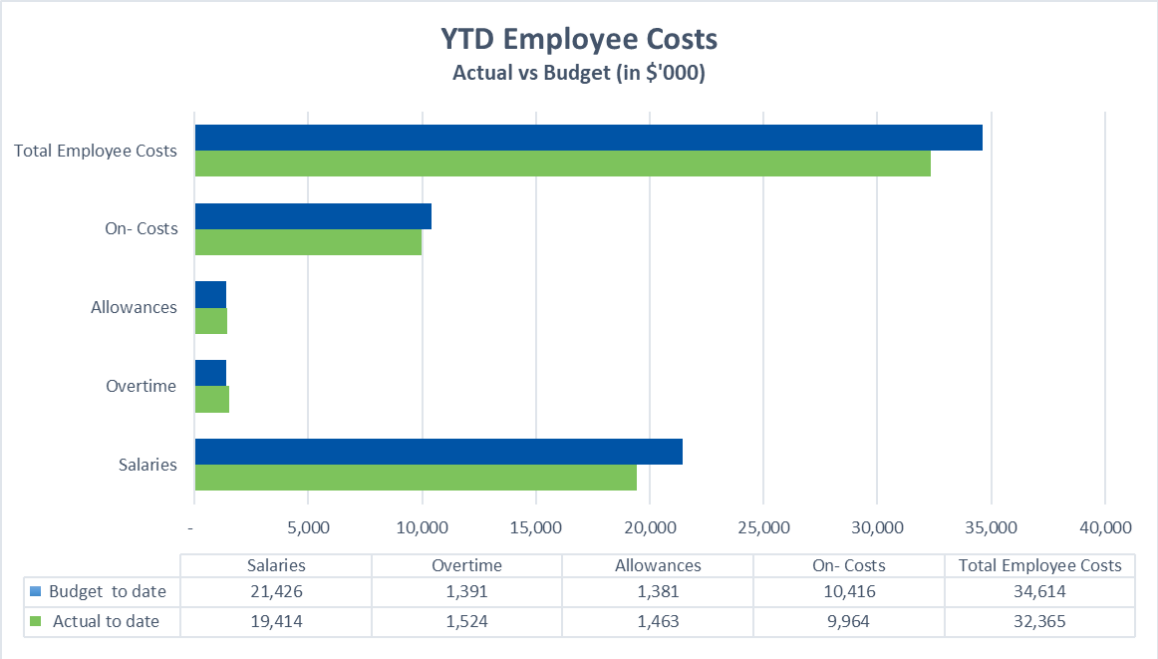

	Salaries	Overtime	Allowances	On- Costs	Total Employee Costs
Budget to date	21,426	1,391	1,381	10,416	34,614
Actual to date	19,414	1,524	1,463	9,964	32,365

COMMUNITY WEALTH

The value of resources Council has, to service our community. Net Community wealth at the end of the period stood at $1.24B.

Table 2 : Statement of Financial Position

	Prev. Yr. Audited	Annual Budget	Actual to date
What We Own	1,211,830,900	1,205,764,135	1,211,492,597
Inventory We Hold	4,543,523	4,930,000	4,799,797
What We are Owed	31,179,637	17,343,945	20,211,798
What We Have in Bank	86,724,823	103,033,599	129,404,965
Our Total Assets	1,334,278,883	1,331,071,680	1,365,909,157
What We Owe Our Suppliers	58,923,646	53,084,882	54,417,443
What We Owe Our Lenders	76,383,059	71,317,677	71,866,758
Our Total Liabilities	135,306,705	124,402,559	126,284,201
Our Community Wealth	1,198,972,178	1,206,669,121	1,239,624,956

- Cash balances (what we have in bank) remains at healthy levels and well above minimum requirements due to revenue being received form the rates levy being issued, reduced capital budget delivery, and reduced operational spending.

Debtors & Borrowings

What We Are Owed	
Category	Amount
Rates & Charges	7,310,828
General Debtors	5,448,617
GST Receivable/(Payable)	241,821
Advances to Community	1,026,000
SUB-TOTAL	14,027,266
Contract Assets	4,347,714
Water Charges not yet levied	2,756,667
Prepayments	875,207
Provision for Bad Debts	(1,795,055)
SUB-TOTAL	6,184,533
GRAND TOTAL	20,211,799

What We Have Borrowed		
Loan	Rate	Balance
81091 Gen5 05/06	7.08%	1,222,628
81092 Gen7 08/09	6.82%	3,487,149
81090 Gen8 09/10	6.33%	2,376,374
81089 Gen8 AMSU	5.07%	2,402,637
81093 STP Projects	5.25%	16,614,812
81094 WTP Projects	4.86%	8,117,572
Bowen STP 19/20	2.20%	8,431,193
WCA Run 19/20	2.20%	20,656,423
Bowen Cell 3 19/20	0.91%	1,638,596
Bowen STP 20/21	1.80%	4,992,402
TOTAL		69,939,787

What We Have Available to Borrow		
Facility	Rate	Limit
Working Capital Facility	0.10%	20,000,000
Term Loans		-
TOTAL		20,000,000

- Rates & charges owed has decreased from $10M in March to $6.8M in April. This will continue to decrease due to our current debt recovery actions.
- General Debtors balance is $5.7M compared to $5.5M the previous month. General Debtors vary depending upon when invoices have been issued within the month.
- Recovery measures are currently in progress through a professional debt recovery agency for both Rates debtors and General debtors.

Investments

	Prev. Yr	Current
Queensland Treasury Corporation	86,724,823	104,404,965
Term Deposit	-	25,000,000
Total	86,724,823	129,404,965

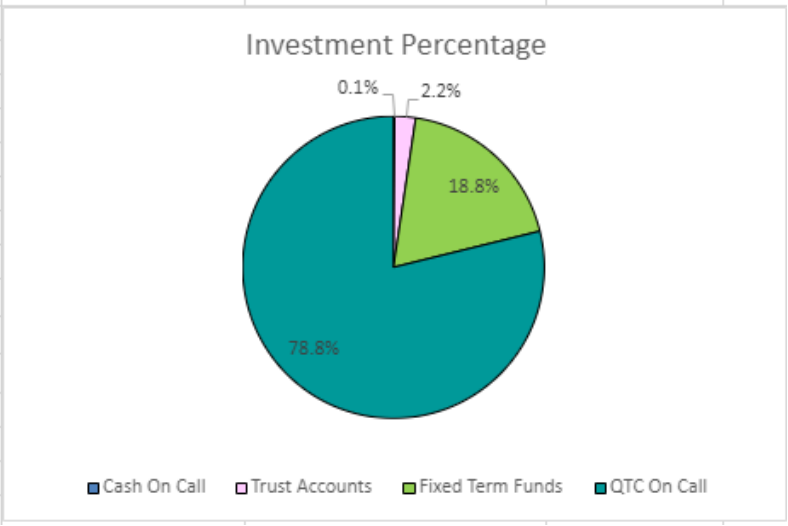

- $25M is currently invested in term deposits at competitive interest rates to maximise Council's return on investment.
- The balance of excess cash is invested with Queensland Treasury Corporation (QTC), as QTC has been providing the best returns among the acceptable counterparty institutions.
- The weighted average return on investments was at 4.05% for the month of April which has increased since last month due to the RBA's cash rate decision..

CAPITAL DELIVERY (Excluding commitments)

- $24.8M or 72% of the planned YTD capital budget of $34.4M has been delivered up to 30 April 2023. This equates to 55% of the full year capital budget of $45M being delivered to date excluding commitments.
- $16.5M has been committed to date which equates to 91% of the full year capital budget being spent or committed.
- Council has adopted Q3 Budget Review which is reflected in this report.

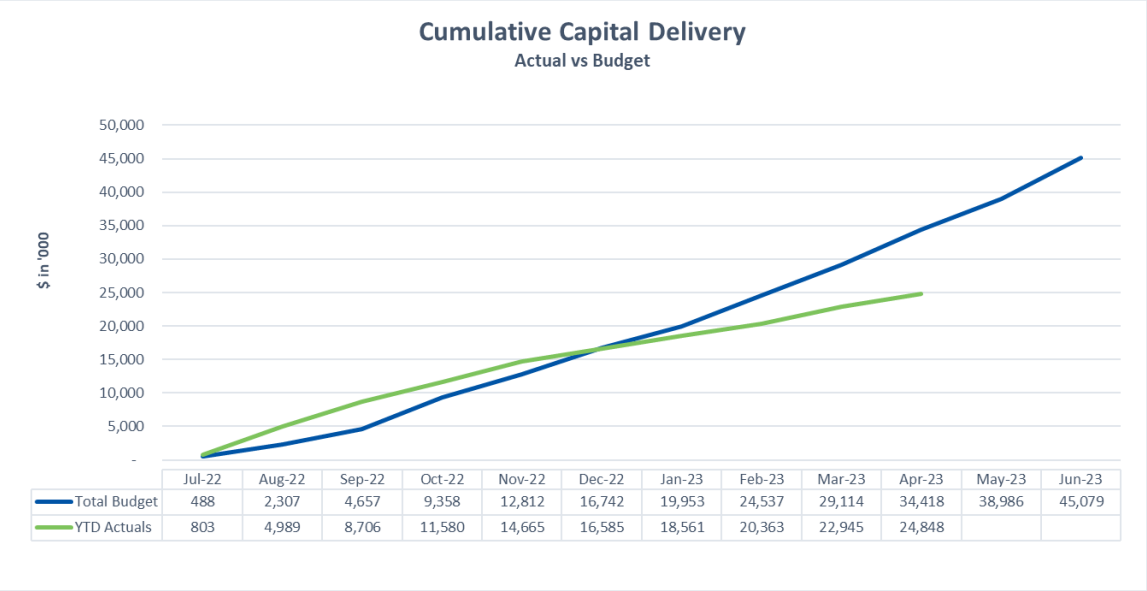

	Jul-22	Aug-22	Sep-22	Oct-22	Nov-22	Dec-22	Jan-23	Feb-23	Mar-23	Apr-23	May-23	Jun-23
Total Budget	488	2,307	4,657	9,358	12,812	16,742	19,953	24,537	29,114	34,418	38,986	45,079
YTD Actuals	803	4,989	8,706	11,580	14,665	16,585	18,561	20,363	22,945	24,848		

FINANCIAL CAPACITY

These Ratios indicate Council's financial capacity to fund operations and repay debt obligations, in the short to the medium term.

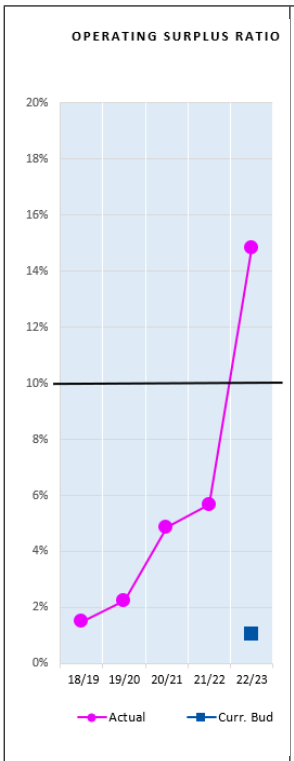

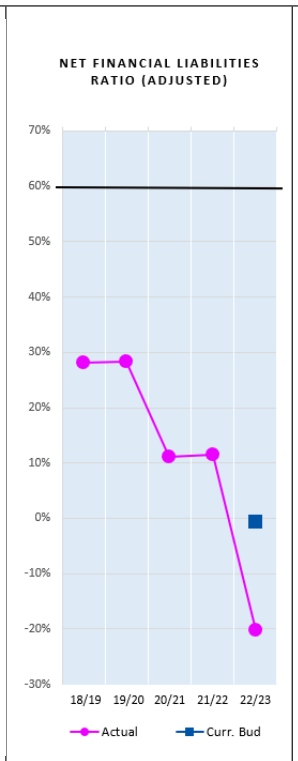

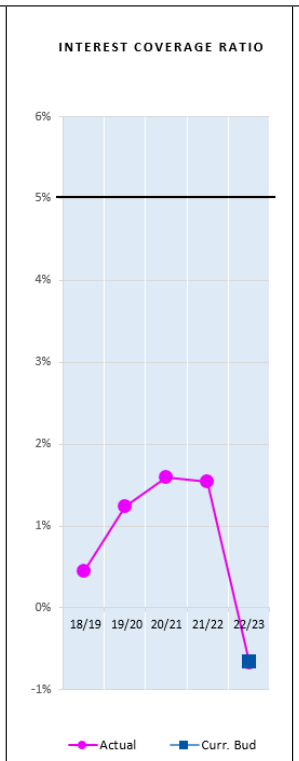

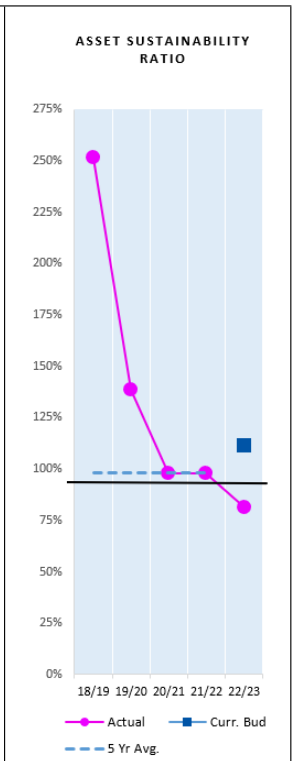

Net Operating Surplus/(Deficit) divided by Total Operating Revenue	*Total Liabilities less Current Assets divided by Total Operating Revenue*	*Net Interest Expense divided by Total Operating Revenue*	*Expenditure on Replacement Assets divided by Depreciation Expense*
Target: ***0 - 10%*** ***YTD Act:*** ***14.81%*** ***Budget:*** ***1.03%***	***Target:*** ***< 60%*** ***YTD Act:*** ***-20.15%*** ***Budget:*** ***-0.64%***	***Target:*** ***< 5%*** ***YTD Act:*** ***-0.67%*** ***Budget:*** ***-0.65%***	***Target:*** ***Avg. 90%*** ***YTD Act:*** ***81.11%*** ***Budget:*** ***111.20%***
Above target % due to timing of revenue recognition – Rates & Charges.	Above budget and maintained at a steady level below the maximum recommended levels.	Well below the recommended maximum threshold and in line with budget.	Is below target and budget due to timing of capitalisations.

BUDGET ACHIEVEMENT

Council's ability to meet annual budgeted revenue, contain costs within budgeted expenditure parameters and manage cash flows is presented below.

Item	Prev. Yr Act vs Bud	Curr. Yr. to date	Flag
Our Earnings	101%	88%	
Our Expenditure	98%	76%	
Our Capital Delivery	91%	55%	
Our Cash on Hand	110%	126%	

- Earnings and Cash on Hand indicators are within expected levels as of 30 April.
- Our Expenditure is at 76% which relates to both budget phasing to be adjusted and also impacts on delivery due to vacant positions.
- Capital delivery is at 55% of the full year budget delivered, this is below target. It is expected that this will increase as the work is completed during the rest of the financial year. The capital budget has been reviewed at Q3 budget review and projects carried over to next financial year. Based on current spend, there is still a potential for capital program not to be fully delivered by end of financial year.

- Rates Water meter reading are expected to commence mid-June 2023.
- Supplementary rates notices are expected to be issued 18 May and discount date will close end of June.
- Third Quarter budget review was adopted at Council's Ordinary Council Meeting on 10 May 2023 and is presented in these reports.
- 2023/24 Budget is currently underway.
- Budget risks are being monitored as the year progresses and will be discussed during the budget review deliberations.

WHITSUNDAY REGIONAL COUNCIL

Financial Statements
For the period ending 30 April 2023

Table of Contents

Note	
	Statement of Comprehensive Income
	Statement of Financial Position
	Statement of Changes in Equity
	Statement of Cash Flows
	Notes to the Financial Statements
1	Information about these financial statements
2	Analysis of results by function
3	Revenue
4	Grants, subsidies and contributions
5	Employee benefits
6	Materials and services
7	Finance costs
8	Capital expenses
9	Cash and cash equivalents
10	Receivables
11	Inventories
12	Investment properties
13	Property, plant and equipment
14	Trade and other payables
15	Provisions
16	Borrowings
17	Reserves
18	Reconciliation of net result for the year to net cash from operating activities
	Ratios

WHITSUNDAY REGIONAL COUNCIL

Statement of Comprehensive Income
For the period ending 30 April 2023

	Note	2023 YTD $	2022 30 June $	Budget 2022/23 $	PTD Budget 2022/23 $	Variance to Budget %
Income						
Recurrent revenue						
Rates, levies and utility charges	3 (a)	96,134,329	91,390,581	96,780,574	96,780,574	99%
Sale of goods and major services	3 (b)	14,967,917	14,675,788	19,658,112	15,713,199	95%
Fees and charges	3 (c)	3,573,253	4,201,420	4,246,950	3,559,958	100%
Lease, rental and levies		285,603	288,188	292,200	243,500	117%
Interest received		3,101,455	910,236	3,634,700	3,005,633	103%
Sales of contract and recoverable works		2,416,710	7,229,938	6,911,744	5,921,244	41%
Other recurrent income		1,832,481	2,473,961	2,408,663	2,004,902	91%
Grants, subsidies and contributions	4 (i)	2,767,455	9,829,633	7,723,309	2,740,537	101%
Total recurrent revenue		125,079,204	130,999,746	141,656,252	129,969,548	96%
Capital revenue						
Grants, subsidies and contributions	4 (ii)	21,860,577	62,299,790	27,218,489	25,641,461	85%
		21,860,577	62,299,790	27,218,489	25,641,461	85%
Total revenue		146,939,781	193,299,536	168,874,741	155,611,009	94%
Capital income		819,874	754,400	1,289,086	1,074,238	76%
Total income	2 (b)	147,759,655	194,053,936	170,163,827	156,685,247	94%
Expenses						
Recurrent expenses						
Employee benefits	5	(32,365,426)	(36,155,112)	(40,920,125)	(34,613,899)	94%
Materials and services	6	(47,019,390)	(54,446,386)	(65,875,641)	(54,907,135)	86%
Finance costs	7	(2,674,068)	(4,403,786)	(3,339,174)	(2,665,979)	100%
Depreciation and amortisation		(24,492,074)	(29,202,671)	(30,069,291)	(24,638,671)	99%
Total operating expenses		(106,550,957)	(124,207,955)	(140,204,231)	(116,825,683)	91%
Capital expenses						
Other capital expenses	8	(555,919)	(35,953,228)	(22,262,652)	(18,152,342)	3%
Total expenses	2 (b)	**(107,106,876)**	**(160,161,183)**	**(162,466,883)**	**(134,978,025)**	79%
Net result		**40,652,779**	**33,892,753**	**7,696,944**	**21,707,222**	187%
Other comprehensive income						
Items that will not be reclassified to net result						
Increase / (decrease) in asset revaluation surplus		-	5,247,434	-	-	
Total other comprehensive income for the year		-	5,247,434	-	-	
Total comprehensive income for the year		**40,652,779**	**39,140,188**	**7,696,944**	**21,707,222**	187%

The above statement should be read in conjunction with the accompanying notes and Summary of Significant Accounting Policies.

WHITSUNDAY REGIONAL COUNCIL

Statement of Appropriations
For the period ending 30 April 2023

	Note	2023 $	2022 $	**Budget 2022/23 $**
Retained surplus (deficiency) from prior years		8,495,807	10,040,818	8,495,805
Net result for the year		40,652,779	33,892,753	7,696,944
		49,148,586	43,933,571	**16,192,749**
Transfers (to) from capital account				
Transfer of capital income		(819,874)	(754,400)	(1,289,086)
Funds (utilised for) created from - capital funding		-	-	14,069,738
Transfer of capital expenses		555,919	35,953,228	22,262,652
Non-monetary capital revenue		-	(7,554,448)	-
Unspent capital revenue transferred from capital		20,470,637	13,383,203	-
Adjustment for unfunded depreciation		1,067,859	1,884,641	1,306,313
Transfer to adjust the working capital cash		-	(2,443,492)	(3,021,008)
Net capital account transfers		21,274,541	40,468,732	33,328,609
Tranfers (to) from restricted reserves				
Constrained grants and subsidy reserve		(8,467,131)	(28,041,017)	(10,056,624)
Constrained NDRRA grants reserve		(13,393,447)	(26,704,325)	(17,161,865)
Retained surplus (deficiency) available for transfer to reserves		48,562,550	29,656,961	22,302,869
Transfers (to) from reserves for future capital funding:				
Capital works reserve		(9,739,143)	(19,138,186)	(9,739,143)
Disaster resilence reserve		(3,190,182)	(366,000)	(3,190,181)
Transfers (to) from reserves for future recurrent funding purposes:				
Operational projects reserve		-	(1,656,967)	-
Retained surplus (deficit) at end of year		**35,633,225**	**8,495,808**	**9,373,546**

WHITSUNDAY REGIONAL COUNCIL

Statement of Financial Position
As at 30 April 2023

	Note	2023 $	2022 $	**Budget 2022/23 $**
Current assets				
Cash and cash equivalents	9	104,404,965	86,724,823	103,033,599
Cash investments	9	25,000,000	-	-
Receivables	10 (a)	11,965,390	12,343,398	12,743,945
Inventories	11	1,889,796	1,633,523	2,020,000
Contract assets		4,347,714	13,473,911	-
Other assets		3,873,694	5,337,328	4,600,000
		151,481,560	119,512,983	122,397,544
Non-current assets held for sale		2,910,000	2,910,000	2,910,000
Total current assets		154,391,560	122,422,983	125,307,544
Non-current assets				-
Receivables	10 (b)	25,000	25,000	-
Investment properties	12	2,188,653	2,040,000	2,040,000
Property, plant and equipment	13	1,207,398,283	1,207,885,238	1,201,484,103
Right of use assets	13	1,905,661	1,905,661	2,240,032
Total non-current assets		1,211,517,597	1,211,855,900	1,205,764,135
TOTAL ASSETS		1,365,909,157	1,334,278,883	1,331,071,680
Current liabilities				
Trade and other payables	14	4,358,035	14,856,999	15,190,000
Provisions	15	22,362,913	11,536,892	8,350,000
Borrowings	16	65,913,892	5,952,866	5,674,100
Contract liabilities		8,614,159	5,614,986	-
Total current liabilities		101,248,999	37,961,743	29,214,100
Non-current liabilities				
Trade and other payables		7,123,130	4,358,035	4,358,035
Provisions	15	11,959,206	22,556,735	25,186,847
Borrowings	16	5,952,866	70,430,193	65,643,577
Total non-current liabilities		25,035,202	97,344,962	95,188,459
TOTAL LIABILITIES		126,284,201	135,306,705	124,402,559
NET COMMUNITY ASSETS		**1,239,624,956**	**1,198,972,178**	**1,206,669,121**
Community equity				
Investment in capital assets		763,992,180	759,814,182	762,181,293
Asset revaluation surplus		362,680,628	362,680,628	362,680,628
Retained surplus		35,633,225	8,495,807	9,373,546
Reserves	17	77,318,923	67,981,560	72,433,654
				-
TOTAL COMMUNITY EQUITY		**1,239,624,956**	**1,198,972,178**	**1,206,669,121**

The above statement should be read in conjunction with the accompanying notes and Summary of Significant Accounting Policies.

WHITSUNDAY REGIONAL COUNCIL

Statement of Changes in Equity
For the period ending 30 April 2023

	Note	Total		Retained surplus		Reserves		Asset revaluation surplus	
		2023 $	2022 $	2023 $	2022 $	2023 $	2022 $	2023 $	2022 $
Balance at beginning of the year		1,198,972,178	1,155,016,109	768,309,990	741,244,821	67,981,560	56,338,095	362,680,628	357,433,194
Error correction to opening balance		-	4,815,881	-	4,815,881			-	
Restated opening balances		1,198,972,178	1,159,831,990	768,309,990	746,060,702	67,981,560	56,338,095	362,680,628	357,433,194
Net result		40,652,779	33,892,753	40,652,779	33,892,753	-	-	-	-
Other comprehensive income for the year									
Revaluations:									
Property, plant & equipment	13	-	5,274,934	-	-	-	-	-	5,274,934
Change in value of future rehabilitation costs		-	(27,500)	-	-	-	-	-	(27,500)
Total comprehensive income for the year		40,652,779	39,140,188	40,652,779	33,892,753	-	-	-	5,247,434
Transfers (to) from retained earnings and recurrent reserves		-	-	-	(1,656,967)	-	1,656,967	-	-
Transfers (to) from retained earnings and capital reserves		-	-	(9,337,363)	(9,986,498)	9,337,363	9,986,498	-	-
Balance at end of the year		1,239,624,957	1,198,972,178	799,625,405	768,309,990	77,318,923	67,981,560	362,680,628	362,680,628

The above statement should be read in conjunction with the accompanying notes and Summary of Significant Accounting Policies.

WHITSUNDAY REGIONAL COUNCIL

Statement of Cash Flows
For the period ending 30 April 2023

	Note	2023 $	2022 $	**Budget 2022/23 $**
Cash flows from operating activities				
Receipts				
General rates and utility charges		94,525,625	92,817,736	96,366,393
Sale of goods and major services		14,967,917	14,675,788	19,658,112
Lease, rental and levies, fees and charges		3,754,856	3,527,583	4,339,150
Other income		5,795,625	9,287,861	9,065,457
GST received		542,123	11,734,611	(5,056)
Receipts from customers		119,586,146	132,043,579	129,424,057
Operating grants, subsidies and contributions		4,245,065	11,254,434	7,724,441
Interest received		3,101,455	910,236	3,634,700
Payments				
Payment to employees		(32,553,260)	(36,203,939)	(40,756,912)
Payments for materials and services		(53,545,788)	(54,056,668)	(66,036,546)
GST paid		-	(12,692,061)	-
Payments to suppliers and employees		(86,099,048)	(102,952,668)	(106,793,458)
Interest expense		(2,266,697)	(2,962,173)	(3,124,174)
Net cash inflow (outflow) from operating activities		38,566,921	38,293,408	30,865,566
Cash flows from investing activities				
Government subsidies and grants		29,060,699	45,344,392	36,017,887
Capital contributions		3,447,639	2,655,816	
Payments for property, plant and equipment		(24,686,833)	(73,039,140)	(140,712,974)
Movement in work in progress		-	-	95,632,533
Payments for investment property		(161,566)	(30,603)	
Net transfer (to) from cash investments		(25,000,000)		
Proceeds from sale of property, plant and equipment		135,728	537,617	
Payments for rehabilitation work		-	-	(628,596)
Non-current assets held for sale - Proceeds from sale		822,855	-	1,037,000
Net movement in loans to community organisations		11,000	12,000	
Net cash inflow (outflow) from investing activities		(16,370,478)	(24,519,918)	(8,654,150)
Cash flows from financing activities				
Repayment of borrowings	16	(4,516,301)	(5,210,944)	(5,432,000)
Repayments made on finance leases		-	(454,787)	(470,639)
Net cash inflow (outflow) from financing activities		(4,516,301)	(5,665,731)	(5,902,639)
Net increase (decrease) in cash and cash equivalents held		17,680,142	8,107,759	16,308,777
Cash and cash equivalents at beginning of the financial year		86,724,823	78,617,064	86,724,822
Cash and cash equivalents at end of the financial year	9	**104,404,965**	**86,724,823**	**103,033,599**

The above statement should be read in conjunction with the accompanying notes and Summary of Significant Accounting Policies.

WHITSUNDAY REGIONAL COUNCIL

Statement of Capital Funding
For the period ending 30 April 2023

	Note	2023	2022	**Budget 2022/23**
		$	$	**$**
Sources of capital funding				
Excess capital revenue provided in year		(20,470,637)	(13,383,193)	(14,069,738)
Finance leases for right of use assets		-	372,072	837,257
Funded depreciation and amortisation		23,424,215	27,318,030	28,762,976
Proceeds from the sale of capital assets		958,583	537,617	594,124
Donated and contributed physical assets		-	7,554,448	-
Constrained grants, subsidies and contributions		6,356,871	26,864,545	8,349,970
Insurance reimbursed reserve and		-	222,400	-
Capital Works reserve		5,702,221	10,471,749	10,183,883
Insurance Restoration reserve		-	-	-
Constrained NDRRA grants reserve		13,393,447	26,704,325	17,161,865
		29,364,700	86,661,994	**51,820,337**
Application of capital funding				
Non-current capital assets				
Land and Improvements		-	-	
Buildings and Other Structures		18,664,970	57,484,257	39,243,332
Plant and equipment		2,571,802	8,667,528	5,954,931
Transport Infrastructure		1,867,088	26,446,237	74,749,121
Water		-	14,663,645	12,502,521
Sewerage		-	25,536,530	8,263,069
Right of use - Land		-	-	-
Right of use - Buildings		-	347,480	837,257
Right of use - Plant		-	24,592	-
Movement in capital work in progress		1,582,972	(52,204,610)	(95,632,533)
Investment property		161,566	30,603	-
		24,848,399	80,996,263	45,917,698
Principal loan redemptions				
Queensland Treasury Corporation		4,516,301	5,210,944	5,432,000
Finance leases for right of use assets		-	454,787	470,639
		4,516,301	5,665,731	5,902,639
		29,364,700	86,661,994	**51,820,337**

The above statement should be read in conjunction with the accompanying notes and Summary of Significant Accounting Policies.

WHITSUNDAY REGIONAL COUNCIL

Notes to the Financial Statements
For the period ending 30 April 2023

2 Analysis of results by program

(b) Income and expenses defined between recurring and capital, and assets are attributed to the following programs:

	Gross program income				Total income	Gross program expenses		Total expenses	Operating surplus/(deficit) from recurrent operations	Net result for year	Assets
	Recurrent revenue		Capital revenue			Recurrent	Capital				
	Grants	Other	Grants	Other							
Programs	2023 $	2023 $	2023 $	2023 $	2023 $	2023 $	2023 $	2023 $	2023 $	2023 $	2023 $
Office of the Chief Executive	222,545	341,640	-	-	564,185	(5,527,424)	-	(5,527,424)	(4,963,239)	(4,963,239)	-
Corporate Services	758,031	57,308,587	1,853,798	819,874	60,740,291	(8,246,167)	(141,350)	(8,387,517)	49,820,452	52,352,774	228,615,290
Community Environmental Services	711,170	2,751,299	14,338	-	3,476,807	(14,388,840)	(12,914)	(14,401,754)	(10,926,371)	(10,924,947)	33,819,983
Engineering	1,039,130	1,532,281	13,149,360	1,118,275	16,839,045	(30,678,897)	(401,608)	(31,080,504)	(28,107,486)	(14,241,459)	629,854,784
Waste Management	(0)	9,876,641	-	-	9,876,641	(6,990,652)	-	(6,990,652)	2,885,989	2,885,989	15,421,281
Planning & Development Assessment	-	1,514,347	-	2,329,364	3,843,711	(3,165,044)	-	(3,165,044)	(1,650,697)	678,667	-
Airport Operations	-	6,819,033	153,988	-	6,973,021	(5,697,690)	(47)	(5,697,737)	1,121,343	1,275,284	63,986,511
Quarries & Pitts	-	1,904,021	-	-	1,904,021	(2,444,908)	-	(2,444,908)	(540,887)	(540,887)	4,061,805
Shute Harbour Operations	-	2,990,059	3,190,181	-	6,180,241	(4,009,646)	-	(4,009,646)	(1,019,587)	2,170,595	52,513,020
Water Services	6,875	20,015,048	51,273	-	20,073,196	(14,833,531)	-	(14,833,531)	5,188,392	5,239,666	162,436,761
Sewerage Services	-	17,288,496	-	-	17,288,496	(10,568,160)	-	(10,568,160)	6,720,336	6,720,336	175,199,722
Total	2,737,752	122,341,452	18,412,938	4,267,513	147,759,655	(106,550,957)	(555,919)	(107,106,876)	18,528,246	40,652,779	1,365,909,158

For the year ended 30 June 2022

	Gross program income				Total income	Gross program expenses		Total expenses	Operating surplus/(deficit) from recurrent operations	Net result for year	Assets
	Recurrent revenue		Capital revenue			Recurrent	Capital				
	Grants	Other	Grants	Other							
Programs	2022 $	2022 $	2022 $	2022 $	2022 $	2022 $	2022 $	2022 $	2022 $	2022 $	2022 $
Office of the Chief Executive	309,915	323,297	-	-	633,213	(4,631,745)	-	(4,631,745)	(3,998,532)	(3,998,532)	-
Corporate Services	5,876,520	52,565,921	12,287,027	140,000	70,869,468	(6,509,608)	(549,407)	(7,059,014)	51,932,833	63,810,454	211,641,507
Community Environmental Services	578,316	3,071,771	1,196,968	163,733	5,010,789	(16,362,796)	(43,846)	(16,406,642)	(12,712,709)	(11,395,853)	14,955,142
Engineering	2,324,555	6,401,938	29,261,218	7,161,652	45,149,363	(38,585,222)	(12,032,257)	(50,617,479)	(29,858,728)	(5,468,115)	625,982,905
Waste Management	(5,403)	9,654,384	-	520,650	10,169,631	(8,591,844)	(17,568,890)	(26,160,734)	1,057,137	(15,991,103)	13,584,145
Planning & Development Assessment	-	1,889,063	-	1,392,366	3,281,429	(3,291,035)	-	(3,291,035)	(1,401,972)	(9,606)	-
Airport Operations	95,478	6,304,859	676,208	-	7,076,545	(6,517,641)	(427,848)	(6,945,488)	(117,304)	131,056	65,325,979
Quarries & Pitts	-	3,278,820	-	127,427	3,406,247	(3,900,182)	(244,665)	(4,144,847)	(621,362)	(738,600)	3,951,691
Shute Harbour Operations	559,683	1,160,928	5,308,413	-	7,029,024	(2,863,820)	(2,441,273)	(5,305,093)	(1,143,210)	1,723,931	55,898,560
Water Services	1,102	20,048,313	3,359,692	615,159	24,024,266	(19,075,255)	(1,082,464)	(20,157,719)	974,160	3,866,547	169,231,633
Sewerage Services	1,102	16,559,184	-	843,677	17,403,963	(13,239,391)	(1,562,578)	(14,801,968)	3,320,895	2,601,994	173,707,321
Total	9,741,267	121,258,479	52,089,526	10,964,664	194,053,936	(123,568,537)	(35,953,228)	(159,521,765)	7,431,209	34,532,172	1,334,278,883

WHITSUNDAY REGIONAL COUNCIL

Notes to the Financial Statements
For the period ending 30 April 2023

	Note	2023 $	2022 $
3 Revenue			
(a) Rates, levies and utility charges			
General rates		56,801,357	53,731,316
Water		11,928,827	11,186,249
Water consumption, rental and sundries		6,622,727	7,022,545
Sewerage		18,016,084	17,461,001
Waste management		7,513,976	6,577,269
Rates and utility charge revenue		100,882,970	95,978,380
Less: Discounts		(4,032,950)	(3,884,682)
Less: Pensioner remissions		(715,691)	(703,117)
		96,134,329	91,390,581
(b) Sale of goods and major services			
Lake Proserpine Commercial services		215,729	166,778
Parking and other ranger services		1,473,249	1,500,441
Refuse tips and transfer station charges		2,353,693	2,690,859
Aerodrome charges		5,084,768	4,506,407
Quarry charges		1,775,596	3,160,805
Shute harbour commercial activities		2,802,518	1,071,841
Caravan parks fees and charges		808,114	1,012,510
Water and sewerage fees and charges		454,250	566,147
		14,967,917	14,675,788
(c) Fees and Charges			
Statutory fees and charges include			
Lodgement fees		1,417,774	1,732,469
Dog registrations		232,702	234,420
Inspection fees		69,807	75,839
Licences and permits		626,118	677,358
Fines and infringements		-	-
Other statutory fees		703,276	1,102,656
User fees and charges		523,576	378,678
		3,573,253	4,201,420
4 Grants, subsidies and contributions			
(i) Recurrent			
General purpose grants		935,918	7,764,683
State government subsidies and grants		1,597,868	1,904,117
NDRRA flood damage grants for operational repairs		203,966	72,466
Cash contributions		29,703	88,366
Total recurrent revenue		2,767,455	9,829,633
(ii) Capital			
(a) Monetary revenue designated for capital funding purposes:			
Commonwealth government grants		1,319,873	5,235,848
State government subsidies and grants		3,699,619	20,149,353
NDRRA flood damage grants for capitalised repairs		13,393,447	26,704,325
Cash contributions		3,447,639	2,655,816
		21,860,577	54,745,342
(b) Non-monetary revenue received:			
Developer and other contributions of physical assets at fair value		-	7,554,448
		-	7,554,448
Total capital revenue		21,860,577	62,299,790

WHITSUNDAY REGIONAL COUNCIL

Notes to the Financial Statements
For the period ending 30 April 2023

	Note	2023 $	2022 $
5 Employee benefits			
Employee benefit expenses are recorded when the service has been provided by the employee.			
Total staff wages and salaries		23,647,059	26,977,277
Councillors' remuneration		446,791	551,808
Annual, sick and long service leave entitlements		5,363,972	5,215,591
Superannuation		3,050,237	3,507,493
		32,508,060	36,252,169
Other employee related expenses		1,214,759	1,652,269
		33,722,819	37,904,438
Less capitalised employee expenses		(1,357,394)	(1,749,326)
		32,365,426	36,155,112
6 Materials and services			
Expenses are recorded on an accruals basis as Council receives the goods or services.			
Audit of annual financial statements by the Auditor-General of Queensland		135,000	126,040
Community Donations, grants, subsidies & contributions		2,314,747	2,265,428
Legal services		1,270,244	815,410
Insurance		2,325,732	2,385,749
Consultants & Services		821,983	2,276,742
Contractors		15,753,338	19,663,075
Plant & Equipment		4,261,518	4,502,636
Advertising & Marketing		485,713	785,473
Cost of inventorys		452,510	417,351
Communications & IT		4,218,286	4,403,875
Repairs & Maintainence & Utility charges		3,080,669	3,175,942
Raw materials & consumables		7,059,994	8,363,604
Registrations & subscriptions		116,964	140,736
Saftey		625,186	890,748
Other material and services		4,097,507	4,233,577
		47,019,390	54,446,386
7 Finance costs			
Finance costs charged by the Queensland Treasury Corporation		2,266,697	2,923,156
Interest on finance leases		-	39,017
Bank charges		303,371	331,895
Impairment of receivables and bad debts written-off		104,000	962,025
Refuse sites - unwinding of discount rate on provision		-	135,799
Refuse sites - unwinding of discount rate on provision		-	11,894
		2,674,068	4,403,786
8 Capital expenses			
Loss on the sale of capital assets		-	106,760
Loss on write-off of capital assets		555,919	18,032,913
Change arising from revision of the future restoration expenditure		-	17,813,555
Total capital expenses		555,919	35,953,228

WHITSUNDAY REGIONAL COUNCIL

Notes to the Financial Statements
For the period ending 30 April 2023

	Note	2023 $	2022 $
9 Cash and cash equivalents			
Cash at bank and on hand		611,690	244,219
Deposits at call		103,793,275	86,480,604
Balance per Statement of Financial Position		104,404,965	86,724,823
Cash investments		25,000,000	-
Balance per Statement of Financial Position		129,404,965	86,724,823
Council's cash and cash equivalents are subject to a number of external restrictions that limit amounts available for discretionary or future use. These include externally imposed expenditure restrictions:			
Conract liabilities - revenue received in advance		8,614,159	5,614,986
Unspent government grants and subsidies		(0)	0
Unspent developer contributions		13,281,394	11,171,134
Total unspent external restricted cash held in reserves		21,895,553	16,786,120
Council has resolved to set aside revenue to provide funding for specific future projects that will be required to meet delivery of essential services and meet day to day operational requirements.			
Funds set aside by Council to meet specific future funding requirements		71,420,045	61,442,895
Total cash held to contribute to identified funding commitments		93,315,598	78,229,016
10 Receivables			
(a) Current			
Rateable revenue and utility charges		7,310,828	6,131,403
Other debtors		5,448,617	6,995,050
Less allowance for expected credit losess		(1,795,055)	(1,795,055)
Loans and advances to community organisations		1,001,000	1,012,000
		11,965,390	12,343,398
(b) Non-current			
Loans and advances to community organisations		25,000	25,000
		25,000	25,000
11 Inventories			
Inventories for internal use-			
Quarry and road materials		850,184	683,788
Stores and materials		1,039,612	949,735
		1,889,796	1,633,523
Valued at cost, adjusted when applicable for any loss of service potential.			
12 Investment properties			
Property held for rental income and capital growth			
Gross value at beginning of the financial year		2,040,000	1,930,000
Acquisitions		161,566	30,603
Value of asset disposed		-	-
Value of the asset written-off		(12,914)	(26,926)
Revaluation adjustment to income statement		-	106,323
Balance at end of the year		2,188,653	2,040,000
Net carrying value at end of the financial year		2,188,653	2,040,000

WHITSUNDAY REGIONAL COUNCIL

Notes to the Financial Statements
For the period ending 30 April 2023

13 Property, plant and equipment

	Note	Land and Improvements	Buildings and Other Structures	Plant and equipment	Transport Infrastructure	Water	Sewerage	Works in progress	Total plant and equipment	Right of use - Land	Right of use - Buildings	Right of use - Plant	Total right of use assets
Basis of measurement		Valuation	Valuation	Cost	Valuation	Valuation	Valuation	Cost		Cost	Cost	Cost	
Fair value category		Level 2 & 3	Level 2 & 3		Level 3	Level 3	Level 3						
		2023	2023	2023	2023	2023	2023	2023	2023	2023	2023	2023	2023
Asset values		$	$	$	$	$	$	$	$	$	$	$	$
Opening gross value as at 1 July 2022		48,299,429	181,608,012	66,340,933	700,795,363	311,326,884	228,172,087	97,992,732	1,634,535,440	1,698,923	804,738	527,909	3,031,569
Minor correction to opening balance		-	-	-	-	-	-	-	-	-	-	-	-
Addition of renewal assets		-	-	-	-	-	-	19,866,241	19,866,241				-
Addition of other assets		-	-	-	-	-	-	4,982,158	4,982,158				
								-	-	-	-	-	-
Contributed assets at valuation		-	-	-	-	-	-	-	-	-	-	-	-
Internal transfers from work in progress		-	18,664,970	2,571,802	1,867,088	-	-	(23,103,861)	-	-	-	-	-
Disposals		-	-	(586,862)	-	-	-	-	(586,862)	-	-	-	-
Write-offs		-	(273,770)	(76,797)	(457,547)	-	-	-	(808,114)	-	-	-	-
Revaluation adjustment to other comprehensive income		-	-	-	-	-	-	-	-	-	-	-	-
Internal transfers between asset classes		-	-	-	-	-	-	-	-	-	-	-	-
Transfer to investment properties		-	-	-	-	-	-	(161,566)	(161,566)	-	-	-	-
Closing gross value as at 30 June 2023		48,299,429	199,999,212	68,249,075	702,204,904	311,326,884	228,172,087	99,575,704	1,657,827,297	1,698,923	804,738	527,909	3,031,569
Accumulated depreciation and impairment													
Opening balance as at 1 July 2022		26,155	45,384,931	33,210,505	114,080,137	167,527,642	66,420,832	-	426,650,202	192,629	620,778	312,501	1,125,908
Minor correction to opening balance		-	-	-	-	-	-	-	-	-	-	-	-
Depreciation expense		-	4,761,516	3,802,555	7,374,887	4,698,741	3,854,374	-	24,492,074	-	-	-	-
Depreciation on disposals		-	-	(448,153)	-	-	-	-	(448,153)	-	-	-	-
Depreciation on write-offs		-	(108,366)	(68,177)	(88,565)	-	-	-	(265,109)	-	-	-	-
Internal transfers between asset classes		-	-	-	-	-	-	-	-	-	-	-	-
Accumulated depreciation as at 30 June 2023		26,155	50,038,081	36,496,730	121,366,459	172,226,383	70,275,206	-	450,429,014	192,629	620,778	312,501	1,125,908
Total written down value as at 30 June 2023		48,273,274	149,961,132	31,752,345	580,838,445	139,100,502	157,896,881	99,575,704	1,207,398,283	1,506,293	183,960	215,408	1,905,661
Range of estimated useful life in years		0 - 50	0 - 120	0 - 60	0 - 500	0 - 100	5 - 100			7 - 100	7 - 100	7 - 100	
Total additions in this year		96,625,013	468,427,706	174,903,024	1,527,185,809	794,880,152	526,619,380	200,734,381	4,982,158	3,590,475	2,230,254	1,368,318	7,189,047

WHITSUNDAY REGIONAL COUNCIL

Notes to the Financial Statements
For the period ending 30 April 2023

13 Property, plant and equipment - prior year

	Note	Land and Improvements	Buildings and Other Structures	Plant and equipment	Transport Infrastructure	Water	Sewerage	Works in progress	Total plant and equipment	Right of use - Land	Right of use - Buildings	Right of use - Plant	Total right of use assets
Basis of measurement		Valuation	Valuation	Cost	Valuation	Valuation	Valuation	Cost		Cost	Cost	Cost	
Fair value catergory		Level 2 & 3	Level 2 & 3		Level 3	Level 3	Level 3			Level 3	Level 3	Level 3	
		2022	2022	2022	2022	2022	2022	2022	2022	2022	2022	2022	2022
Asset Values		$	$	$	$	$	$	$	$	$	$	$	$
Opening gross value as at 1 July 2021		43,238,095	129,272,917	60,273,652	686,551,958	298,224,877	202,529,888	150,197,343	1,570,288,731	1,698,923	457,258	503,317	2,659,497
Minor correction to opening balance		-	130,000	-	4,402,153	620,371	39,839	-	5,192,362	-	-	-	-
Additions at cost		-	-	-	-	-	-	73,100,346	73,100,346				-
Addition to right of use assets									-	-	347,480	24,592	372,072
Contributed assets at valuation		-	149,040	25,355	5,921,218	615,159	843,677	-	7,554,448	-	-	-	-
Internal transfers from work in progress		-	57,335,217	8,642,174	20,525,019	14,048,486	24,692,853	(125,274,353)	(30,603)	-	-	-	-
Disposals		-	-	(2,426,838)	-	-	-	-	(2,426,838)	-	-	-	-
Write-offs		-	(5,279,163)	(25,472)	(14,612,694)	(2,211,255)	(2,045,153)	-	(24,173,736)	-	-	-	-
Revaluation adjustment to other comprehensive income		5,274,934	-	-	-	-	-	-	5,274,934	-	-	-	-
Internal transfers between asset classes		(213,600)	-	(147,937)	(1,992,292)	29,246	2,110,983	-	(213,600)	-	-	-	-
Transfer to investment properties		-	-					(30,603)	(30,603)				-
Closing gross value as at 30 June 2022		48,299,429	181,608,012	66,340,933	700,795,363	311,326,884	228,172,087	97,992,732	1,634,535,440	1,698,923	804,738	527,909	3,031,569
Accumulated depreciation and impairment													
Opening balance as at 1 July 2021		24,909	43,234,494	30,634,448	106,981,743	162,377,931	62,258,446	-	405,511,970	114,340	381,048	139,810	635,198
Minor correction to opening balance		-	-	-	337,452	38,460	570	-	376,482	-	-	-	-
Depreciation expense		1,246	4,655,003	4,383,587	8,801,238	6,239,860	4,631,027	-	28,711,961	78,289	239,730	172,691	490,710
Depreciation on disposals		-	-	(1,782,461)	-	-	-	-	(1,782,461)	-	-	-	-
Depreciation on write-offs		-	(2,504,566)	(21,401)	(2,030,417)	(1,128,790)	(482,576)	-	(6,167,750)	-	-	-	-
Internal transfers between asset classes		-	-	(3,668)	(9,879)	181	13,366	-	-	-	-	-	-
		-	-	-	-	-	-	-		-	-	-	
Accumulated depreciation as at 30 June 2022		26,155	45,384,931	33,210,505	114,080,137	167,527,642	66,420,832	-	426,650,202	192,629	620,778	312,501	1,125,908
Total written down value as at 30 June 2022		48,273,274	136,223,081	33,130,428	586,715,226	143,799,243	161,751,255	97,992,732	1,207,885,238	1,506,293	183,960	215,408	1,905,661
Range of estimated useful life in years		0 - 50	0 - 120	0 - 60	0 - 500	0 - 100	5 - 100			7 - 100	7 - 100	7 - 100	

WHITSUNDAY REGIONAL COUNCIL

Notes to the Financial Statements
For the period ending 30 April 2023

	Note	2023 $	2022 $
14 Trade and other payables			
Current			
Accrued Expenses		459,053	-
Creditors		4,533,037	10,827,812
Rates received in advance		1,972,972	3,145,584
Accrued wages and salaries		3,010	704,616
GST payable		-	-
Other employee entitlements		155,059	178,988
		7,123,130	14,856,999
Non-current			
Creditors		4,358,035	4,358,035
		4,358,035	4,358,035
15 Provisions			
Current			
Annual leave		3,922,622	3,975,743
Long service leave		4,878,290	4,402,636
Property restoration -			
(i) Refuse sites		3,158,294	3,158,513
		11,959,206	11,536,892
Non-Current			
Long service leave		1,829,972	1,714,805
Property restoration			
(i) Refuse sites		19,815,277	20,124,266
(ii) Quarry rehabilitation		717,664	717,664
		22,362,913	22,556,735
Details of movements in provisions			
(i) Refuse sites			
Balance at beginning of the year		23,282,779	7,091,339
Increase due to change in time		-	135,799
Increase (decrease) due to change in discount rate		-	(520,650)
Amount expended in year		(309,208)	(992,599)
Increase (decrease) in estimate of future cost		-	17,568,890
Balance at end of the year		22,973,571	23,282,779
Current portion		3,158,294	3,158,513
Non-current portion		19,815,277	20,124,266
		22,973,571	23,282,779
Cash funds committed to meet this liability at the reporting date are		4,533,992	4,843,200
(ii) Quarry rehabilitation			
Balance at beginning of the year		717,664	561,032
Increase due to change in time		-	11,894
Increase (decrease) due to change in discount rate		-	(157,317)
Increase (decrease) in estimate of future cost		-	302,055
Balance at end of the year		717,664	717,664
Current portion		-	-
Non-current portion		717,664	717,664
		717,664	717,664

WHITSUNDAY REGIONAL COUNCIL

Notes to the Financial Statements
For the period ending 30 April 2023

	Note	2023 $	2022 $
16 Borrowings			
(a) Current			
(i) Queensland Treasury Corporation		5,548,994	5,548,994
(ii) Finance leases for right of use assets		403,872	403,872
		5,952,866	5,952,866
(b) Non-current			
(i) Queensland Treasury Corporation		64,390,793	68,907,094
(ii) Finance leases for right of use assets		1,523,099	1,523,099
		65,913,892	70,430,193
Movements in borrowings			
(i) Queensland Treasury Corporation			
Balance at beginning of the year		74,456,088	79,667,031
Principal repayments - cash movement		(4,516,301)	(5,210,944)
Balance at end of the year		69,939,787	74,456,088
Classified as			
Current		5,548,994	5,548,994
Non-current		64,390,793	68,907,094
		69,939,787	74,456,088
Movements in lease liabilities			
Balance at beginning of the year		1,926,971	2,009,686
Additions to right-of-use assets		-	372,072
Principal repayments		-	(454,787)
Balance at end of the year		1,926,971	1,926,971
Classified as:			
Current		403,872	403,872
Non-Current		1,523,099	1,523,099
		1,926,971	1,926,971

The table below shows the maturity analysis of the lease liabilities based on contractual cashflows and therefore the amounts will not be the same as the recognised lease liability in the statement of financial position.

	-	-
Lease liability recognised in the financial statements	1,926,971	1,926,971

(iii) Reconciliation of liabilities arising from finance activities		
Loans		
Balance at beginning of the year	74,456,088	79,667,031
Cash flows during the period	(4,516,301)	(5,210,944)
Non cash flows changes in the period	-	-
Balance at end of the year	69,939,787	74,456,088
Lease liabilites		
Balance at beginning of the year	1,926,971	2,009,686
Cash flows during the period	-	(454,787)
Non cash flows changes in the period	-	-
Balance at end of the year	1,926,971	1,554,899
Total	71,866,758	76,010,987

Council does not believe that any of the leases in place are individually material.

WHITSUNDAY REGIONAL COUNCIL

Notes to the Financial Statements
For the period ending 30 April 2023

	Note	2023 $	2022 $
17 Reserves			
(a) Restricted capital reserves			
(a) Constrained grants and subsidy reserve			
Balance at beginning of the year		11,171,134	9,994,662
Transfer from retained earnings non reciprocal grants, subsidies and contributions received and allocated to specific capital projects		8,467,131	28,041,017
Transfers to the capital account funds expended in the year		(6,356,871)	(26,864,545)
Transfer to retained earnings funds expended		-	-
Balance at end of the year		13,281,394	11,171,134
(b) Constrained NDRRA grants reserve			
Balance at beginning of the year		(0)	(0)
Transfer from retained earnings for future expenditure		13,393,447	26,704,325
Transfer to the capital account funds expended in the period		(13,393,447)	(26,704,325)
		-	-
Balance at end of the year		(1)	(0)
(b) Other reserves			
Total other reserves		64,037,530	56,810,426
Total reserves		77,318,923	67,981,560
18 Reconciliation of net result for the year to net cash inflow (outflow) from operating activities			
Net result		40,652,779	33,892,753
Non-cash operating items			
Impairment of receivables and bad debts written-off		104,000	962,025
Depreciation and amortisation		24,492,074	29,202,671
Change in restoration provisions expensed to finance costs		-	147,693
		24,596,074	30,312,389
Investing and development activities			
Capital grants, subsidies and contributions		(21,860,577)	(62,299,790)
Capital income		(819,874)	(754,400)
Capital expenses		555,919	35,953,228
		(22,124,533)	(27,100,962)
Changes in operating assets and liabilities			
(Increase) decrease in receivables		263,008	211,976
(Increase) decrease in inventories (excluding land)		(256,273)	(12,887)
(Increase) decrease in other operating assets		1,463,633	(528,550)
(Increase) decrease in operating contract assets		(169,643)	878,919
Increase (decrease) in payables		(7,733,869)	1,401,317
Increase (decrease) in provisions		537,700	(314,828)
Increase (decrease) in other liabilities		-	-
Increase (decrease) in operating contract liabilities		1,647,253	545,882
		(4,248,192)	2,181,827
Net cash inflow from operating activities		38,876,129	39,286,007

WHITSUNDAY REGIONAL COUNCIL

Notes to the Financial Statements
For the period ending 28 February 2023

	2023	2022
Financial indicators and ratios of the accounts	$	$
Maintenance of Council's physical operating capability		
This indicates whether the opening capital value of the Council has been maintained by operational activities during the year. A continual decline in capital value will lead ultimately to a decline in services to the provided to the community.		
Opening capital value	1,126,672,809	1,122,494,810
Operating surplus/(deficit) in year	18,528,246	6,791,791
Transfers from operating reserves to retained earnings in year	-	(1,656,967)
Retained surplus/(deficit) brought forward from prior year	8,495,807	10,040,818
Closing balance of the opening capital value	1,153,696,862	1,137,670,452
Change in the opening capital value	27,024,054	15,175,641
	%	
Asset sustainability ratio		
Expenditure on replacement infrastructure assets divided by depreciation expense	81.1%	97.98%
Target range >90%		
Operating surplus ratio		
Net operating surplus/(deficit) divided by total operating revenue	14.81%	5.2%
Guidance range is between 0% and 10%		
Net financial liability		
Total liabilities less current assets divided by total operating revenue	-20.1%	12.1%
Guidance range is not greater than 60%		
Asset consumption ratio		
Book value of infrastructure assets divided by there gross value		
Target range is between 40% and 80%	70.7%	71.9%
Interest cover ratio		
Net interest expense divided by total operating revenue	-0.67%	1.5%
Target range is between 0% and 5%		
Working capital ratio		
Unrestricted current assets available to meet current liabilities	4.1 : 1	2.9 : 1
Guidance range 1:1 to 4:1		
Change in community equity ratio		
The percentage change in the net wealth of the Council.	3.4%	3.8%
Debt servicing ratio		
The percentage that the Council's total recurrent revenue that is used to service loan interest and principal repayments	5.4%	6.6%
General rate revenue ratio		
The Council's dependence on general rate revenue as a percentage of total recurrent revenue	45.4%	41.0%
Revenue ratio		
The Council's dependence on net rates and utility charges as a percentage of total recurrent revenue	76.9%	69.8%
Debt exposure ratio:		
The percentage of Council's capital debt to total community equity	5.8%	6.4%

Job	Description	a. Actuals to Period	b. Commitments	(a.+b.) Actuals + Commitments	d. Budget to Period	e. Total Annual Current Budget	(a./d.) % YTDAct to YTDBud	a./e. % YTD Act to Ann Bud	e.- a. Remaining Bud $
10000 - Office of the CEO									
14100 - AT - Airports - Operations									
4002	Upgrade Airport Admin Office	-	100,000	100,000	75,000	100,000			100,000
4004	Whitsunday Coast Airport Fence	54,676	-	54,676	54,676	54,676	100%	100%	0
4087	Collinsville Airport Runway Re-seal	-	-	-	-	100,000			100,000
4122	WCA Freight Hub Implementation	153,988	4,716	158,704	154,522	154,522	100%	100%	534
7033	WCA Airport Fitout	-	100,000	100,000	100,000	100,000			100,000
8594	Bowen Aerodrome Runway Repairs	116,502	136,507	253,009	197,882	247,881	59%	47%	131,379
8857	Airport & Shute Harbour Parking Improvements	34,154	848	35,002	28,390	28,390	120%	120%	(5,764)
8863	Welcome to Whitsundays Signage Proserpine Airport	-	1,162	1,162	31,491	31,491			31,491
Sub Total AT - Airports - Operations		**359,319**	**343,233**	**702,552**	**641,961**	**816,960**	**56%**	**44%**	**457,641**
14500 - AT - Shute Harbour - Operations									
4100	Small Tourism Office (STO) and Works in Addition	173,952	1,221,446	1,395,398	1,510,216	1,941,030	12%	9%	1,767,078
Sub Total AT - Shute Harbour - Operations		**173,952**	**1,221,446**	**1,395,398**	**1,510,216**	**1,941,030**	**12%**	**9%**	**1,767,078**
	Total Office of the CEO	**533,271**	**1,564,679**	**2,097,950**	**2,152,177**	**2,757,990**	**25%**	**19%**	**2,224,719**
30000 - Infrastructure Services									
33100 - Disaster Recovery									
Sub Total Disaster Recovery		**11,598,332**	**2,560,223**	**14,158,554**	**12,645,339**	**15,058,111**	**92%**	**77%**	**3,458,473**
34900 - R&D - Assets									
4023	Airlie Cresent Kerb and Channel Upgrade	107	-	107	107	107	100%	100%	0
4024	Bus Stop DDA Compliance	32,083	4,520	36,603	25,000	25,000	128%	128%	(7,083)
4025	Coconut Grove Disabled Parking Bays	14,616	2,362	16,977	24,267	24,267	60%	60%	9,651
4026	Walker Street Footpath	245,832	-	245,832	245,832	245,832	100%	100%	(0)
4028	Blake St Disabled parking bay and footpath	79,396	205	79,601	79,396	79,396	100%	100%	(0)
4029	Stewart Drive Kerb and Channel	12,834	35,597	48,431	159,930	159,930	8%	8%	147,096
4031	Mill Street Kerb and Channel	2,333	22,515	24,848	39,716	39,716	6%	6%	37,383
4033	Collinsville Pump Track	4,662	-	4,662	3,396	3,396	137%	137%	(1,266)
4034	Williams Street K&C Upgrade	2,767	-	2,767	2,767	2,767	100%	100%	(0)
4035	LRCI - Bicentennial Boardwalk refurbishment	16,304	962,637	978,942	603,537	950,000	3%	2%	933,696
4036	Neerim Cresent Stormwater Renewal	46,051	26,408	72,459	65,000	65,000	71%	71%	18,949
4037	Moonlight Drive Stormwater Upgrade	107	-	107	107	107	100%	100%	0
4038	Homestead Place Stormwater Upgrade	2,561	-	2,561	-	-			(2,561)
4039	Woodwark Cresent Stormwater Reconstruction	2,475	-	2,475	65,000	65,000	4%	4%	62,525
4083	Stormwater Renewals	1,537	-	1,537	4,000	25,000	38%	6%	23,463
4084	Eshelby Drive Footpath - Stage 1 (300m)	33,900	38,200	72,100	350,000	350,000	10%	10%	316,100
4085	Balaam Road Floodway Upgrade	1,492	-	1,492	15,140	20,000	10%	7%	18,508
4101	Kelsey Creek Road Black Spot	38,289	25,312	63,601	133,500	233,500	29%	16%	195,211
4102	Renwick Road shared path	23,005	35,350	58,355	50,000	50,000	46%	46%	26,995
4103	Cantamessa Road Culvert	4,982	-	4,982	9,500	20,000	52%	25%	15,018
5575	Proserpine Main Street Upgrade - C/W 18-19	25,161	-	25,161	25,161	25,161	100%	100%	0
8099	Molongle Creek Boat Ramp	-	17,945	17,945	-	-			-
8101	Up River Road Culvert Crossing	(19,573)	-	(19,573)	(19,573)	(19,573)	100%	100%	0
8626	Construction of Lagoon Deck and Shared Cycle Path	839	-	839	839	839	100%	100%	(0)
8629	LRCI - Edgecumbe Heights Walking Tracks Upgrade	144,665	1,040	145,705	216,866	302,230	67%	48%	157,565
8630	Forestry Road	617,478	3,247	620,726	742,312	742,312	83%	83%	124,834
8635	Port of Airlie Transit Terminal Upgrade	984	-	984	984	984	100%	100%	(0)
8637	Reseal Program	2,506	-	2,506	2,506	2,506	100%	100%	-
8639	Unsealed Roads Creek Crossing Upgrade Program	307,069	-	307,069	307,069	307,069	100%	100%	(0)
8640	Unsealed Roads Resheeting Program	687,260	164,038	851,298	1,700,369	2,045,841	40%	34%	1,358,581
8641	Wilsons Beach Rockwall	(90)	-	(90)	(90)	(90)	100%	100%	(0)
8645	Ted Cunningham Bridge Upgrade	7,541	-	7,541	6,254	6,424	121%	117%	(1,117)
8793	Adina/Wambiri intersection repair	852	-	852	853	853	100%	100%	1
8817	TMR early works - Paluma Rd to Tropic Rd	41,731	236,433	278,163	78,629	78,629	53%	53%	36,898
8861	Bus stop Shelter Program	101,029	-	101,029	101,029	101,029	100%	100%	(0)
8904	Reseal Program	919,624	631,192	1,550,816	1,405,790	1,843,752	65%	50%	924,128
8905	Catalina shared path	1,058	-	1,058	-	1,059		100%	1
8906	Heavy Formation Grading	(69,909)	-	(69,909)	-	-			69,909
8912	Calista Court Footpath	918	-	918	-	-			(918)
8938	Construction of Roundabout at intersection of Gregory and	195,014	-	195,014	194,875	194,875	100%	100%	(139)
9106	Richmond Road Floodway Upgrade (TIDS)	676,722	327,326	1,004,048	971,877	1,071,877	70%	63%	395,155
9107	Scottville Road (TIDS)	37,011	18,802	55,813	30,245	252,832	122%	15%	215,821
9108	Tondara Road Seal Project	106,720	-	106,720	93,133	106,720	115%	100%	0
9109	Queens Beach Path renewal	389	-	389	-	-			(389)
9110	Bowen Drain wall renewal	-	40,919	40,919	24,840	24,840			24,840
9236	W4Q Design & Construction of Lions Lookout - Shute Harbour	86,104	-	86,104	-	-			(86,104)
Sub Total R&D - Assets		**4,436,439**	**2,594,047**	**7,030,485**	**7,760,163**	**9,449,187**	**57%**	**47%**	**5,012,748**
36100 - OS - Parks									
1106	Front Beach Bowen Sign Upgrade	13,075	-	13,075	6,855	6,855	191%	191%	(6,220)
4022	Halpannel Park Bollard Installation	10,642	9,745	20,388	83,000	83,000	13%	13%	72,358
5632	Lake Proserpine Recreation Hub - Stage 1 - C/W 18-19	157,933	152,710	310,643	345,388	345,388	46%	46%	187,456
8625	Assets Renewal Parks and Gardens	4,302	-	4,302	108,772	108,772	4%	4%	104,470

Job	Description	a. Actuals to Period	b. Commitments	(a.+b.) Actuals + Commitments	d. Budget to Period	e. Total Annual Current Budget	(a./d.) % YTDAct to YTDBud	a./e. % YTD Act to Ann Bud	e.- a. Remaining Bud $
8825	LRCI - Cannonvale Skate Bowl Upgrade	283,902	-	283,902	723,782	723,782	39%	39%	439,880
8865	Barker Park (Tracks Design) - Bowen	199,170	-	199,170	166,317	166,317	120%	120%	(32,853)
8871	Front Beach Main Irrigation Line Renewal - Bowen	31,118	162	31,281	43,588	43,588	71%	71%	12,470
8872	Queensbeach basketball lighting - Bowen	5,056	-	5,056	18,110	18,110	28%	28%	13,054
8873	Choose Collinsville Project	131,298	1,013	132,311	48,031	150,000	273%	88%	18,702
9232	Flagstaff Hill Bowen - Timber Upgrade	24,018	-	24,018	-	-			(24,018)
9238	P & G Skate park Basketball Court Refurb, Proserpine	3,943	-	3,943	-	-			(3,943)
9239	P&G Playground Edging Replacement - Whitsunday Gardens - Pro	3,856	-	3,856	-	-			(3,856)
9240	P&G Playground Edging replacement - Keith Johns - Proserpine	5,682	-	5,682	-	-			(5,682)
9249	LRCI - Cannonvale Skate Bowl Upgrade - Stage 2	31,982	503,860	535,842	-	-			(31,982)
9250	Mural Banner Replacement - Bowen	20,227	-	20,227	-	-			(20,227)
Sub Total OS - Parks		**926,205**	**667,490**	**1,593,695**	**1,543,843**	**1,645,812**	**60%**	**56%**	**719,607**
37200 - Works for Queensland									
7048	W4Q - Cannonvale Lakes Stage 3 (part 2)	(480)	-	(480)	(480)	(480)	100%	100%	-
7914	W4Q - Henry Darwen Park Stage 2 - CW 1920	(10,336)	-	(10,336)	-	-			10,336
7916	W4Q - Lions Park, Bowen - CW 1920 - 19013	(1,982)	-	(1,982)	(1,982)	(1,982)	100%	100%	0
7918	W4Q - Movie Screen - Airlie Lagoon - CW 1920	107	-	107	107	107	100%	100%	(0)
8830	W4Q - Collinsville Aquatic Facility - pool retiling renewal	9,646	154,598	164,245	83,659	162,661	12%	6%	153,015
8832	W4Q - Collinsville Community Centre - Exterior painting	49,907	22	49,929	49,907	49,907	100%	100%	0
8833	W4Q - Case Park Walking Track Bowen	283,397	-	283,397	283,397	283,397	100%	100%	0
8834	W4Q - Brandy Creek - New Amenities	6,322	30,094	36,415	45,596	45,596	14%	14%	39,274
8839	W4Q - Mullers Lagoon bridge x 2 upgrade - Bowen	218	-	218	218	218	100%	100%	(0)
8840	W4Q - Gloucester sports park access and car park recon	357,062	-	357,062	357,062	357,062	100%	100%	0
8841	W4Q - Lions Lookout & Carpark Upgrade - Shute Harbour	137,082	579	137,661	137,082	137,082	100%	100%	0
8842	W4Q -Greening & Growing Bowen 3 - recycled water network ext	212,326	39,931	252,256	259,459	364,232	82%	58%	151,906
8843	W4Q - Sewer Relining – Regional P1 Zone	153,643	248,828	402,471	439,464	439,464	35%	35%	285,821
8844	W4Q - Bowen WTP Intake, Switchboard and Structure	124,005	120,125	244,130	318,775	400,000	39%	31%	275,995
Sub Total Works for Queensland		**1,320,916**	**594,177**	**1,915,093**	**1,972,264**	**2,237,264**	**67%**	**59%**	**916,348**
38200 - WSW - Water Operations									
4052	Mt Julian Network Reconfig	2,603	-	2,603	5,000	5,000	52%	52%	2,397
4053	Network Reconfig Island Dr WPS	10,097	80	10,177	18,677	25,000	54%	40%	14,903
4054	Jubilee Pocket Trunk Watermain	45,689	-	45,689	25,000	66,982	183%	68%	21,293
4056	Kara Crescent Pumped Zone	136	6,870	7,006	-	8,000		2%	7,864
4057	Cannon Valley Res to Parker Rd	-	4,320	4,320	-	20,000			20,000
4058	Cannonvale Reservoir Reconfig	168,496	10,166	178,662	185,000	185,000	91%	91%	16,504
4059	Coyne Rd Reservoir & PS Works	-	-	-	-	10,000			10,000
4060	Proserpine PRV Cross Connect	4,185	8,640	12,825	24,825	24,825	17%	17%	20,640
4061	Stanley Dr PS Reconfiguration	22,432	-	22,432	45,556	45,556	49%	49%	23,124
4062	Water Pump Replacement	49,921	-	49,921	70,000	70,000	71%	71%	20,079
4064	Coastal WTP - Pump and Switchb	7,510	-	7,510	15,148	50,000	50%	15%	42,490
4066	CSTWTP Compressor replacement	-	13,038	13,038	20,000	20,000			20,000
4067	Renwick Rd Trunk Watermain	27,579	-	27,579	20,000	35,000	138%	79%	7,421
4082	Water Main Renewals 22/23 - Stewart Drive, Cannonvale	10,983	-	10,983	10,000	10,983	110%	100%	0
4097	Regional Valve Replacement 22/23	27,060	390	27,450	54,538	74,538	50%	36%	47,478
4098	Emergent Works Water 22/23	28,818	19,472	48,290	102,238	158,203	28%	18%	129,385
5549	Water - New 12ML Reservoir including 2 DN500 Mains 790m long	116,369	95	116,464	130,901	130,901	89%	89%	14,532
5609	Airlie Beach Sustainable Water Project BoR R05	5,064	43,713	48,777	5,064	5,064	100%	100%	(0)
8895	New Initiative - Disaster Resiliance - Extend Fibre Infrastr	-	10,986	10,986	10,986	10,986			10,986
8921	Bowen Small Reservoir Pressure Zone	1,512	7,480	8,992	1,173	12,500	129%	12%	10,988
8922	Collinsville WTP Emergent works	29,575	-	29,575	39,539	163,666	75%	18%	134,091
8923	Facilities Instrumentation, Electrical and Control Renewals	9,524	-	9,524	34,524	34,524	28%	28%	25,000
8924	Penticost St Area Renewal	6,995	2,451	9,446	6,589	79,393	106%	9%	72,398
8925	Proserpine Bore 10 supplementary Funding for Bore moving (TM	10,487	14,582	25,069	40,000	40,000	26%	26%	29,513
8927	Collinsville Efficient Resilient Solar Program	2,876	-	2,876	16,000	61,007	18%	5%	58,131
8928	Emergent Works - Water	(10,528)	-	(10,528)	-	-			10,528
8930	Water Main Renewal - Eglington / Storey St / harrision Ct Bo	18,840	-	18,840	34,446	34,446	55%	55%	15,606
8931	Additional Bores - Proserpine WTP	37,467	58,976	96,443	80,000	160,064	47%	23%	122,597
8932	Network Instrumentation, Electrical and Control Renewals - W	1,059	-	1,059	24,360	24,360	4%	4%	23,301
8933	Regional Valve Replacement Project	95	-	95	94	94	101%	101%	(1)
9101	W&S Lab - Equipment	3,872	-	3,872	3,872	3,872	100%	100%	(0)
Sub Total WSW - Water Operations		**638,716**	**201,259**	**839,975**	**1,023,530**	**1,569,964**	**62%**	**41%**	**931,248**
38300 - WSW - Sewerage Operations									
4040	Ammonia/ Nitrate Optimisation	-	-	-	-	10,000			10,000
4041	Carlo Drive Recycled Water Main	-	-	-	-	40,000			40,000
4042	Trade Waste Submetering progra	16,518	-	16,518	20,000	20,000	83%	83%	3,482
4043	BOWSTP Spirobin biosolids	-	-	-	95,000	95,000			95,000
4044	PROSTP Spirobin	-	-	-	95,000	95,000			95,000
4045	Carlo Drive Sewer Rising Main	-	51,220	51,220	5,000	15,000			15,000
4076	Manhole Renewal - Budget Allocation	-	-	-	-	52,000			52,000
4092	Emergent Works Sewer 22/23	159,829	309,927	469,756	234,389	467,366	68%	34%	307,537
4096	Regional Sewer Pump Replacment 22/23	26,139	-	26,139	40,000	65,000	65%	40%	38,861
4112	Cannonvale STP Membrane Replacement	921,645	1,487,025	2,408,670	1,054,871	2,240,000	87%	41%	1,318,355
4204	Equipment - Sewer Camera	-	-	-	-	33,000			33,000
4931	New Bowen Sewerage Treatment Plant & Upgrades - C/W 17-18-C/	-	10,629	10,629	47,024	47,024			47,024
5539	Sewer Pump Capacity Upgrades - Combined Rising Main - C/W 18	5,695	-	5,695	10,695	22,325	53%	26%	16,630
5603	Cannonvale PS1 Renewal - C/W 18-19	1,285	3,399	4,684	4,684	4,684	27%	27%	3,399
7043	Whitsunday South Sewer Pump Well Covers	53,528	318	53,846	58,539	58,539	91%	91%	5,011

Job	Description	a. Actuals to Period	b. Commitments	(a.+b.) Actuals + Commitments	d. Budget to Period	e. Total Annual Current Budget	(a./d.) % YTDAct to YTDBud	a./e. % YTD Act to Ann Bud	e.- a. Remaining Bud $
8915	Sewer Relining – Regional P2 Zone	35,113	255,725	290,838	307,832	307,832	11%	11%	272,719
8916	STP Odour containment Panel replacement	-	67,241	67,241	-	-			-
8917	Chapman St Sewer Rising Main Replacement	15,027	4,750	19,777	14,750	46,444	102%	32%	31,417
8919	Sewer Pump Replacement Program - Regional	63,320	-	63,320	71,267	71,267	89%	89%	7,947
8920	Network Instrumentation, Electrical and Control Renewals - S	9,299	15,674	24,973	40,000	40,000	23%	23%	30,701
8935	Waste reuse to Agriculture (biosolids) Project	84,970	12,196	97,166	194,667	228,892	44%	37%	143,922
Sub Total WSW - Sewerage Operations		**1,392,366**	**2,218,104**	**3,610,470**	**2,293,718**	**3,959,373**	**61%**	**35%**	**2,567,007**
38400 - WSW - Waste & Recycling Services									
4046	Cell 6 Kelsey Creek Landfill	12,382	22,193	34,575	35,000	53,667	35%	23%	41,285
4049	KCL Landfill RRA and Transfer	51,273	4,215	55,488	90,000	350,000	57%	15%	298,727
4050	Stormwater Bowen Landfill	4,363	-	4,363	5,000	5,000	87%	87%	637
4051	Upgrade Sediment Pond 1-Kelsey	-	-	-	-	15,000			15,000
4203	Fencing- Renewal	-	14,597	14,597	-	104,000			104,000
7031	CCTV upgrade - Cannonvale Transfer Station	6,810	-	6,810	5,446	5,446	125%	125%	(1,364)
8596	Leachate and storm water management - Kelsey Creek	(2,619)	-	(2,619)	(2,619)	(2,619)	100%	100%	(0)
8820	Cannonvale Waste Transfer Station	61,415	32,365	93,780	10,190	105,190	603%	58%	43,775
9142	Kelsey Creek Landfill Cell 5 - Access Road, Leachate and	7,443	-	7,443	7,443	7,443	100%	100%	0
9157	Bowen Landfill - Culvert, Stormwater Drain, Leachate Pump	19,284	-	19,284	27,800	71,284	69%	27%	52,000
Sub Total WSW - Waste & Recycling Services		**160,351**	**73,370**	**233,721**	**178,260**	**714,411**	**90%**	**22%**	**554,060**
39100 - Quarry - Operations									
4180	Quarry Crushing Plant Renewals	28,079	-	28,079	-	-			(28,079)
9102	Cement Hopper for Pug Mill	160,500	-	160,500	-	160,000		100%	(500)
Sub Total Quarry - Operations		**188,579**	**-**	**188,579**	**-**	**160,000**	**0%**	**118%**	**- 28,579**
	Total Infrastructure Services	**20,661,903**	**8,908,670**	**29,570,573**	**27,417,117**	**34,794,122**	**75%**	**59%**	**14,130,912**
40000 - Corporate Services									
42200 - IT – Projects - Information Management									
4091	NBN 5x Hybrid Cubes to Fixed wireless towers	603,900	67,100	671,000	671,000	671,000	90%	90%	67,100
8821	CCTV, Radio links, Video conferencing and Wireless Access	3,720	5,373	9,094	8,666	8,666	43%	43%	4,946
8876	Disaster Resilence - VHF Radio Network Replacement	-	989,502	989,502	-	306,636			306,636
8878	Replacement Program - Desktop PC's and Laptop Computers	141,034	2,573	143,607	132,898	132,898	106%	106%	(8,136)
8879	Replacement Program: Local Print and File Servers x 5	(414)	-	(414)	(8,372)	(8,372)	5%	5%	(7,958)
8884	Replacement Program - CCTV Network Hardware Upgrade	103,261	62,136	165,397	120,781	120,781	85%	85%	17,520
8885	Replacement Program - CIRP - Communications Infrastructure R	15,687	-	15,687	15,687	15,687	100%	100%	(0)
8893	New Initiative ? IoT Program of Works ? Design, Install Hard	18,898	1,808	20,706	20,706	20,706	91%	91%	1,808
8894	New Initiative - Disaster Resiliance - CCTV Radio Link Cvale	1,604	-	1,604	1,604	1,604	100%	100%	0
8896	New Initiative - Disaster Resiliance - NADI - Virtualis & Ce	4,789	-	4,789	4,789	4,789	100%	100%	(0)
Sub Total IT – Projects - Information Management		**892,479**	**1,128,492**	**2,020,971**	**967,759**	**1,274,395**	**92%**	**70%**	**381,916**
42300 - IT – Operational - Technical Services									
4074	Mobility Solutions and Integrations	413	-	413	250,000	250,000	0%	0%	249,588
Sub Total IT – Operational - Technical Services		**413**	**-**	**413**	**250,000**	**250,000**	**0%**	**0%**	**249,588**
43300 - Finance - Insurance									
7886	Insurance - Bowen Reservoir- CW 1920	-	-	-	10,000	15,000			15,000
7896	Insurance - Collinsville Reservoir High Level	12,433	1,110	13,543	20,806	28,543	60%	44%	16,110
Sub Total Finance - Insurance		**12,433**	**1,110**	**13,543**	**30,806**	**43,543**	**40%**	**29%**	**31,110**
44400 - PPF - Fleet Management									
2089	Plant Purchases	1,221,453	2,491,231	3,712,684	1,461,000	2,225,973	84%	55%	1,004,520
4020	Fleet and Plant Replacement Program	96,386	559,625	656,011	271,288	722,516	36%	13%	626,130
4021	Workshop equipment 22-23	69,140	26,619	95,759	123,400	123,400	56%	56%	54,260
Sub Total PPF - Fleet Management		**1,386,979**	**3,077,475**	**4,464,454**	**1,855,688**	**3,071,889**	**75%**	**45%**	**1,684,910**
44700 - PPF - Property & Facilities									
4008	Bowen Admin Ground Floor - Mech Plant Renewal	67,357	8,900	76,257	73,451	73,451	92%	92%	6,094
4009	Bowen Lapidary Club	33,215	-	33,215	33,215	33,215	100%	100%	0
4010	Bowen PCYC - External Painting	116,563	-	116,563	116,563	116,563	100%	100%	0
4011	Buildings Painting + Signage Program	140,894	201	141,095	140,873	140,873	100%	100%	(21)
4012	Bowen Cemetery Amenities Renewal	6,367	42,394	48,760	57,136	57,136	11%	11%	50,769
4013	Bowen Workcamp Dwelling Restumping	1,887	-	1,887	177	94,000	1066%	2%	92,113
4015	Denison Park Grandstand Renewal	9,455	193,615	203,070	3,562	3,562	265%	265%	(5,893)
4016	Fuel Bowser Replacement Program	17,460	343,906	361,367	25,000	136,902	70%	13%	119,442
4018	Roller Door Replacement Program	3,633	102,430	106,063	24,442	24,442	15%	15%	20,809
4019	PEC - Storage Structure and Fit out	35,874	328,824	364,698	30,000	112,182	120%	32%	76,308
4069	Cedar Creek Amenities - Renewal	6,789	96,125	102,914	60,000	104,497	11%	6%	97,708
4070	Hansen Case Park - New Amenities	6,950	79,301	86,252	40,000	93,000	17%	7%	86,050
4071	Proserpine Cemetery - Disabled amenities upgrades	4,778	547	5,324	4,178	4,178	114%	114%	(600)
4086	Regional Airconditioning Replacement Program	37,972	-	37,972	24,300	24,300	156%	156%	(13,672)
4106	Bowen Workcamp STP Renewal	197	134,240	134,437	-	-			(197)
4202	Digital Screens	-	-	-	-	40,000			40,000
4926	Proserpine Entertainment Centre - Building Works in addition	(275,172)	9,373	(265,799)	(262,408)	(262,408)	105%	105%	12,764
5021	Collinsville Football Club Field Lighting Renewal	-	7,854	7,854	-	-			-
5617	Flagstaff Redevelopment (Grant + Insurance) - C/W 18-19	(156,251)	13,768	(142,484)	5,063	5,063	-3086%	-3086%	161,314
5640	Proserpine Administration Building Replacement - Stage 1 - C	18,399	-	18,399	-	-			(18,399)

Job	Description	a. Actuals to Period	b. Commitments	(a.+b.) Actuals + Commitments	d. Budget to Period	e. Total Annual Current Budget	(a./d.) % YTDAct to YTDBud	a./e. % YTD Act to Ann Bud	e.- a. Remaining Bud $
5642	Cannonvale/Proserpine Depot Beach Pit/Wash down bay	80	-	80	80	80	100%	100%	-
8608	Bowen Aerodrome Work Camp Dwelling - Superstructure Renewal	480	-	480	481	481	100%	100%	1
8852	Airlie Beach Lagoon Amenities Fitout and Fittings Renewal	4,778	547	5,324	4,178	4,178	114%	114%	(600)
8853	Bowen Depot Boundary Fence Renewal	45,225	-	45,225	45,225	45,225	100%	100%	0
8854	Cannonvale Mens Shed Roof + Stair Renewal	47,808	-	47,808	47,809	47,809	100%	100%	1
8858	Solar Power Generation	547,112	41,244	588,356	599,800	599,800	91%	91%	52,688
8859	Collinsville Football Club Roof Renewal	6,341	382,371	388,711	112,000	370,600	6%	2%	364,259
8867	Buildings - Floor Covering Replacement Program	12,585	-	12,585	12,584	12,584	100%	100%	(1)
8868	Relocation of Cannonvale Depot - Demountable Buildings	26,774	7,070	33,844	36,169	36,169	74%	74%	9,395
8869	Mt Coolon Community Centre - Internal / External Paint Renew	20,754	-	20,754	21,000	21,000	99%	99%	246
Sub Total PPF - Property & Facilities		**788,301**	**1,792,709**	**2,581,010**	**1,254,878**	**1,938,882**	**63%**	**41%**	**1,150,581**
	Total Corporate Services	**3,080,605**	**5,999,786**	**9,080,390**	**4,359,131**	**6,578,709**	**71%**	**47%**	**3,498,104**
60000 - Community Services									
62200 - CDL - Libraries									
4005	Bowen Library Refurbishment	4,577	44,146	48,723	-	75,000		6%	70,423
8902	Cannonvale Customer Service & Library fit out	2,250	0	2,250	2,250	2,250	100%	100%	-
Sub Total CDL - Libraries		**6,827**	**44,146**	**50,973**	**2,250**	**77,250**	**303%**	**9%**	**70,423**
62300 - CDL - Function Centres									
8901	Flagstaff Hill Cultural & Conference Centre - Capark Lightin	75,255	-	75,255	75,255	75,255	100%	100%	(0)
Sub Total CDL - Function Centres		**75,255**	**-**	**75,255**	**75,255**	**75,255**	**100%**	**100%**	**- 0**
65300 - RS - Pools, Lagoons & Enclosures									
8603	Proserpine Aquatic Facility - residence demolition and kiosk	53,740	-	53,740	53,741	53,741	100%	100%	1
8606	Wilson Beach Swimming Enclosure Refurbishment	-	-	-	-	50,000			50,000
8787	LRCI - Construction of new Collinsville Water Park	2,471	17,275	19,746	59,888	59,888	4%	4%	57,417
8874	Proserpine Pool/Waterpark Electrical Switchboard Upgrade	-	-	-	-	25,000			25,000
8899	Bowen Aquatic Facility - town pool heater replacement	204,973	737	205,710	83,410	141,781	246%	145%	(63,192)
8900	Proserpine Aquatic Facility - town pool heater replacement	127,140	713	127,853	85,748	146,782	148%	87%	19,642
Sub Total RS - Pools, Lagoons & Enclosures		**388,324**	**18,724**	**407,049**	**282,787**	**477,192**	**137%**	**81%**	**88,868**
65400 - RS - Entertainment & Conference Centres									
8532	PEC Fit out and Setup Capital	84,329	18,700	103,029	18,242	169,923	462%	50%	85,594
Sub Total RS - Entertainment & Conference Centres		**84,329**	**18,700**	**103,029**	**18,242**	**169,923**	**462%**	**50%**	**85,594**
67150 - HEC - Natural Resource Management									
4006	Frog Rock foreshore	12,000	1,545	13,545	51,420	60,000	23%	20%	48,000
4007	Dingo beach walking track	-	-	-	60,000	90,000			90,000
Sub Total HEC - Natural Resource Management		**12,000**	**1,545**	**13,545**	**111,420**	**150,000**	**11%**	**8%**	**138,000**
67350 - HEC - Environmental Health									
4200	Litter & Illegal Dumping Partnership Program 2B	5,884	14,878	20,762	-	-			(5,884)
Sub Total HEC - Environmental Health		**5,884**	**14,878**	**20,762**	**-**	**-**	**0%**	**0%**	**- 5,884**
67500 - HEC - Parking Management									
7821	Installation of Pay & Display Parking Machines - Airlie Bech	-	2,969	2,969	-	-			-
Sub Total HEC - Parking Management		**-**	**2,969**	**2,969**	**-**	**-**	**0%**	**0%**	**-**
	Total Community Services	**572,620**	**100,963**	**673,583**	**489,954**	**949,620**	**117%**	**60%**	**377,000**
	Grand Total for Period ending 30 April 2023	**24,848,399**	**16,574,097**	**41,422,496**	**34,418,379**	**45,080,441**	**72%**	**55%**	**20,230,735**

Percentage Actuals v YTD Budget	72.20%
Percentage YTD Actuals v Annual Current Budget	91.89%

13.1.8 - Corporate Services Monthly Report - April 2023

DATE: Wednesday 24 May 2023

TO: Ordinary Council Meeting

AUTHOR: Hannah Neumann - PA to the Director for Corporate Services

AUTHORISING OFFICER: Jason Bradshaw - Director Corporate Services

PRESENTED FOR: Information

ATTACHMENTS

1. Corporate Services Monthly Report April 2023 (3) [**13.1.8.1** - 27 pages]

PURPOSE

To provide an overview the Corporate Services Directorate for the month of April 2023.

OFFICER'S RECOMMENDATION

That Council receive the Corporate Services Monthly Report for April 2023.

BACKGROUND

The Corporate Services Directorate provides leadership to support the service delivery arms of Council through organisational support to the functions of Finance and Asset Management, Procurement, Fleet, Property and Facilities, Information, Communications and Technology, Information Management and Governance and Administration.

DISCUSSION/CURRENT ISSUE

The report details the work undertaken and key statistics for the month as well as commentary on the key initiatives being progressed across the organisation.

STATUTORY/COMPLIANCE MATTERS

This report is provided to support enhanced transparency and accountability in accordance with the local government principles outlined in the Local Government Act 2009.

STRATEGIC IMPACTS

Maximise the organisation's financial performance, achieving a high level of customer service, productivity and efficiency through strategic direction, expert advice and leadership.

FINANCIAL

Managed within existing budget allocations as amended.

CONSULTATION/ENGAGEMENT

Executive Manager of Procurement & Assets
Team Leader Operational Accounting
Rates Coordinator
Assets and Project Management Coordinator
Manager Innovation and Technology (Acting)
Manager Governance & Administration
Manager Strategic Finance

RISK ASSESSMENT

Regular reporting on the Department's progress and achievements ensures accountability and fosters a positive culture, whilst managing identified corporate risks.

TIMINGS/DEADLINES

Activities are reported for the month, but most have an ongoing focus over the coming months in working to the statutory deadlines on budgeting and reporting.

CONFLICT OF INTEREST DECLARATION

Council officers contributing to the preparation and approval of this report have no conflicts of interest to declare.

HUMAN RIGHTS IMPACT

Section 58 of the *Human Rights Act 2019* specifies required conduct for public entities when acting or making a decision. Sections 15-37 of the *Human Rights Act 2019* identifies the human rights a public entity must consider in making a decision. The human rights relevant to this decision are as follows:

- Section 19 – Freedom of movement.
- Section 21 – Freedom of expression.
- Section 24 – Right to own property and not be arbitrarily deprived of property.
- Section 27 – Cultural rights – generally – all persons with a particular cultural, religious, racial or linguistic background have the right to enjoy their culture, to declare and practice their religion and use their language.
- Section 28 – Cultural rights – Aboriginal peoples and Torres Strait Islander peoples.

This decision does not limit the above identified human rights.

ALTERNATIVES CONSIDERED

N/A

CORPORATE SERVICES

Information Technology
Information Management
Strategic Finance
Operational Finance
Asset Management
Rates
Procurement
Property & Facilities
Fleet Management
Governance and Administration

Monthly Report | April 2023

TABLE OF CONTENTS

Directors Report 1
Information Technology 2
Information Management 5
Financial Services 7
Asset Management 12
Procurement 14
Property & Facilities 18
Lease Update 22
Fleet Management 22
Governance & Administration 23

Directors Report

The month of April is the third quarter review point for both the operational plan and the budget. The budget review will be presented to the May meeting of Council and represent the best estimate of the year end position at this of the year. The alignment of the third quarter budget review with the preparation of the upcoming 2023/24 budget also allows for the direct correlation of the estimates for the year end and support the ground truthing of the actual costs for the current year. The budget will become the focus for the months of May and June with a planned late June adoption.

The focus for the Innovation and Technology Team continues on the delivery of projects and initiatives within the ICT Strategic Plan and in delivering service across the organisation. Areas of priority remain on securing corporate information and continuing to develop cyber security across council systems. Ongoing work is being assess through a current internal audit with learnings to support the approach and any changes in priority. Recent events are a reminder of the need for vigilance and constant attention to security.

Asset Management continues as a focus with ongoing work ensuring the structured approach to developing more robust plans and information for decision making. This work will see a focus on developing the software solution in the coming months after the evaluation of existing solutions. This work has been undertaken in conjunction with a review of the Enterprise Architecture of the current systems to ensure the consolidation of systems and that integration and information management is providing better access to data for decision making.

The Procurement Team has also been focussed on system improvements with ongoing implementation of the contract management system and the identification of other changes to the existing Technology One systems that support procurement and inventory management activities. Training and ongoing improvement of skills for procurement continues across Council to ensure improved compliance with policy and processes. The changes in contract and tender activity will now see the development of more structured arrangements to improve the efficiency of the supply in operational areas with higher volumes of lower valued goods.

The Governance team continues to ensure ongoing compliance and process applications on ‘Right to Information’ which are often time consuming and complicated. Three in Internal Audits are currently underway with reporting scheduled for the May Audit and Risk Committee meeting.

The Directorate continues to work towards delivering better solutions to ensure efficient and effective support to the operational and service delivery directorates of Council.

Jason Bradshaw

Director Corporate Services

Information Technology

Key Statistics for the Month from the ICT support desk:

Received Tickets
329 ▲25.57%

Resolved Tickets
312 ▲7.22%

Backlog Tickets
308

Service Level Agreement
83.33% ▲5.26%

Tickets Resolved at First Customer Response
80.77% ▲2.02%

Average Ticket Resolution Time (in Hours)
3d 0h 44m 51s ▲57.03%

Average Customer Interactions
0.45 ▲15.38%

Number of Closed Tickets Reopened
8 ▲300%

Tickets By Source

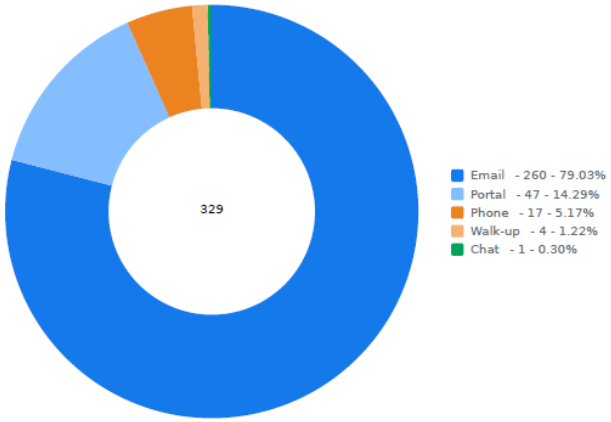

Tickets By Type

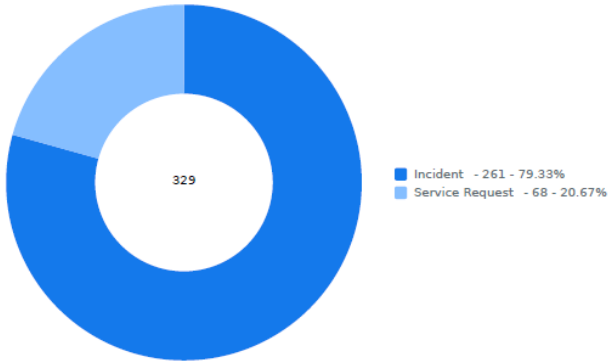

Tickets By Priority

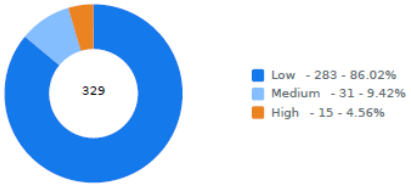

Survey Results

ICT Strategic Plan Objectives

ICT Operations		
Activity	**Description**	**Status**
Service Improvement	Develop improvements to ICT services/procedures and service management. Review ICT team skills and capabilities to align with ICT Strategic Plan initiatives.	Under review planned to commence July 2023
Disaster Recovery	Develop a Disaster Recovery Plan & Capability	Business Continuity and Disaster Recovery processes and documentation in place but requires testing, simulation and refinement.
Mobility/Remote Working	Create a device agnostic environment supporting multiple platforms that delivers the same user experience.	Ongoing activities - in addition to roll out of MFA for remote users VHF Replacement project started May 2023 to improve digital communications for remote workers using vehicle based satellite technology

ICT Governance		
Activity	**Description**	**Status**
Program & Strategic Plan Governance	Monitor Council's implementation of the Enterprise Project Support Office and adopt changes to governance and reporting requirements.	Changes under consideration outlined above. Regular engagement with EPSO.
Change Management	Develop and implement an appropriate Change Management Framework.	Change Approval Board processes in place in Innovation and Technology team. Further development required.
Vendor Performance and Contract Management	Utilise the Vendor Management Framework to ensure accountability and performance by third parties supporting Councils ICT outcomes.	Vendor Management Framework constructed.

Information & Data		
Activity	**Description**	**Status**
Data Storage Analysis	Infrastructure to support Big Data, Artificial Intelligence and Robotic Process Control will be required.	Under consideration.
Information Management Strategy	Develop a strategy to govern information access, security, storage, retention, availability, and recoverability.	Draft in progress.

Business Systems		
Activity	**Description**	**Status**
Define business system architecture	Define the Enterprise Application Architecture (EAA) to assist Council in determining solution options.	Application Architecture Catalogue and Dashboard complete May 2023.
Application Roadmap	Refresh the Application Roadmap to analyse business systems, plan upgrades and migrations and align to EAA. The Application Roadmap will inform other Business System activities in this Strategic Plan.	Need development in light of ERP road map and utilising EAA.

Enterprise Resource Planning Strategy	Define ERP roadmap by reviewing short, medium and long term system roadmaps and map to business needs.	Linked to ERP and Asset Management Improvement project.
Office 365 Enhancement	Release of enhanced functions and integrations within the Office365 suite including key security, integration and productivity features	Security and integration features actively applied. Further investigation of productivity features needs investigation.
Deploy Document Management System	Release of enhanced functions and integrations within the Office365 suite including key security, integration and productivity features.	SharePoint design underway; Records 365 80% configured; Intranet deployed; ECM upgrade to SaaS version under scope.
Executive Management System	Implement an Executive Management System to help the organisation plan and report on its goals and strategic plans.	Pulse application in use by Governance team.
Asset Management	Partner with the business to identify and implement systems that allow Council to meet its Asset Management goals and objectives.	Managed under Asset Management Improvement project.

Security		
Activity	**Description**	**Status**
Cyber Security	Incorporate the Cyber Security Strategy into the wider organisations strategy and operations to mitigate evolving cyber threats. Key focus is to ensure critical infrastructure is secure and managed.	Tender specification drafted for managed cyber security services.
Penetration Tests	Perform annual Penetration Tests and rectify identified issues.	Test due in June 2023.

Smart Regions, Digital Strategy, Community Engagement		
Activity	**Description**	**Status**
Enhance customer experience and collaboration	Implement key initiatives that are enabled by digital services to improve customer experience and engagement. Projects will include customer portals, social media, AI based tools, CRM and business process improvements.	Under consideration in Enterprise Application Architecture.

Information Management

Statistics for the month of April are as follows:

AUDIT / COMPLIANCE REQUIREMENTS		
Type	**Frequency**	**Qtr. 4**
Sentencing and disposal	Quarterly	20%

DOCUMENTATION / PUBLICATIONS REVIEW		
Type	**Frequency**	**Qtr. 4**
WRC Information Standards	Annual	95% dev
Physical Records Register	Quarterly	✓
Process & Sys Training	Bi-annually	80% dev
Enterprise Info Architect	Annual	60% dev
Information Asset Register	Annual	50% dev
IM & GIS Procedures	Annual	80% dev
Bus Info Continuity Plan	Annual	
Road Register	Two yearly	94%
Map layer data register	Quarterly	97% dev

GIS ACTIVITIES	APR	MAR	FEB
Asset Data Mtce (Hrs)	129	101	109
SSA Changes (Hrs)	56	27	31
GIS requests (No.)	53	37	27
BYDA enquiries & referrals	190	295	256
Map layers Mtce (no.)	123	53	126
New layers approved (no.)	1	3	-
Training (staff attended)	1	3	2
GIS STATISTICS			
Total Mapping Layers	8080		
RECORDS ACTIVITIES			
Searches	43	38	33
Record Dept Tasks	61	56	48
Training (staff attended)	1	2	1
NAR adjustments	477	810	709

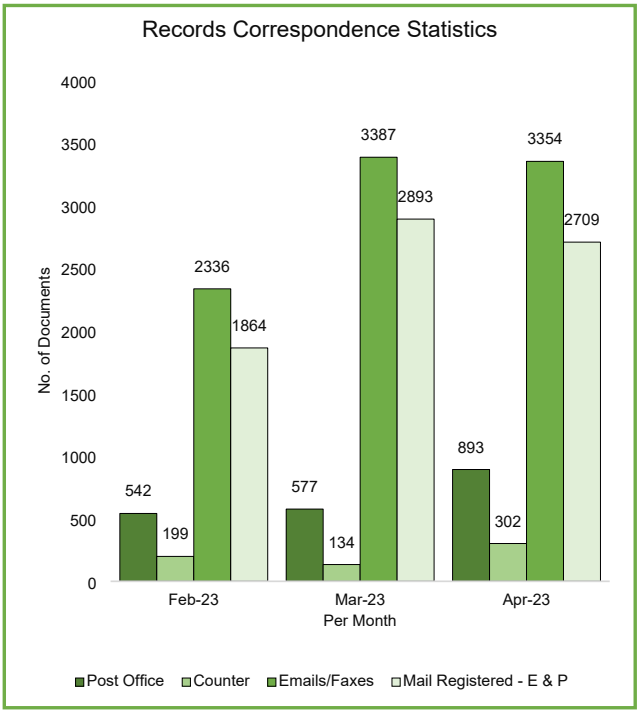

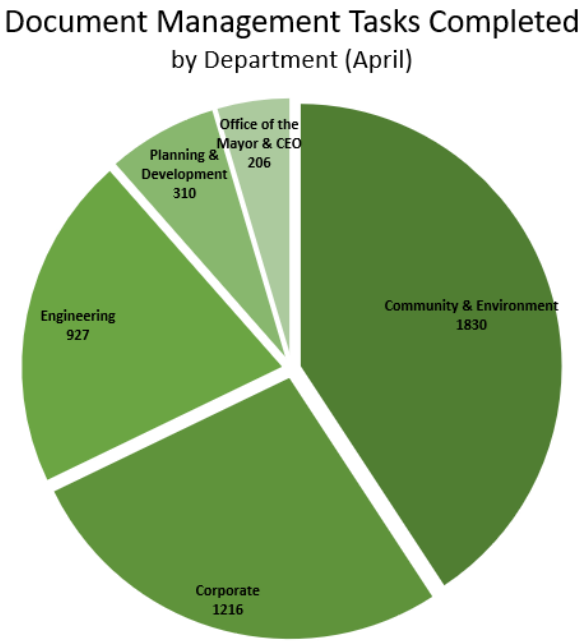

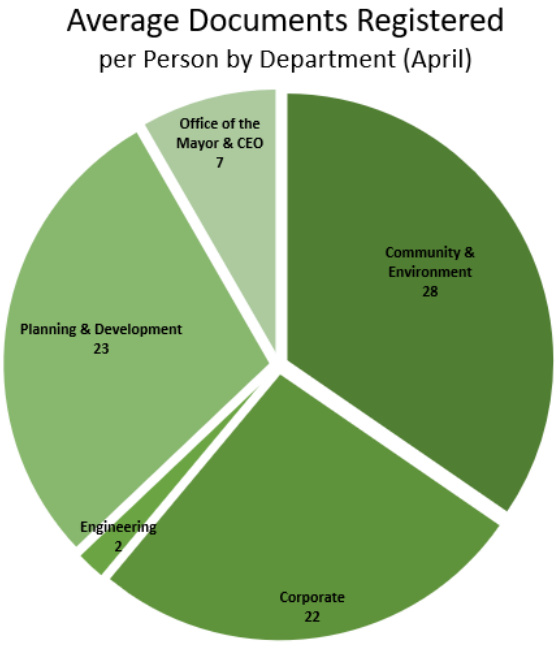

Projects

Records System Review Project This project aims to modernise the recordkeeping systems to improve usability and compliance across the organisation.	
Review and recommendations	Investigation of available systems against Council's current applications architecture and functionality. A business requirements specification report has been reviewed by the ICT Governance committee and progressed to undertaking a proof of concept of the preferred solution. Proof of concept is complete with findings and recommendation to go to the January ICT Governance/Steering Committee. Approval provided to commence project. Procurement is finalised with the Records365 implementation, existing records data extraction and migration planning underway. **February 22** – Exchange, OneDrive, and File Share connections to Records365 are underway and are at testing and rules refinement stage. ECM records extraction and transformation has commenced. Initial consultation with key staff on the Teams site structures has been undertaken and developing the full task breakdown structure of the records improvement project and developing the business file plan is well underway in preparation for the SharePoint connector configuration and rules definition in Records365. **March 22** – Business file plan detail at 50% and ECM document extract / transformation completed for all existing documents with new documents to be extracted and converted on a weekly basis until the ECM system is made read only. **April 22** – Commenced engagement with business units to finalise file plan detail. **May 22** – Continued engagement with business units to finalise file plan detail, currently sitting at 70% complete. CRM system being reviewed for streamlined functionality with customers. **June 22** – ECM data test extract provided and tested on import. Some extract modifications being documented as part of testing. Records365 SharePoint rules created to apply the correct retention to documents. SharePoint template site being created to rollout for 50 sites. Review of CRM system and categories underway. **July 22** – Validation of the ECM data test extract (30%). 30 out of 50 SharePoint sites created. CRM categories review (80%). Initial review and demo of CRM systems to build functionality requirements. **August 22** - Validation of the ECM data test extract (75%). **September 22** – Validation of the ECM data test extract completed. **March 23** – Recommenced project following a period of operational priorities. Information security design and configuration underway.

Physical Storage / Scanning	**Apr-23**	**Mar-23**	**Feb-23**	**Jan-23**	**Dec-22**	**Nov-22**	**Oct-22**	**Sep-22**
Boxes Scanned / Sentenced and Destroyed	-	256	44	-	-	-	-	-
Boxes at Council	190	190	190	234	234	234	234	234
Boxes at Remote Storage	831	831	1087	1087	1087	1087	1087	1087
Discs reviewed and registered	-	-	-	-	-	-	-	-
Scanned files for registration	58,000 Prep files	58,000 Prep files	58,000 Prep files	58,000 Prep files	58,000 Prep files	58,000 Prep files	58,000 Prep files	58,000 Prep files

This month the GIS team updated all existing asset table structures to create a consistent data structure. Work has also commenced to capture all mobile communication blackspots in the Whitsunday region, with the aim to work with communication providers to improve coverage in the future.

Financial Services

Financial Reporting

Financial Reporting KPIs:

KPI	Status	Comment
Manage end of year financial year audits within the agreed time frames set with Queensland Audit Office and achieve an unmodified audit opinion,	N/A	Audit milestones have been approved by the Audit Committee in February and signed by the CEO. Revaluations are on track for achieving a completed revaluation by the audit milestone. Draft Shell Statements have been submitted to the Audit Committee for the May meeting.
Monthly Financial Statement presented at an Ordinary Meeting within 30 days from end of month	On track	Draft Unaudited Statements presented monthly.
Manage capital and operational actuals to achieve the following local government financial sustainability ratios: Operating surplus target 0 -10% Net Financial liabilities target < 60% Interest coverage target < 5% Asset sustainability target average 90%	On track	All ratios within tolerance and reported as part of the Council's monthly report.
Quarterly Budget Review adopted at an Ordinary Meeting within 60 days of end of quarter	Complete	Q1 (Quarter 1) Review budget was adopted by Council on the 9 November 2022. Q2 was adopted by Council on the 22nd of February 2023. Q3 was adopted by Council on the 10th May 2023.
Update Queensland Treasury Corporation (QTC) Financial Forecast Model to ensure Council maintains its 2020 credit rating of Moderate with a Neutral outlook.	Complete	QTC financial forecast model has been updated and lodged with QTC in September. QTC were on-site in February 2023 to enable Council officers to present the QTC Strategic Review. Council's credit rating has been maintained as Moderate with a Neutral outlook. The Moderate credit rating reflects a low debt profile and high serviceability as well as adequate liquidity and leverage measures. Total debt is also decreasing over time with Council, who last borrowed in FY20, forecasting no borrowings over the next yen years. Operating performance is also adequate with operating surpluses achieved historically and forecast over the medium term. The Neutral outlook reflects the expectation that there are no known foreseeable events over the next 24 months that would have an impact on WRC's capacity to meet its financial commitments or result in a change in rating.

Budgeting

2022/23 Budget

Council's budget for 2022/23 was adopted at the Special Meeting on 24 June 2022. Quarter 1 budget review was adopted by Council on the 9th of November 2022. Quarter 2 budget review was adopted by Council on the 22nd of February 2023 with significant capital budget being deferred in line with realistic expectations of delivery. Quarter 3 budget review was adopted by Council on the 10th May 2023.

2023/24 Budget

The budget process is well underway with many workshops both internally and with Councillors being held throughout March, April and May. The budget is scheduled for adoption on the 30th June 2023.

Borrowings & Treasury Management

As of the 30th of April 2023, Council held the below split of investments of its total cash balance:

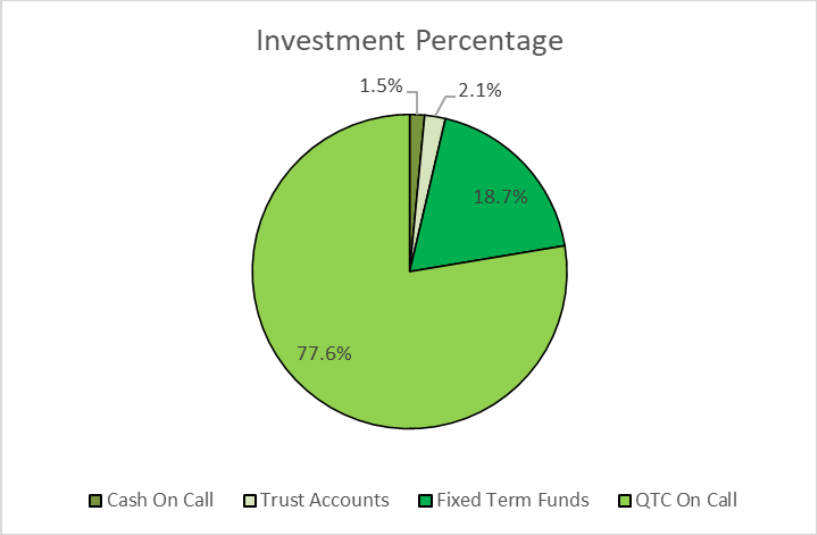

Debtor Management

New Credit Applications

Name	Approved Limit
Jeremy Smith Carpentry	$2,000
M and L Ogden	$2,000

Rates & Charges Debtors*

Month	2022/23		2021/22		2020/21		2019/20	
	Outstanding $	%	Outstanding $	%	Outstanding $	%	Outstanding $	%
June			2,667,538	4%	3,966,010	7%	4,509,658	10%
May			4,103,114	9%	4,524,316	10%	5,739,965	13%
April	4,776,021	9.68%	5,414,742	12%	5,566,736	12%	6,676,360	14%
March	7,344,446	15%	8,680,758	24%	7,696,368	16%	8,782,286	20%
February	37,242,789	75%	36,212,224	94%	30,185,445	68%	28,950,351	67%
January	1,711,158	3%	2,217,666	5%	46,515,003	95%	44,476,445	96%
December	2,559,757	5%	3,117,376	7%	3,974,938	9%	2,774,538	6%
November	3,558,334	7%	4,584,424	10%	4,909,318	10%	5,085,705	12%
October	4,388,616	9%	9,176,980	16%	6,205,134	14%	5,833,001	12%
September	6,483,867	13%	31,470,321	92%	9,841,158	20%	7,601,554	16%
August	31,439,736	36%	46,853,689	98%	40,432,288	83%	13,344,529	29%
July	50,317,256	94%	2,105,221	4.71%	3,440,135	8%	41,728,111	92%
Gross Revenue Budget	**96,348,979**		**90,550,910**		**88,656,616**		**88,669,880**	

** Note: The above amounts are net of rates credits.*

Council will continue to receive and assess any payment arrangements that are proposed by ratepayers and manage outstanding arrears in accordance with policy and standard processes.

Rates and Charges Debtors

Council commenced the sale of properties for rate arrears in November 2022. The auction was held on Friday 28th April 2023 at 10am in Bowen Council Chambers. Of the original list of 37 properties, 24 properties paid in full prior to the auction date and one property sold at auction to clear the outstanding debt. The below details the outcome of the Intention to Sell process:

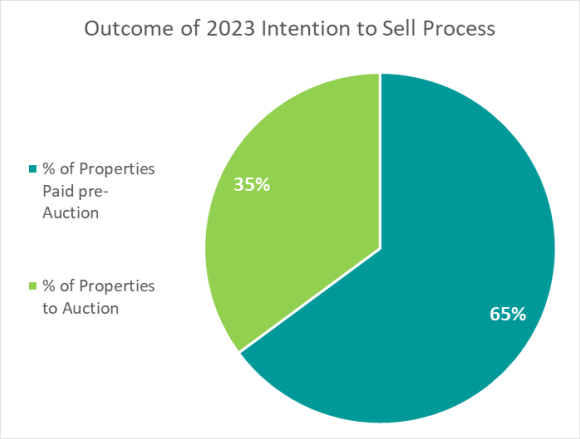

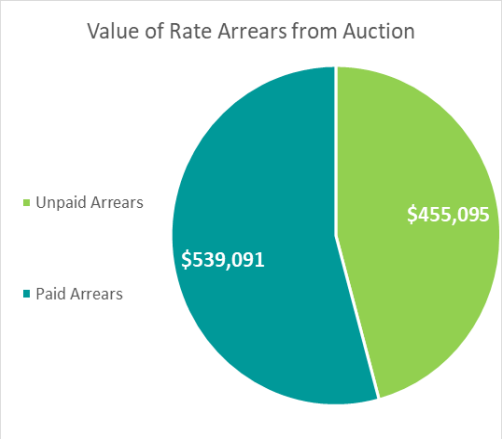

General Debtors

Full provision was made in the financial statements of 2020/21 for the debts owed to Council from the Virgin Australia Group (including Tiger Airways), prior to the organisation going into receivership. Council continues to receive updates from the administrators on these debts, and we received the first dividend of $24.5k from the administrators (Deloitte Touché Tohmatsu Limited). A final distribution will be made in late 2023 as per circular received in November 2022.

Council has seen an increase in the total outstanding general debts from previous financial years, due to the changes in accounting treatment for timing of revenue recognition.

Outstanding General Debtors

Month/Period	Current	30 Days	60 Days	90 Days	>90 Days	TOTAL
2022/2023						
April 2023	1,954,355	613,664	284,943	24,833	432,606	3,310,401
March 2023	2,373,312	481,010	45,491	35,868	473,292	3,408,974
February 2023	1,500,241	202,897	41,268	100,970	457,068	2,302,444
January 2023	1,198,467	479,933	119,460	92,217	533,911	2,423,988
December 2022	1,391,116	651,890	100,130	39,812	534,994	2,717,944
November 2022	3,149,578	324,111	66,507	116,510	532,568	5,411,612
October 2022	1,290,298	974,852	1,405,924	49,678	535,255	4,255,108
September 2022	1,954,553	1,543,518	40,061	19,639	608,151	4,165,921
August 2022	2,783,520	447,582	118,779	52,499	570,881	3,973,261
July 2022	732,701	2,126,000	95,329	22,875	574,961	3,551,867
Prior Financial Years						
June 2021/22	2,535,408	1,605,359	278,446	23,441	596,871	5,039,525
June 2020/21	3,117,893	307,329	45,360	10,457	904,325	4,385,364
June 2019/20	912,558	370,906	79,621	40,848	169,202	1,573,135
June 2018/19	5,408,713	1,549,732	90,492	19,341	56,372	7,124,650
June 2017/18	4,825,162	549,066	63,996	5,154	158,649	5,602,027

Comparison with current and prior financial years:

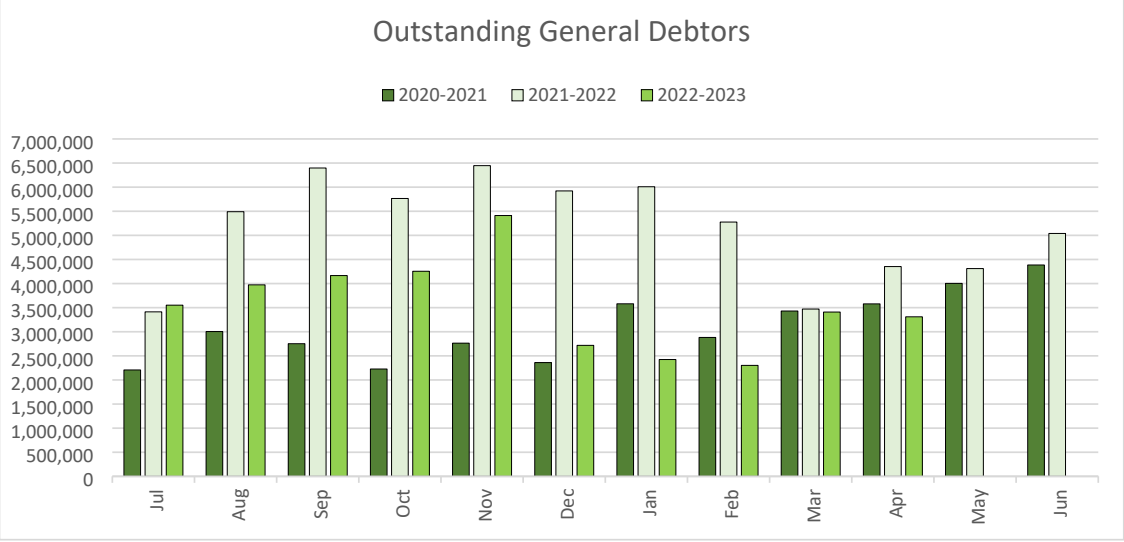

Insurance

Current claims and processing status

Insurance Claims	Third party – Motor Vehicle	Third party – Property	Third party – Injury	Council – Motor Vehicle	Council – Property	Total
2022/2023						
July 2022	3	1	1	1	0	6
August 2022	1	1	0	2	0	4
September 2022	1	0	0	0	0	1
October 2022	1	1	0	1	1	4
November 2022	0	0	0	0	0	0
December 2022	2	1	0	1	0	4
January 2023	4	0	0	1	0	5
February 2023	3	0	0	0	0	3
March 2023	5	1	0	0	1	7
April 2023	4	0	0	1	0	5
Total Historical Claims						
2021/2022	**26**	**3**	**6**	**11**	**7**	**53**
2020/2021	**16**	**0**	**13**	**6**	**8**	**43**

Current Claims not Finalised	
Public Liability	25
Professional Indemnity	0
Property	1
Motor Vehicle	3
Total	29

The outstanding claims will be monitored, and any irregularities reported to Council on a case-by-case basis. Insurance Premium questionnaires are well underway and those required to be lodged in April 2023 have been completed. The balance of the data and questionnaires will be completed in May 2023 to enable the calculation of the 2023/24 Insurance premium and level of cover.

Asset Management

Capitalisation

To date $23.26M has been capitalised, due to resourcing constraints, we have seen no capitalisations in April processed, however are allocated out across the business for review before processing. Resources have now been allocated whilst we are continuing the recruitment of vacant roles to allow for prior year Work in Progress to be capitalised prior to End of Financial Year. Of the total capitalised:

- $22.3M were new assets.
- $982k were renewed assets.

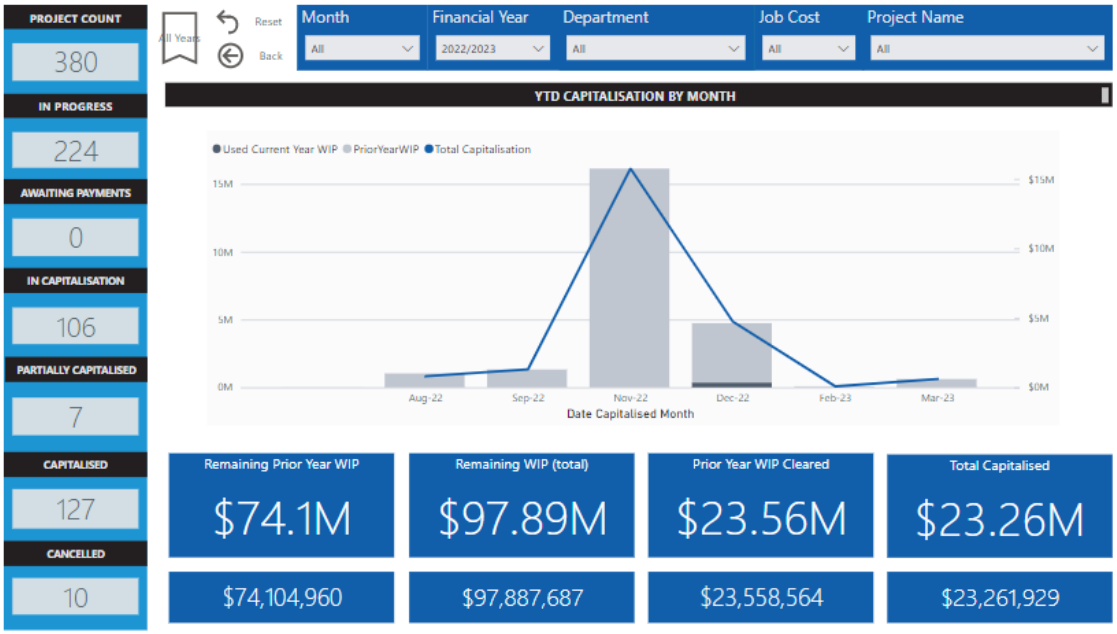

Capital Project Delivery

As at end April 2023, capital delivery progress was as follows:

2022/2023 Current Budget	**$45,080,411**
Current Budget Deliverable YTD	**$34,418,379**
Value of Capital Delivered *	**$24,848,399**
% Of YTD Budget	**72.20%**

**Actual expenditure excludes commitments.*

Asset Management Maturity Project

The Asset Management Maturity Project (AMMP) is based on four separate studies undertaken by external consultants (as below). Each study involved extensive engagement with stakeholders.

- AM Maturity Assessment - G7 Asset management
- GIS and Mobility Systems - Insight GIS
- AM Systems Review - Strategic Directions
- Asset Management Governance Review – Strategic Directions

The Asset Management Education Campaign was launched in the last week of March for a 7-week pilot using both video scribe and static information. Take up from the community was not as high as expected except for one post that received a reasonably high viewing rate. Discussions have been had with the Communications team to incorporate the branding associated with this campaign into all future asset-related media releasing including upcoming budget and capital works delivery notifications.

The Asset Management Plans for our first three AMPs for Shute Harbour, Quarry, and Waste have been drafted and provided to the Asset Management Steering Committee for review. These will be workshopped with ELT and then Councillors in May/June 2023.

Further work on the other deliverables of the AMMP will continue including the development of a software solution to enable reporting on corporate performance throughout the life of this project and completion of the Strategic Asset Management Plan.

Asset Management Improvement Project (AMI)

Council has been progressing the Asset Management Improvement Project (AMI). A Project Manager has been onboarded and two other roles are at the end of the recruitment process. A Council resolution is being drafted for consideration in May on a suitable software solution. This project has been progressing with the draft Project Initiation Document being amended for consideration by the Project Control Group.

Valuation Plans and Reporting

The Building & Other Structures Revaluation is nearing completion and will be presented to the Audit & Risk Committee in May 2023. Challenge meetings have been undertaken in line with the Valuation Plan.

The current timing of revaluations by Financial Asset Class is detailed below:

Property Plant & Equipment
Timing of Valuation

Financial Class	Last Comprehensive Valuation	Next Comprehensive Valuation Due*	Next Comprehensive Valuation Proposed*
Buildings & Other Structures	1/07/2019	01/07/2024	01/07/2023
Transport Infrastructure	30/12/2020	01/07/2025	01/07/2024
Water Infrastructure	30/12/2020	01/07/2025	01/07/2025
Sewer Infrastructure	30/12/2020	01/07/2025	01/07/2025
Land & Improvements	01/07/2021	01/07/2026	01/07/2026

*Indexation reviewed on an annual basis for other Financial Classes in accordance with Policy.

Procurement

Monthly procurement transactional audits continue to occur with the Purchasing Card review being completed in February and the Policy update/review to be completed in March 2023. The results of this review will be tabled at the next Audit and Risk Committee meeting.

Contract Management training planning has commenced with Councils preferred legal provider for Construction law McCullough Robertson Lawyers. This training will be delivered in early May 2023.

The Contracts Team continue to undertake the implementation of a Sourcing/Tender to Contract Management system. A full week of training and testing occurred, with modifications being finalised by end of April 2023.

Review of inventory storage capacity is being undertaken at all stores sites to assess capacity to increase inventory offering and logistics planning.

In conjunction with this implementation, mapping, and improvements to the Procure to Pay (P2P) modules and Inventory Management processes are being undertaken to provide improved services for internal customers whilst satisfying inventory management controls.

Procurement Activity (Tenders and Significant Quotations)

Corporate Services

Contract Number	Details	Type	Status
500.2022.0091	Whitsunday Regional Council - Mobile Device Management	RFQ	Closed on 27th January 2023 and currently being evaluated.
500.2023.0002	Supply and Installation of New Fuel Systems	RFT	Awarded on 17th April 2023
500.2023.0012	Collinsville Football Club Building Works	RFQ	Awarded on 5th April 2023
500.2023.0015	Supply and Delivery of Various Mowers	RFT	Closed on 5th April 2023 and is currently being evaluated
500.2023.0018	Collinsville Football Club – Field Lighting Upgrade	RFQ	Closed on 12th April 2023 and currently being evaluated
500.2023.0019	Prequalified Supplier Panel Arrangement for Trade Services	RFT	Released on 29th March 2023 and due to close on 26th May 2023. Information Sessions were conducted in: • Collinsville 11th April 2023. • Bowen 12th April 2023; and • Proserpine 13th April 2023.
500.2023.0020	Bowen Administration Building Solar Installation	RFQ	Closed on 18th April 2023 and currently being evaluated

Community Services

Contract Number	Details	Type	Status
500.2023.0017	Removal and Disposal of Wilson Beach Swimming Enclosure	RFQ	Closed on 28th March 2023 and currently being evaluated

Infrastructure Services

Contract Number	Details	Type	Status
500.2023.0005	Landscaping Services for Port of Airlie and Boathaven Beach	RFT	Awarded on 19th April 2023
500.2023.0006	Playground Equipment – Condition Assessments and Inspections	RFQ	Closed on 10th February 2023 and currently being evaluated.
500.2023.0007	Stormwater Management Strategy	RFQ	Closed on 10th March 2023 and currently being evaluated
500.2023.0014	Edgecumbe Heights Walking Track Upgrade – Construction Works	RFT	Closed on 31st March 2023 and currently being evaluated
500.2023.0016	Design of Ted Cunningham Bridge	RFQ	Closed on 11th April 2023 and no submission were received
500.2023.0022	Integrated Transport Strategy Review	RFQ	Closed on 19th April 2023 and currently being evaluated
500.2023.0023	Richmond Road Bowen – Asphalt for Floodway Upgrade	RFQ	Awarded on 30th April 2023
500.2023.0025	Whitsunday Raw Water Supply - Bore Works	RFT	Released on 18th April 2023 and due to close on 17th May 2023
500.2023.0028	Pedestrian Bridge and Footpath - Scottsville Road, Collinsville	RFT	Released on 4th May 2023 and due to close on 25th May 2023
500.2023.0029	Gatt Seal - Forestry Road, Brandy Creek	RFQ	Released on 21st April 2023 and due to close on 3rd May 2023
500.2023.0030	Superintendency Service for Water & Sewer Projects	RFQ	In Draft

Office of the Mayor & CEO

Contract Number	Details	Type	Status
500.2022.0074	Lease – Alternative Fuels – Shute Harbour	RFT	Closed on 14 October 2022 and currently being evaluated
500.2023.0013	Whitsunday Coast Airport (WCA) Cleaning Services	RFT	Closed on 22nd March 2023 and currently being evaluated
500.2023.0024	Whitsunday Plastic Recycling Plant Feasibility Study	RFQ	Closed on 26th April 2023 and currently being evaluated
500.2023.0026	Whitsunday Coast Airport (WCA) Master Plan	RFQ	Released on 19th April 2023 and due to close on 2nd May 2023
500.2023.0027	Collinsville Airport Upgrade - Project Manager	RFQ	Released on 4th May 2023 and due to close on 18th May 2023

Contract Activity

The current sourcing activity is showing a slight trend downwards with many larger projects such as Disaster Recovery Funding Arrangements and major building works decreasing. This workload will now transition to the formation of new goods and services including Preferred Supplier Arrangements which require extensive stakeholder engagement with internal officers and public information sessions to suppliers and businesses.

The formation of these arrangements will support local business operations, satisfy legislative requirements, and enable improved supply and logistics practices.

Yearly activity is shown below:

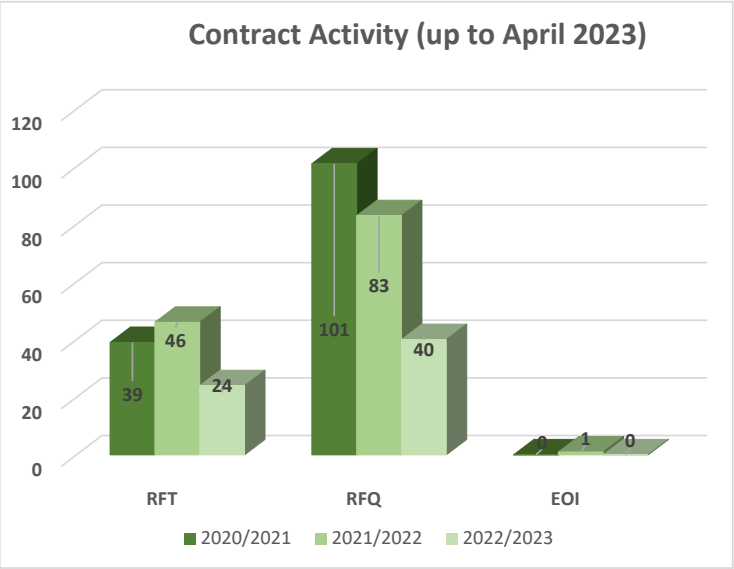

Contracted Spend

The below graph is the overall contracted spend for Council displaying Non-Regional vs Regional Suppliers comparison:

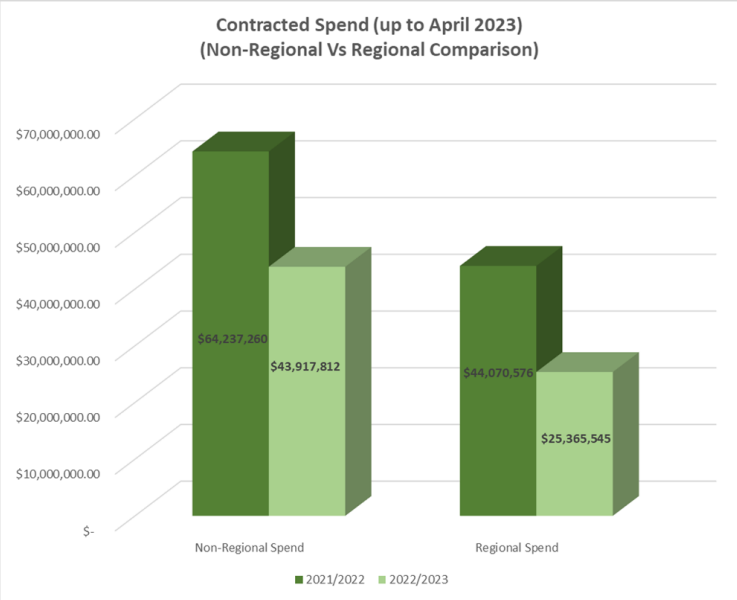

Property & Facilities

Round 4 Works for Queensland Projects

During the month of April 2023, the following Round 4 Works for Queensland Projects have progressed:

Project	Time	Cost	% Complete	Comments
Brandy Creek – New Amenities	x	✓	20%	RFQ for supply of Prefabricated or Kit Amenities has closed and is in the evaluation process. Installation RFQ is expected to commence in the first quarter of 2023.
Denison Park - Grandstand Renewal	✓	✓	20%	Variation to W4Q projects has been approved by the state. Tender has been awarded in March to a local contractor who will begin to procure materials and have the job complete before the end of financial year.

2022/23 Capital Works

During the Month of April 2023, the following Property & Facilities Capital Works Projects have progressed:

Project	Time	Cost	% Complete	Comments
Cedar Creek Amenities - Renewal	✓	✓	20%	RFQ for supply of Prefabricated or Kit Amenities has closed and is in the evaluation process. Installation RFQ is expected to commence in the first quarter of 2023.
Bowen Workcamp Dwelling Restump	✓	✓	20%	Procurement of long lead time items has commenced. Property and Facilities have conducted site meetings with contractor and developed a plan to complete this project within council's timeframe.
Bowen Cemetery Amenities Renewal	✓	✓	20%	RFQ for supply of Prefabricated or Kit Amenities has closed and is in the evaluation process. Installation RFQ is expected to commence in the first quarter of 2023.
Fuel Bowser Replacement Program	✓	✓	30%	Tender documents have been released and this project is currently in the evaluation process with award to be in April. Contract Awarded with Works Expected to be Completed by August 2023
Collinsville Football Club	✓	✓	50%	Air conditioning system has progressed in March with materials delivered to site and installation of external AC unit and internal ducting taking place. Tender for building works was released and awarded to a local contractor. Building works will start in April with the project to be completed by the end of May.
Project	Time	Cost	% Complete	Comments

Roller Door Replacement Program	✓	✓	30%	Contractors have started servicing of doors and installing replacement motors late in March. With installation of roller doors and shutters to follow in April and be completed by the end of the month.
Proserpine Depot Masterplan	✓	✓	10%	Site investigations have been conducted with more planning and stakeholder engagement to be carried out to develop a project plan.
Aircon Replacement Program	✓	✓	75%	Works to be carried out throughout the financial year as replacements are required.
PEC - Storage Structure	✓	✓	30%	First separable portion of internal works has been complete with design and installation of outside structure to be finalised and executed before the end of financial year.
Proserpine Cemetery - Disabled amenities upgrades	✓	✓	20%	RFQ for supply of Prefabricated or Kit Amenities has closed and is in the evaluation process. Installation RFQ is expected to commence in the first quarter of 2023.
Hansen Park - New Amenities	✓	✓	20%	RFQ for supply of Prefabricated or Kit Amenities has closed and is in the evaluation process. Installation RFQ is expected to commence in the first quarter of 2023
Bowen Library – Mechanical Plant Renewal	✓	✓	20%	Project is being delayed and combined with the 22/23 Bowen admin refurbishment project. Tender Drawings Completed. Open tender has been awarded and Designers engaged currently in the planning stage.
Solar Power Generation Project	✓	✓	100%	Solar works have been completed pending Engineering and Ergon handover documents. Works and Handover Completed.
Bowen Administration Office – Mechanical Plant Renewal	✓	☒	30%	Preliminary office layouts and services designs have been developed with stakeholder engagement. Final design and drawings to be produced by the end of April. Tender documents to be developed following design presentation. Tender Documents and Pretender estimate completed awaiting approval for additional funding through quarter 3 review.

Operational works

Through the month of April 2023, the Property Team received 64 Customer requests for building maintenance with 49 of these being closed within the month. The following table and graphs outline the distribution of requests by category.

Reactive Works and Customer Requests

Service	Jul	Aug	Sept	Oct	Nov	Dec	Jan	Feb	Mar	April
Corporate Services										
CRM Received	47	41	41	23	49	26	60	39	70	31
CRM Completed	33	30	23	16	37	17	50	33	55	20
Cultural Heritage										
CRM Received	1	0	1	1	2	1	0	2	0	1

CRM Completed	1	0	1	1	1	1	0	1	0	0
Engineering Services										
CRM Received	0	0	0	0	0	0	0	1	0	0
CRM Completed	0	0	0	0	0	0	0	1	0	0
Parks & Gardens										
CRM Received	0	2	1	2	3	0	5	2	2	0
CRM Completed	0	1	1	1	0	0	3	1	1	0
Public Amenities										
CRM Received	48	33	41	40	42	15	51	28	40	28
CRM Completed	42	31	35	37	40	13	51	26	38	26
Sport & Recreation										
CRM Received	1	0	4	2	0	0	6	2	7	3
CRM Completed	1	0	2	1	0	0	6	2	6	2
Terminals										
CRM Received	0	0	0	0	0	0	0	0	0	0
CRM Completed	0	0	0	0	0	0	0	0	0	0
Park Security										
CRM Received	0	1	0	0	0	2	1	1	2	1
CRM Completed	0	0	0	0	0	2	1	1	2	1
Total CRMs for Building Maintenance										
CRM Received	97	76	88	68	96	42	122	74	121	64
CRM Completed	77	62	62	56	78	33	111	65	102	49

This table shows the requests received by department and type of building to track progress and completion of maintenance requests.

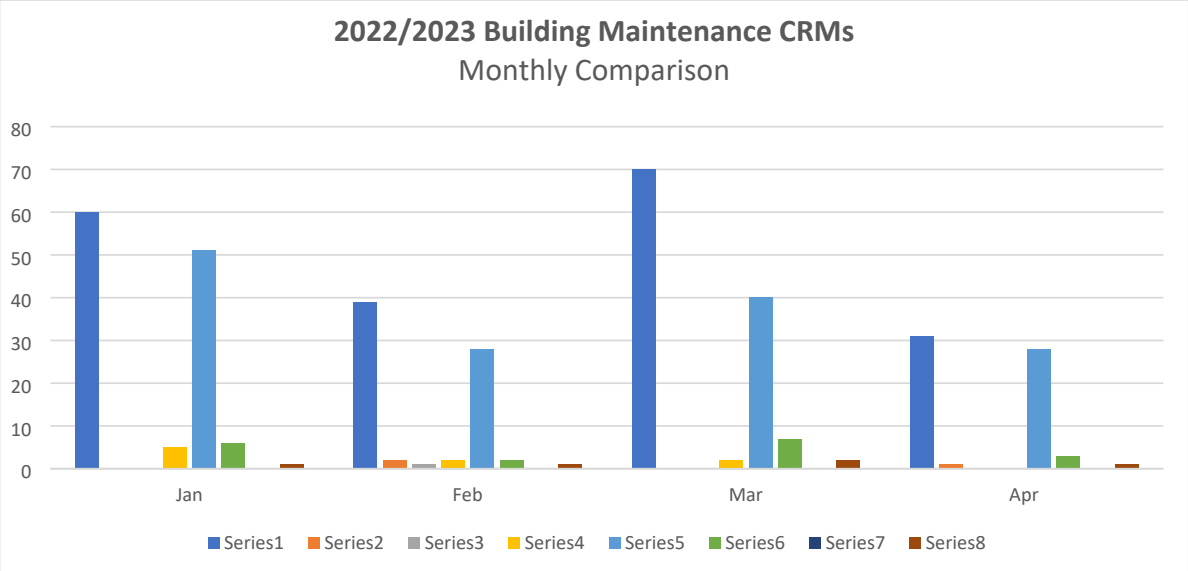

Lease Update

During the month of April 2023, continued the development of a Community Leasing Policy. This policy will seek to provide clear guidance on the requirements for entering into a community lease with Council over Council owned or controlled land and/or facilities.

Bowen Seagulls have now received the final draft of their lease for execution.

Anglicare Mackay and Whitsunday have surrendered their lease over part of the land at 129 Main Street, Proserpine that housed the local food bank. Operations for the food bank have relocated and being managed by a new community organisation.

Council also renewed an agistment lease out at Mt. Aberdeen for a further 10-year term.

Lease in action	Under Negotiation	Out for execution	Lease awaiting lodgment	Due to expire in 6 months	Comments
Gloucester Sports and Recreation Inc.		•			Draft lease issued to the lessee
The State of Qld (represented by the Department of Education) Proserpine State High School		•			Council resolved to enter a new lease
Bowen Seagulls Rugby League		•			Draft lease issued; final lease plan established
Collinsville Rodeo Association			•		Signed lease received by Collinsville Rodeo

Fleet Management

Fleet Replacement Program

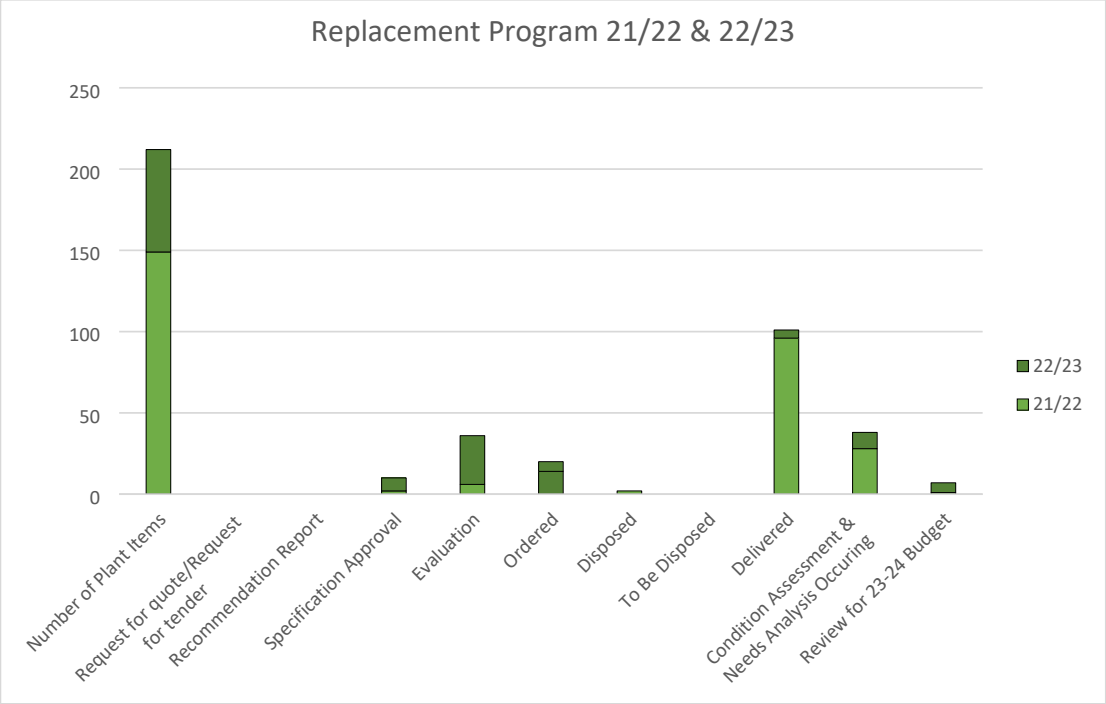

The Council fleet capital replacement program is continuing and is subject to the challenges currently impacting the vehicle plant and equipment industry. The supply of vehicles, components and raw materials has been significantly delayed by the ongoing global supply chain crisis, impacting labor, parts supply, and shipping.

This is continuing to create delays in expected delivery timeframes from many suppliers and related subcontractors. A recent example of this is procurement of heavy trucks with indications of further pressures on provision of raw materials creating extensions of delivery timeframes of 6 to 18 months by a further 2 months from time of order depending on equipment type and complexity. This current pressure may also have an impact on the pricing of the completed product. The Fleet team is also taking considerable time to include key employees and stakeholders in the consultation process, both in specification and evaluation process to ensure that vehicles, plant & equipment are fit for purpose and meet Council's requirements in providing services to the community.

Preventative Maintenance

The maintenance benchmarks are generally in compliance with the manufacturer's guidelines and staff will continue to meet the timelines with the resources that are available to ensure that equipment is fit for purpose and suitable for ongoing use. Further standards are being developed to support improved data and reporting to continuously improve preventative maintenance activities.

Governance & Administration

The Governance team has been focused on ensuring that Council has the frameworks, structures, processes and documentation in place to support achievement of high-performance objectives (accountability, probity and transparency) and to meet legislative requirements. Leading the process of the periodic assembly of the statutory operational plan. Also, building a performance reporting culture that not only satisfies statutory obligations, but provides meaningful information to Council and community on the organisation's ongoing performance. The team continued providing legislative interpretation, policy advice and information to Council officers, and in legal and in areas of corporate governance and/or policy development.

The team continuously managed the preparation, compilation, editing and distribution of agendas and minutes for all Council meetings and Councillor forums and briefings to ensure a high quality and timely production. Overseeing the logistical requirements associated with the delivery of all meetings involving Councillors. The third community catch up session was held at Mt Coolon on the 27th of April, community catch-ups are an initiative to facilitate a two-way flow of information, updating residents on Council projects and other issues affecting the local community. The Mt Coolon community catch up covered topics including Land and natural resource management, local projects, roads, town planning, the upcoming budget process and community consultations relevant to the Mt Coolon community.

Meeting - Livestreaming

The number of people livestreaming Council's meetings and the meeting duration are shown below:

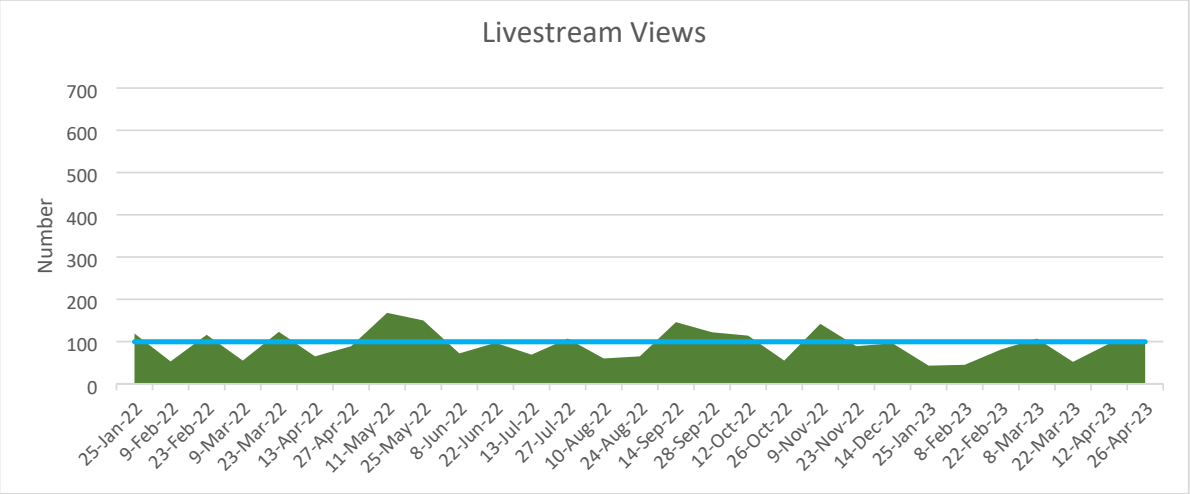

Councillor Requests 2022/23

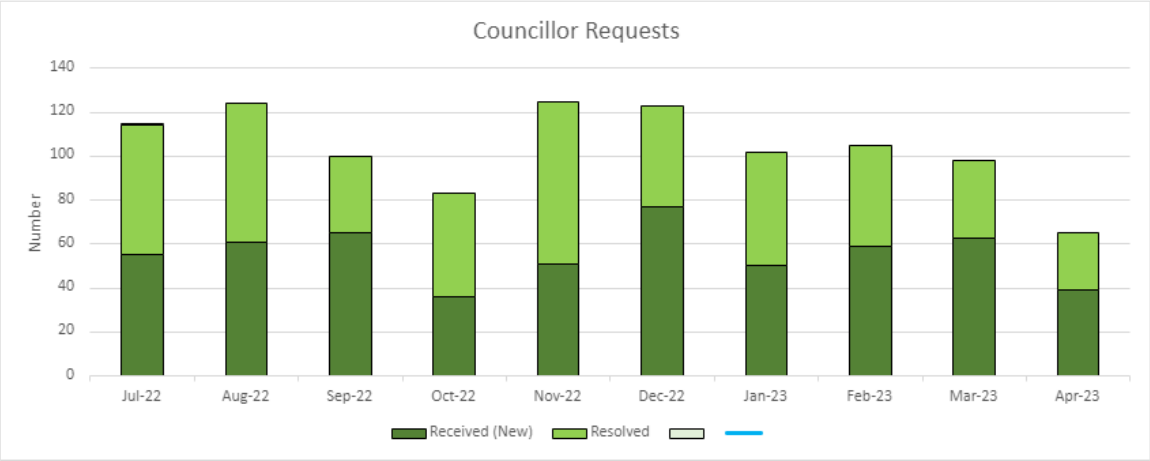

Registers of Interest

Councillor	Date Register of Interest updated
Julie Hall	13 December 2022
Jan Clifford	22 December 2022
Clay Bauman	13 January 2023
John Collins	13 July 2022
Michelle Wright	13 July 2022
Gary Simpson	12 July 2022
Mike Brunker	1 July 2022

Councillor Committee Attendance

Date	Committees attended in April 2023	Councillor Representative
3 April 2023	Airlie Beach Safe Night Precinct Meeting	Cr Jan Clifford
4 April 2023	Whitsunday Disaster Management Group meeting	Mayor Julie Hall
4 April 2023	Whitsunday Disaster Management Group meeting	Cr Gary Simpson
4 April 2023	Whitsunday Sportspark Ltd Meeting	Cr Jan Clifford
6 April 2023	Whitsunday Chamber of Commerce meeting	Cr Jan Clifford
12 April 2023	Whitsunday Housing Company Ltd meeting	Cr Jan Clifford
12 April 2023	Bowen Chamber of Commerce meeting	Cr Michelle Wright
17 April 2023	Economic Development Advisory Group meeting	Mayor Julie Hall
17 April 2023	Bowen Collinsville Enterprise Meeting	Cr Michelle Wright
18 April 2023	Bowen Collinsville Community Alliance Meeting	Cr Michelle Wright
18 April 2023	Bowen Collinsville Community Alliance Meeting	Cr Mike Brunker
27 April 2023	Greater Whitsunday Communities	Cr Jan Clifford
28 April 2023	Regional Development Australia - Greater Whitsundays	Cr Jan Clifford

Legal Advice matters

Matters	YTD	Jul	Aug	Sep	Oct	Nov	Dec	Jan	Feb	Mar	Apr	May	Jun
New	42	3	8	1	2	6	6	5	6	3	2		
Active	32	1	2	1	1	3	6	3	6	7	2		

13.2 Community Services

13.2.1 - Donation on Council Fees April/May 2023

DATE: Wednesday 24 May 2023

TO: Ordinary Council Meeting

AUTHOR: Meredith Davis - Administration Officer - Community Development

AUTHORISING OFFICER: Julie Wright - Director Community Services

PRESENTED FOR: Decision

ATTACHMENTS

Nil

PURPOSE

Council to consider providing financial support for Not-for-Profit organisations to enable their event and facilities to continue to be an invaluable resource to our local communities.

OFFICER'S RECOMMENDATION

That Council approve the donation on Council fees for the following applicants.

1. Collinsville State High School – Class 2 Event Application - $691
2. Whitsunday Running Club Inc. – Class 2 Event Application - $691
3. Dingo Beach Progress Assoc. Inc. - Class 2 Event Application - $691
4. Whitsunday Triathlon Club – Class 2 Event Application - $691
5. Bowen Alcoholics Anonymous – Local Law Licence Application - $275
6. Airlie Beach Lifeguard Club – Local Law Licence Renewal - $208
7. Bowen PCYC – Class 5 Event Application - $140.00

BACKGROUND

Donation on Council Fees are only available for Not-for-Profit organisations and only apply to:

- Planning, Building and Event Applications,
- Local Law Licence Applications,
- Local Law Licence Annual Renewals, and
- Green Waste Disposal Fees

DISCUSSION/CURRENT ISSUE

Organisation	Event/Description	Application Type	Amount
Collinsville State High School P&C	Collinsville Bacon Busters Collinsville Football Ground Saturday 19 August 2023	Class 2 Event Application Fee	691.00
Whitsunday Running Club Inc.	Whitsunday Trail Festival Airlie Beach Foreshore Sunday 10 September 2023	Class 2 Event Application Fee	691.00
Dingo Beach	WhitFunday 2023	Class 2 Event	691.00

Progress Association Inc.	Dingo Beach Foreshore Sunday 11 June 2023	Application Fee	
Whitsunday Triathlon Club	Airlie Beach Triathlon Broadwater Ave Airlie Beach Saturday 29/Sunday 30 July 2023	Class 2 Event Application Fee	691.00
Bowen Alcoholics Anonymous	AA Meetings Catalina Memorial Park Saturdays 9.30 to 11.30am	Local Law Licence Application	275.00
Airlie Beach Lifeguard Club	Local Law Licence Renewal Lifeguard Duties Airlie Beach	Local Law Licence Fee	208.00
Bowen PCYC	Skateboarding Workshop Queens Beach Skatepark Saturday 1/Sunday 2 April 2023	Class 5 Event Application Fee	140.00
		Total	**3,387.00**

STATUTORY/COMPLIANCE MATTERS

Local Government Act 2009
Local Government Regulation 2012
LSP_COMM_08

STRATEGIC IMPACTS

Facilitate, foster and encourage region wide activities and programs that engage our community.

FINANCIAL IMPLICATIONS

The funds will be taken from JC:2967.11074 – Community Donations (2967) / Donations (11074)

Description	Amount $
2022/23 Budget	120,000
Actual + Commitment Spend	114,084
YTD Remaining Budget	**5,916**

CONSULTATION/ENGAGEMENT

Director Community Services

RISK ASSESSMENT

The donation of Council fees for activities undertaken by community groups shows Council is committed to investing in the Community, while recognising the work done by our local, Not-for-Profit Community Groups.

TIMINGS/DEADLINES

30 June 2023

CONFLICT OF INTEREST DECLARATION

Council officers contributing to the preparation and approval of this report have no conflicts of interest to declare.

HUMAN RIGHTS IMPACT

Section 58 of the Human Rights Act 2019 specifies required conduct for public entities when acting or making a decision. Sections 15-37 of the Human Rights Act 2019 identifies the human rights a public entity must consider in making a decision. The human rights relevant to this decision are as follows:

· Section 19 – Freedom of movement.
· Section 21 – Freedom of expression.
· Section 24 – Right to own property and not be arbitrarily deprived of property.
· Section 27 – Cultural rights – generally – all persons with a particular cultural, religious, racial or linguistic background have the right to enjoy their culture, to declare and practice their religion and use their language.
· Section 28 – Cultural rights – Aboriginal peoples and Torres Strait Islander peoples.

This decision does not limit the above identified human rights.

ALTERNATIVES CONSIDERED

Options	Description	Positives	Negatives
Option 2	Not provide support	Save up to $3,387	Negative public comment from organisers and community

13.2.2 - Request for Donation - Parents and Citizens Association Cannonvale State School Fete

DATE: Wednesday 24 May 2023

TO: Ordinary Council Meeting

AUTHOR: Brooke Newell - Community Development Officer

AUTHORISING OFFICER: Julie Wright - Director Community Services

PRESENTED FOR: Decision

ATTACHMENTS

1. Request for Donation Cannonvale State School - Redacted [**13.2.2.1** - 1 page]

PURPOSE

Council to consider a request for donation from the Cannonvale State School Parents and Citizens Association towards their annual School Fete.

OFFICER'S RECOMMENDATION

That Council approve a donation of $1,500 to the Cannonvale State School P&C Association for their annual fete.

BACKGROUND

The Cannonvale State School P&C Association's Annual Fete is one of the most anticipated highlights of the region's community calendar with over 2,000 people attending on the day. Council has previously donated $5,000 to this event in 2019 and 2021 and declined $5,000 in 2022 due to previous funding commitments to the fete and a large number of requests for financial assistance from community organisations.

DISCUSSION/CURRENT ISSUE

Cannonvale State School P&C Association's Fete has become one of the biggest and most anticipated community events. The school is the biggest state primary school in the Whitsunday region. The donated money will go towards the running cost of the event as well as armbands for rides for disadvantaged kids to attend the fete.

STATUTORY/COMPLIANCE MATTERS

Local Government Act 2009
Local Government Regulation 2012

STRATEGIC IMPACTS

Facilitate, foster and encourage region wide activities and programs that engage our community.

FINANCIAL IMPLICATIONS

The funds will be taken from JC:2967.11074 – Community Donations (2967) / Donations (11074).

Description	Amount ($)
2022/23 Budget	120,000
Actual + Commitment	114,084
YTD Remaining Budget	**5,916**

CONSULTATION/ENGAGEMENT

Director Community Services

RISK ASSESSMENT

There is a financial cost to Council, however the assistance provided will support Cannonvale State School in upgrading their facilities for the children.

TIMINGS/DEADLINES

To be paid in the 2023/2024 financial year budget.

CONFLICT OF INTEREST DECLARATION

Council officers contributing to the preparation and approval of this report have no conflicts of interest to declare.

HUMAN RIGHTS IMPACT

Section 58 of the *Human Rights Act 2019* specifies required conduct for public entities when acting or making a decision. Sections 15-37 of the *Human Rights Act 2019* identifies the human rights a public entity must consider in making a decision. The human rights relevant to this decision are as follows:

- Section 19 – Freedom of movement.
- Section 21 – Freedom of expression.
- Section 24 – Right to own property and not be arbitrarily deprived of property.
- Section 27 – Cultural rights – generally – all persons with a particular cultural, religious, racial or linguistic background have the right to enjoy their culture, to declare and practice their religion and use their language.
- Section 28 – Cultural rights – Aboriginal peoples and Torres Strait Islander peoples.

This decision does not limit the above identified human rights.

ALTERNATIVES CONSIDERED

Options	Description	Positives	Negatives
Option 2	Offer a lesser donation	Save council money	Negative public comment from community
Option 3	Not provide support	Save $1,500	Negative public comment from community

Cannonvale State School Parents and Citizen Association

[redacted]

Email: [redacted]

4 May 2023

Dear Valued Councillors,

Re: Request for contribution for Cannonvale State School Fete – 23 July 2023

We have exciting news! On Sunday 23 July 2023 Cannonvale State School P&C Association is hosting the annual Fete. We set the bar high last year and intend to make this year's fete even better. Our goal is to raise funds to upgrade and buy new playground equipment for all our children to enjoy and this FETE will be adding a generous amount of funds towards our effort so far.

Our fete has become one of the biggest and most anticipated community events on the local calendar. Our school is the biggest state primary school in the Whitsunday region, and we couldn't be prouder.

Would Whitsunday Council consider being our key contributor by contributing $3,000 to help us make the fete a success and accomplishing our goal? The money will go towards the running cost of the event as well as armbands for rides to disadvantaged kids to attend our fete.

We're so grateful for all you've already done to support our school in the past.

We would greatly appreciate your contribution and in return you would receive a shout out on social media, our school newsletter and of course on the day with over 2000 locals attending.

We excitedly await your response and thank you for your consideration.

If you require further information, please do not hesitate to contact me.

WE DO IT FOR OUR KIDS!

[redacted]

13.2.3 - Sponsorship Requests - Proserpine Show

DATE: Wednesday 24 May 2023

TO: Ordinary Council Meeting

AUTHOR: Hayley Borg - Events and Community Sponsorship Officer

AUTHORISING OFFICER: Julie Wright - Director Community Services

PRESENTED FOR: Decision

ATTACHMENTS

1. Sponsorship Package Redacted [**13.2.3.1** - 4 pages]

PURPOSE

Council to consider a request for sponsorship from Show Whitsunday to assist with their annual Show event to be held 23 to 24 June 2023.

OFFICER'S RECOMMENDATION

That Council approve a Platinum Sponsorship of $2,500 cash plus in-kind support to the value of $2,500 to assist Show Whitsunday organisers with the annual Show event to be held 23 to 24 June 2023.

BACKGROUND

Show Whitsunday is a well-established community event held in Proserpine for 110 years. The Show has an expected attendance of more than 10,000 visitors over the two days.

DISCUSSION/CURRENT ISSUE

Council has received a request from the Proserpine Agricultural Pastoral & Industrial Show Association Inc. for assistance with the preparation and running of the 2023 Whitsunday Show. The requests include assistance with the fireworks display and clean up assistance following the two day event.

Show Whitsunday is a proven event that will have a positive economic impact to the area, with visitors injecting money towards local businesses during their visit.

Show Whitsunday has requested sponsorship through monetary and in-kind assistance. It is recommended that Council provide a total sponsorship of $5,000 which will include a monetary value of $2,500 for the fireworks on Friday 23 June 2023 and in-kind support up to the value of $2,500 to assist with the clean up on Sunday 25 June 2023.

In return for sponsorship, Council may receive the following:

- Major naming rights of a selected part of the show negotiated with Show Association.
- Sponsor signage or banners displayed in suitable location. (Up to 3 signs or banners)
- Logo included on Show Whitsunday's Facebook page and printed materials.
- Advert included on Show Whitsunday website.

STATUTORY/COMPLIANCE MATTERS

Local Government Act 2009
Local Government Regulation 2012
LSP_COMM_11 - Council Sponsorship Policy

STRATEGIC IMPACTS

Facilitate, foster and encourage region wide activities and programs that engage our community.

FINANCIAL IMPLICATIONS

The funds will be taken from JC: 2967.10249.63150 – Community Donations (2967) / Sponsorship (10249).

Description	Amount ($)
2022/23 Budget	100,000
Actual + Commitment	36,336
YTD Remaining Budget	**63,664**

CONSULTATION/ENGAGEMENT

Director Community Services

RISK ASSESSMENT

Reputational - Providing financial assistance to support local residents in pursuing endeavours while promoting the region reinforces Council's commitment to supporting the local community.

TIMINGS/DEADLINES

Sponsorship to be paid within one month of approval.

CONFLICT OF INTEREST DECLARATION

Council officers contributing to the preparation and approval of this report have no conflicts of interest to declare.

HUMAN RIGHTS IMPACT

Section 58 of the Human Rights Act 2019 specifies required conduct for public entities when acting or making a decision. Sections 15-37 of the Human Rights Act 2019 identifies the human rights a public entity must consider in making a decision. The human rights relevant to this decision are as follows:

- Section 19 – Freedom of movement.
- Section 21 – Freedom of expression.
- Section 24 – Right to own property and not be arbitrarily deprived of property.
- Section 27 – Cultural rights – generally – all persons with a particular cultural, religious, racial or linguistic background have the right to enjoy their culture, to declare and practice their religion and use their language.
- Section 28 – Cultural rights – Aboriginal peoples and Torres Strait Islander peoples.

This decision does not limit the above identified human rights.

ALTERNATIVES CONSIDERED

Options	Description	Positives	Negatives
Option 2	Not provide support	Save up to $5,000	Negative public comment from

			organisers and community.

Proserpine
Showgrounds
June 23 - 24 2023
110th Annual
Regional Show

Sponsorship Package 2023

The Biggest Family Event in the Whitsundays

Proserpine Showgrounds

June 23 - 24 2023

110th Annual Regional Show

The Proserpine Agricultural, Pastoral & Industrial Association is presenting the 110th Annual Show Whitsunday in 2023, the longest running event in our wonderful region. It is also the largest social event in the region. Show Whitsunday attracts over 10,000 visitors and competitors to our wonderful region.

The show's diverse program provides numerous opportunities for the many talented people of the Whitsunday region to show off their creative crafts and skills. The program also includes many competitions in a variety of areas from cooking to equestrian events. Sections and exhibits include, but are not limited to, cattle, poultry, woodchop, art, horticulture, needlework, photography and much more.

The event also provides further opportunities for a variety of local businesses to promote their various products and services to the general public, allowing them to take the time to answer questions, discuss options and make sales over the 2 days.

And what would a show be without entertainment and food? From the wonderful show rides, traditional show fare such as dagwood dogs and waffles, to the free entertainment in the main ring, and of course, the massive fireworks on Friday night. We also have a number of not for profit groups that use the show for their main fundraising activities from the hardworking Rotary and Lions Clubs in the Dining Hall to the Junior Rugby League's 'Guess the weight of the bull' competition!

As you can see, the annual show is not just about ferris wheels and fairy floss. It's about community, and our small, but incredibly hardworking and dedicated volunteer committee, and workers put in many hours to ensure its' continued success. All monies raised are put directly back into the showgrounds and it's facilities, so that the region's community groups, and the general public can enjoy the facility throughout the year.

[redacted]

Proserpine Showgrounds

June 23 - 24 2023

110th Annual Regional Show

SPONSOR BENEFITS	PLATINUM LEVEL $5000	GOLD LEVEL $3000	SILVER LEVEL $1500	BRONZE LEVEL $500
Naming rights of a selected part of the show negotiated with Assoc	●			
Show Attendance package • 4 weekend entry passes • Bar Tickets / Meal tickets	●			
• Weekend family pass - 2 adults / 2 children		●	●	●
Sponsor supplied signage or banners displayed in a suitable location • Up to 3 supplied signs or banners of any size	●			
Sponsor supplied signage or banners displayed in a suitable location • Up to 2 supplied signs or banners of any size		●		
Sponsor supplied signage or banner displayed in a suitable location • Size - up to 1200mm x 600mm			●	
Sponsor supplied signage or banner displayed in a suitable location • Size - up to 900mm x 600mm				●
Sponsor supplied permanent signage in showgrounds in an agreed location negotiated with the Assoc	●			
Business logo included on Show Whitsunday Website	●	●		
Business advert included on Show Whitsunday Facebook page	●	●		
Free trade site during the show 6m Frontage • 4 Single Passes for trade site (extra can be purchased)	●			
Free trade site during the show 3m Frontage • 2 Single Passes for trade site (extra can be purchased)		●		
Inclusion in all advertising prior to the show • Television / Print Media • Social Media Sites (Facebook & Instagram)	●	●		
Inclusion in advertising prior to the show • Print Media / Social Media Sites (Facebook & Instagram)			●	
Business Promotion interview in main ring with show announcer	●	●		
	●	●	●	
	●	●	●	●
	●	●	●	

Proserpine Showgrounds

June 23 - 24 2023

110th Annual Regional Show

SPONSORSHIP AGREEMENT

Company: _____

Company contact name: _____

Phone: _____

Address: _____

Email: _____

Signature: _____

I confirm we would like to apply for the following sponsorship opportunity:

Sponsorship Level	Amount	
Platinum Sponsor	$5,000.00	☐
Gold Sponsor	$3,000.00	☐
Silver Sponsor	$1,500.00	☐
Bronze Sponsor	$ 500.00	☐
Donation (please specify amount)		

PLEASE EMAIL FORM TO: [redacted]

For further enquiries contact:

13.2.4 - Sponsorship Requests - Welcome Whales

DATE: Wednesday 24 May 2023

TO: Ordinary Council Meeting

AUTHOR: Hayley Borg - Events and Community Sponsorship Officer

AUTHORISING OFFICER: Julie Wright - Director Community Services

PRESENTED FOR: Decision

ATTACHMENTS

1. Whitsunday News Article [**13.2.4.1** - 1 page]
2. Welcome Whales Whitsundays Email [**13.2.4.2** - 4 pages]
3. Council Sponsorship Policy [**13.2.4.3** - 4 pages]

PURPOSE

Council to consider a request for sponsorship from Whitsunday Environmental to host the Welcome Whales event to be held on 16 June 2023.

OFFICER'S RECOMMENDATION

That Council approve sponsorship of $1,000 cash and in-kind support to the value of $2,500 to assist Whitsunday Environmental with their inaugural event to be held on 16 June 2023.

BACKGROUND

Whitsunday Environmental have been collaborating with a group of people including Traditional Owners on a Whales of the Whitsundays project which aims to see the region achieve Whale Heritage Site Accreditation.

Whitsunday Environmental have approached Council regarding a sponsorship of their inaugural Welcome Whales event. The Welcome Whales event is set to be held at the Airlie Beach Foreshore on 16 June 2023.

The Welcome Whales event aims to educate the community and inform them of the start of whale season, provide information on regulations, citizen science and further information relating to the project with the community. The event will feature Welcome to Country and smoking ceremony performed by two Traditional Owners, First Nations traditional whale stories, ochre painting, traditional song and dance and a traditional whale collaborative community artwork. Attendees will be encouraged to wear blue to represent the First Nations peoples ties to the ocean and the whales and bring any traditional instruments along.

In addition, there will be a short screening of the Whales of the Whitsundays video developed by local Whitsundays Master Reef Guides this will be followed by a family friendly movie 'The Whale and the Snail'.

Council has not previously provided sponsorship to this event.

DISCUSSION/CURRENT ISSUE

Whitsunday Environmental has recently been established and have approached Council regarding the possible sponsorship of their first Welcome Whales event.

The event is anticipated to have a positive economic impact to the area, with visitors injecting money towards local businesses during their visit.

The request for sponsorship is $2,500 cash and in-kind support to the value of $2,500. It is recommended that Council provide a sponsorship of $1,000 cash and in-kind support to the value of $2,500 to support this organisation.

In return for sponsorship, Council may receive the following:

- Council logo on all advertising and promotional materials, including website, social media and the event program which will be displayed on the Airlie Beach Movie Screen.
- Display of Council signage at the event.
- Verbal acknowledgement throughout the event.
- Opportunity to display the collaborative community artwork in a Council building.

STATUTORY/COMPLIANCE MATTERS

Local Government Act 2009

Local Government Regulation 2012

LSP_COMM_11 - Council Sponsorship Policy

STRATEGIC IMPACTS

Facilitate, foster and encourage region wide activities and programs that engage our community.

FINANCIAL IMPLICATIONS

The funds will be taken from JC: 2967.10249.63150 – Community Donations (2967) / Sponsorship (10249).

Description	Amount ($)
2021/22 Budget	100,000
Actual + Commitment	36,336
YTD Remaining Budget	**63,664**

CONSULTATION/ENGAGEMENT

Director Community Services

RISK ASSESSMENT

Reputational - Providing financial assistance to support local residents in pursuing endeavours while promoting the region reinforces Council's commitment to supporting the local community.

TIMINGS/DEADLINES

Sponsorship to be paid within one month of approval.

CONFLICT OF INTEREST DECLARATION

Council officers contributing to the preparation and approval of this report have no conflicts of interest to declare.

HUMAN RIGHTS IMPACT

Section 58 of the Human Rights Act 2019 specifies required conduct for public entities when acting or making a decision. Sections 15-37 of the Human Rights Act 2019 identifies the human rights a public entity must consider in making a decision. The human rights relevant to this decision are as follows:

- Section 19 – Freedom of movement.
- Section 21 – Freedom of expression.
- Section 24 – Right to own property and not be arbitrarily deprived of property.
- Section 27 – Cultural rights – generally – all persons with a particular cultural, religious, racial or linguistic background have the right to enjoy their culture, to declare and practice their religion and use their language.
- Section 28 – Cultural rights – Aboriginal peoples and Torres Strait Islander peoples.

This decision does not limit the above identified human rights.

ALTERNATIVES CONSIDERED

Options	Description	Positives	Negatives
Option 2	Not provide support	Save up to $5,000	Negative public comment from organisers and community

FIRST AID FIRST
The skills you learn today, could save a life tomorrow
"All things first aid"
PH: 4945 3124
Email: admin@awbfirstaid.com.au

news@whitsundaynews.net.au
FEBRUARY 08 2023
Whitsunday News
$2 per copy
NEWSPAPER
Airlie Beach, Bowen, Cannonvale, Collinsville, Jubilee Pocket, Proserpine

Mika
BEST WINGS IN TOWN
4948 2551
@mikaairlie

VALENTINE'S DAY IDEAS PAGES 11 TO 14

WHITSUNDAYS COULD BECOME WHALE HERITAGE AREA

The Whitsundays could become a Whale Heritage Area. Photo Debra Duggan from Red Cat Adventures.

AMY ROULSTON

THE WHITSUNDAYS has reached candidate status and is on track to become Australia's second Whale Heritage Area.

Currently, Hervey Bay, on the Fraser Coast, is the sole Whale Heritage Area in the country.

To become certified as a Whale Heritage Site, the Whitsundays must make certain it shows the uppermost respect towards Cetaceans in the wild, this includes whales, dolphins and porpoises.

The region must also demonstrate active engagement by the local community and tourists, with regards to marine life, starting with education.

Each winter, the Whitsundays is the temporary home to hundreds of humpback Whales, as they travel through the warm, tropical waters on their way to Antarctica, in their annual migration.

Director at Whitsunday Environmental Olivia Brodhurst said that knowledge and respect of all cetaceans was vital to achieve the Whale Heritage accreditation.

"The World Cetacean Alliance is looking for places that are recognising not only Whales but also dolphins, porpoises and all Cetaceans, and are building their understanding and engagement around them," Ms Brodhurst said.

"What we are looking to achieve now is to work with the Marine Park Authority and other people to improve our understanding of dolphins and whales, through improved citizen science (research conducted with participation from the public).

GALE FORCE WINDS 'LIKELY' page 3

CAFE HAS NEW VIBE page 9

THE AUSSIE PUB COMEDY TOUR
ENTERTAINMENT page 20

continues page 3

Spreading the LOVE
Valentine's Day Evening Event
FEBRUARY 14TH
Open 5pm to 7pm
For lovers of good food - For lovers of plants - For lovers of giftware
Storewide Discounts
PLANTS WHITSUNDAY Garden Super Centre
Valentine's Day EVENING
Food From the Heart
Dinner & Dessert
by Food From the Heart Airlie Beach
1464 Shute Harbour Road, Cannon Valley | Phone: (07) 4946 1258
Hours: Mon-Fri 8am to 5pm | Saturday 8am to 4pm | Sunday 9am to 3pm

From: [redacted]

Subject: Welcome Whales Event

Hi [redacted]

I thought I would email as we keep missing each other on the phone. I have been collaborating with a group of people including Traditional Owners on a Whales of the Whitsundays project which aims to see the region get Whale Heritage Site Accreditation. We have already been approved as a candidate site.

As a part of the project we would like to have an annual "Welcome Whales" Event. Our vision for the event is:

1. Bring traditional whale stories, song and dance to the community
2. Create traditional whale art as a community
3. Inform the community of the start of whale season
4. Share information on regulations, citizen science and the project with the community

The event could be held at the fairytree park the hour or so before a movie on the big screen. This is what we were thinking:

1. Friday 23rd of June at the Airle Beach Foreshore Fairytree park (date TBC)
2. Attendees will be encouraged to wear blue and bring any traditional instruments along
3. Schools will be provided with the words to a traditional whale song in aboriginal language to learn for the event and will be encouraged to use traditional instruments ([redacted] to teach kids TBC)
4. Run sheet (MC [redacted] TBC):

    1. 5pm - Attendees arrive and participants are painted with traditional white ochre paint (men will be painted by a male in traditional dress and females by a female in line with indigenous cultural). Attendees contribute handprints / dots to a whale themed painting started by a traditional artist (possibly whale and calve and the kids add a sea of hands)
    2. 5.30pm - Welcome to country and smoking ceremony performed by 2 TO's. Kids line up to perform with traditional dancers in front of them. There will be 6 performers (1 singer with clap sticks, 1 didgeridoo player, 4 dancers). A storey will be told about the traditional importance of whales, how TO's watch whales to make sure they are ok, how the whales arriving together with the blooming of certain flowers traditionally signifies the start of women's business and what this means, and any other cultural stories or connections TO's would like to share.
    3. 5.45pm – a short Whales of the Whitsundays video will be played on the big screen (Crystal is developing this currently with the Master Reef Guides).
    4. 6pm whale themed movie played (does council have one planned – the Whale and the Snail may be good)

I hope you love the idea and we can collaborate.

We are seeking funding for the event and have reached out to a few potential sponsors. Please advise if there is any funding available through council?

[redacted]

Kind regards,

[redacted]
Whitsunday Environmental
[redacted]

Hi,

I have included some extra info:

The Whales of the Whitsundays project aims to see the region achieve a Whale Heritage Site Accreditation from the World Cetacean Alliance. The World Cetacean Alliance's accreditation program seeks to empower local communities to influence policies, attitudes and behaviours that will protect cetaceans and their habitats. Their accreditations aim to foster collaboration and promote and inspire a sense of awe, connection and respect for cetaceans and their ocean habitats.

The Whitsundays has achieved Candidate Whale Heritage Site status from the World Cetacean Alliance. Once full accreditation is achieved, the region will be the worlds first Whale Heritage Site within the Great Barrier Reef Marine Park and the first in a World Heritage Area. See attached the front page article from when candidacy was achieved. We have been provided with candidate site logos to use in our regional marketing and we are working with TW and Verve on the marketing campaign. The area we are seeking to be approved as a Whale Heritage area is the current Whitsunday Whale Protection Zone. Letters of support have been received from the Great Barrier Reef Marine Park Authority, Reef Catchments, Council and TW. All of these organisations are also represented on the project Steering Committee [redacted]

The Whales of the Whitsundays (WoW) project is being led by myself at Whitsunday Environmental and [redacted] Little Fish Tourism Development Consulting. We have formed a project

steering committee including Traditional Owners. One of the events that has been proposed as part of the project is an annual "Welcome Whales" Event. Our vision for the event is:

1. Bring traditional whale stories, song and dance to the community
2. Create traditional whale art as a community
3. Inform the community of the start of whale season
4. Share information on regulations, citizen science and the project with the community

Ark Energy have agreed to be one of the event sponsors. The proposed event details are:

- Location: Airlie Beach Foreshore Fairytree park
- Friday 16th June from 5pm
- Event will run before a whale themed movie
- Attendees will be encouraged to wear blue and bring any traditional instruments along

Preparation / setup:

1. Before the event a traditional whale artwork will be prepared. This will be added to by kids at the event.
2. Schools will be provided with the words to a traditional whale song in aboriginal language to learn for the event and will be encouraged to use traditional instruments ([redacted] is going to teach the kids the song at school). This is an incredibly special song, it has not been heard for many years and has never been heard by many. The correct permissions are being sought and agreements put in place for use of the song.
3. The smaller whale from the last reef festival will be used as a display.
4. Food trucks etc invited to attend etc as per normal movie night.
5. Ark Energy may have a stand at the event and give out some merch

Run sheet (MC[redacted] TBC):

1. 5pm – MC welcomes everyone to the event and thanks the main sponsors [redacted] MC introduces the Traditional Owners. [redacted] say a few words about their sponsorship of the event. MC lets everyone know of the performance painting occurring now and the show starting at 5.30pm.
2. 5.05pm – 5.20 - Participants are painted with traditional white ochre paint (men will be painted by a male in traditional dress and females by a female in line with indigenous cultural). Attendees contribute handprints / dots to a whale themed painting started by a traditional artist (possibly whale and calve and the kids add a sea of hands)
3. 5.20pm - Kids are lined up behind ready to perform with traditional dancers in front of them.
4. 5.30pm - Welcome to country and smoking ceremony performed by 2 TO's. A storey will be told about the traditional importance of whales, how TO's watch whales to make sure they are ok, how the whales arriving together with the blooming of certain flowers traditionally signifies the start of women's business and what this means, and any other cultural stories or connections TO's would like to share. Traditional dancers will perform with the kids singing behind / to the side of them. There will be 6 performers (1 singer with clap sticks, 1 didgeridoo player, 4 dancers).
5. 5.50pm – a short Whales of the Whitsundays video will be played on the big screen ([redacted] developing this currently with the Master Reef Guides).

6. 6pm – MC closes the Welcome Whale event and announces the movie to start in half hour.
7. 6.30pm whale themed movie played (the Whale and the Snail)

Please let me know if you need any further details about the event.

Other planned activities / outcomes of the project this year are briefly outlined below [redacted]

- A video piece to be released before whale season however relevant year around for boaties, bareboats, skippers etc – provides info on cetaceans of the Whitsundays, the watching regulations, how to report a whale strike etc or non-compliance and what happens if someone is reported (close the loop).
- Presentations at the Reef Festival Enviro workshop and others
- Skipper / operator info event pre-season [redacted] to ensure regulations are well known and to promote citizen science.
- Hydrophone training for operators / Master Reef Guides to get more operators collecting whale song recordings and playing them live to guests
- Whale centric family fun day activity at the Reef Festival
- Whale immersive experience as part of the reef festival – boat trips with hydrophones to share whale song on the Sunday family fun day
- Promotion of Eye on the Reef and linkage with the international Happy Whale AI platform
- A series of newspaper articles / social media, national marketing campaign in collab with Verve and TW
- Whale songs added to a website (TW hosting) for all to enjoy and sent to UQ long term monitoring program.
- Whale monitoring plan for the Whitsundays (citizen science focused)

Please let me know if there is any other info I can provide you with.

Kind regards,

[redacted]
Whitsunday Environmental
[redacted]

Council Sponsorship Policy

Community Services - Community Development

COMM_09

Purpose

The purpose of this policy is to provide a framework that defines the parameters under which Council will provide sponsorship, including measures that ensure risks are managed and commitments do not exceed annual budgetary limits, as well as protecting the reputation of Council.

Scope

This policy applies to all sponsorships where Council is the sponsoring entity. It applies to Councillors, employees of the Council and those organisations wishing to obtain a sponsorship from Council.

Policy Statement

1.1. Council may invest in a sponsorship which provides identified benefits to the Whitsunday community and aligns with Council's Corporate Plan, statutory requirements and in accordance with budgetary allocations, policies and procedures.

1.2 If a request for sponsorship is received by Council, the request is to be assessed against the following key principles:

1.2.1 Community Benefit - sponsorships must provide an identified economic, social, cultural or environmental benefit to the Whitsunday community.

1.2.2 Corporate Plan - sponsorships must align with the Corporate Plan and Council policies.

1.2.3 Risk Assessment - Council must consider issues such as reputational risk, potential conflicts of interest and financial investment versus return.

1.2.4 Fairness and Consistency - sponsorship commitments will take into consideration the need to support activities or programs across all townships in the region.

1.2.5 Not for Profit - Council will have the right to prioritise sponsorship commitments to activities or programs managed by not for profit groups.

1.2.6 Sponsorship is separate from Council's other funding programs stipulated in the Community Grants Policy and the Community Donations Policy as grants and donations are provided to recipients with no expectation of a commercial return for Council and/or the community.

1.3 A Sponsorship proposal and associated documents must be submitted to Council for review at least eight (8) weeks prior to the event.

1.4 For all sponsorship proposals with a value up to and including $5,000 (including cash and/or in kind contributions), the CEO may approve the sponsorship provided that such sponsorship complies with this policy.

1.5 For all sponsorship proposals with a value over $5,000 (including cash and/or in kind contributions), approval must be by Council resolution.

<u>Suitable Sponsorship Recipients</u>

2.1 Council shall only enter into sponsorships with potential recipients if the objectives and activities of the potential recipients are compatible with Council's legislative requirements, vision, plans, policies and cultural values.

Council Sponsorship Policy

Community Services - Community Development

COMM_09

Eligible Activities/Events or Programs

3.1 Council may consider sponsorship for:

3.1.1 Major sport/recreation events.

3.1.2 Community/cultural events.

3.1.3 Trade shows.

3.1.4 Business awards/conferences; and

3.1.5 Initiatives from other Government Agencies.

Ineligible Activities/Events or Programs

4.1 Council will not consider sponsorship for activities/events or programs that:

4.1.1 Are organised by political or religious organisations (not including charities that are run by religious groups);

4.1.2 Conflict with State or Federal legislation or directions.

4.1.3 Excludes or offends minority community groups.

4.1.4 Could present a hazard to the community or the environment.

4.1.5 Promotes gambling, smoking and/or consumption of other addictive substances.

4.1.6 May misrepresent Council's sponsorship motives.

4.1.7 Are held outside the region's boundaries or, where the majority of the audience is external to the region.

Levels of Sponsorship

5.1 For the purposes of this policy, a sponsorship will be defined as:

5.1.1 Minor - the sponsorship has a value up to and including $5,000.00; or

5.1.2 Major - the sponsorship has a value of more than $5,000.00.

The Agreement

6.1 For all sponsorships above $5,000 the sponsorship recipient must enter into a contract with Council, in writing, that sets out:

6.1.1 The mutual benefits of entering into this agreement.

6.1.2 The terms and conditions of the sponsorship for both parties.

6.1.3 The financial accountability requirements.

6.1.4 The agreed performance measure for assessment, post the activity/event or program.

6.1.5 The consequences of change of circumstance of either party.

6.1.6 The provision for termination or suspension of the agreement; and

6.1.7 The acquittal requirements.

Recognition of Council's Contribution

7.1 As part of any sponsorship, Council will be publicly acknowledged as a contributor. This recognition may include, but is not limited to:

7.1.1 Acknowledgement in media releases and promotional activities.

Council Sponsorship Policy

Community Services - Community Development

COMM_09

7.1.2 Brand exposure at events or associated functions.

7.1.3 Opportunities for Council to do onsite promotion during events; and

7.1.4 Opportunities for Council participation in formal ceremonies.

The Acquittal Process

8.1 As part of any sponsorship, the successful recipient must acquit the use of Council's contributions in a method determined by Council. The acquittal may require, but is not limited to, the provision of a report to Council detailing:

8.1.1 How the sponsorship funds were expended; and

8.1.2 Council's recognition at the event.

Applicable Legislation

Local Government Act 2009

Local Government Regulation 2012

Definitions

CEO refers to the Chief Executive Officer of the Whitsunday Regional Council appointed in accordance with the Local Government Act 2009.

Council refers to the Whitsunday Regional Council.

Employee refers to any employee, contractor, volunteer etc. of the Council.

Community/cultural events refer to larger sized events, such as festivals and exhibitions, that provide opportunities for the Whitsunday community to enjoy artistic endeavours including the arts, music, performance and/or those events that are of a cultural or heritage nature.

Initiatives from other Government Agencies refers to events/activities that may be of national or statewide significance that require Council's involvement.

Major sport/recreation events refer to those events that attract significant participation from outside the region and/or raise the profile of the region through the sport/recreation networks.

Sponsorship refers to a contractual business agreement under which a sponsor (Council) provides assistance, either through cash and/or in kind, in return for specified commercial benefits provided by the sponsorship recipient.

Sponsorship recipient refers to an individual or organisation that receives a contribution from Council, cash and/or in kind, as part of a sponsorship.

Trade shows refer to events specific to a particular type of industry or related groups of industries.

Related Documents

Whitsunday Regional Council Sponsorship Agreement

Community Grants Policy

Community Donations Policy

Council Sponsorship Policy

Community Services - Community Development

COMM_09

Human Rights Compatibility Statement

This Policy has been assessed as compatible with the Human Rights protected under the *Human Rights Act 2019.*

COUNCIL POLICY			
Date Adopted by Council	**8 September 2021**	**Council Resolution**	**2021/09/08.12**
Effective Date	**8 September 2021**	**Next Review Date**	**8 September 2024**
Responsible Officer(s)	**Manager Community Development & Libraries**	**Revokes**	**LSP_C&ENV_11**
Public Consultation: Yes / No			

13.2.5 - Sponsorship Request - League Queensland

DATE: Wednesday 24 May 2023

TO: Ordinary Council Meeting

AUTHOR: Hayley Borg - Events and Community Sponsorship Officer

AUTHORISING OFFICER: Julie Wright - Director Community Services

PRESENTED FOR: Decision

ATTACHMENTS

1. 1973 Whitsunday Redacted [**13.2.5.1** - 1 page]
2. 2023 Distributions [**13.2.5.2** - 2 pages]
3. 2023 Media Kit p 1 Redacted [**13.2.5.3** - 1 page]
4. 2023 Adv Specs and Prices p 2 [**13.2.5.4** - 1 page]

PURPOSE

Council to consider a request for sponsorship from League Queensland to assist with print and distribution costs of a printed magazine to highlight significant 50th Anniversary Whitsunday Rugby League achievements.

OFFICER'S RECOMMENDATION

That Council approve monetary sponsorship of $5,000 to assist League Queensland with print and distribution costs highlighting significant 50th Anniversary Whitsunday Rugby League achievements.

BACKGROUND

The Foley Shield is a rugby league competition that originated in North Queensland, Australia, and has been played since 1948. The competition is named after Tom Foley, a former Queensland rugby league player and coach. In general, winning the Foley Shield is considered a significant achievement in North Queensland rugby league circles, as it is a highly competitive and prestigious competition. The Foley Shield is contested between teams from various regions, including Cairns, Innisfail, Townsville, and Mackay.

In 1973, the Whitsundays team were a well-known team in the region, and they had a loyal following of supporters. In that year, the Whitsundays team claimed victory and won the prestigious Foley Shield, a notable achievement. Understandably, the 1973 Foley Shield win for the Whitsunday team and the local community was a historic moment for the team, as it was the first time, they had won the competition. The Foley Shield has not returned to the Whitsundays since. In 2023 it will be 50 years since the win.

"League Queensland" is the only print rugby league magazine with a total Queensland focus. The organisers are seeking to promote the 1973 win and commemorate the achievements of the Whitsunday team. Emphasising the cultural significance of rugby league in the local Whitsunday region and explain that the magazine will be a valuable resource for fans and supporters of the sport. The 8-page feature would be distributed on a Queensland wide basis and highlight further accomplishments from 1973 such as Collinsville winning the Senior Grade competition and then winning the North Queensland B Grade Championships in Townsville, Bowen won the Under 18 competition and went onto win the North Queensland B Grade Championships in Townsville. Proserpine won the Reserve Grade Competition and Whitsunday with 6-Bowen players, 6-Collinsville players and 6-Proserpine players won the Foley Shield for their first and only victory.

Council has not previously provided financial support to League Queensland.

DISCUSSION/CURRENT ISSUE

Council has received a request for sponsorship to assist League Queensland with print and distribution costs. The aim is to create a magazine that appeals to rugby league fans in North Queensland and showcases the achievements of the 1973 Foley Shield Whitsunday winning team and other notable achievement from 1973 in the Whitsundays.

The organisers intend to celebrate the significance of the 1973 Foley Shield Whitsunday winning team with readers and emphasise the value of creating a magazine to commemorate the players achievements. They aim to explain that this was a historic moment for the team, as it was the first time they had won the competition.

The print will include 500 magazines which have a retail value of $4,500.00. The magazine will be distributed throughout the four towns through the Council libraries, the junior and senior rugby league clubs and at a proposed reunion. The reunion event is anticipated to have a positive economic impact to the area, with visitors injecting money towards local businesses during their visit.

The request for sponsorship is for a sponsorship of $5,000. It is recommended that Council provide a $5,000 sponsorship to assist the event organisers print and distribute the copies to.

In return for sponsorship, Council may receive the following:

- Council logo included within the magazine, on advertising and promotional materials, including website and social media followers.
- Involvement in a key initiative to promote Whitsunday Rugby League and the Whitsunday region throughout Queensland.

STATUTORY/COMPLIANCE MATTERS

Local Government Act 2009
Local Government Regulation 2012
LSP_COMM_11 - Council Sponsorship Policy

STRATEGIC IMPACTS

Facilitate, foster and encourage region wide activities and programs that engage our community.

FINANCIAL IMPLICATIONS

The funds will be taken from JC: 2967.10249.63150 – Community Donations (2967) / Sponsorship (10249).

Description	Amount ($)
2022/23 Budget	100,000
Actual + Commitment	36,336
YTD Remaining Budget	**63,664**

CONSULTATION/ENGAGEMENT

Director Community Services

RISK ASSESSMENT

Reputational - Providing financial assistance to support local residents in pursuing endeavours while promoting the region reinforces Council's commitment to supporting the local community.

TIMINGS/DEADLINES

Sponsorship to be paid within one month of approval.

CONFLICT OF INTEREST DECLARATION

Council officers contributing to the preparation and approval of this report have no conflicts of interest to declare.

HUMAN RIGHTS IMPACT

Section 58 of the *Human Rights Act 2019* specifies required conduct for public entities when acting or making a decision. Sections 15-37 of the *Human Rights Act 2019* identifies the human rights a public entity must consider in making a decision. The human rights relevant to this decision are as follows:

- Section 19 – Freedom of movement.
- Section 21 – Freedom of expression.
- Section 24 – Right to own property and not be arbitrarily deprived of property.
- Section 27 – Cultural rights – generally – all persons with a particular cultural, religious, racial or linguistic background have the right to enjoy their culture, to declare and practice their religion and use their language.
- Section 28 – Cultural rights – Aboriginal peoples and Torres Strait Islander peoples.

This decision does not limit the above identified human rights.

ALTERNATIVES CONSIDERED

Options	Description	Positives	Negatives
Option 2	Not provide support	Save up to $5,000	Negative public comment from organisers and community.

LEAGUE QUEENSLAND
www. leaguequeensland.com.au Editor: Tony Price M: 0427 451 913 E: tony@leaguequeensland.com.au

3rd March 2023

[redacted]

[redacted]

Our "League Queensland" magazine now in its eighth season is the only print rugby league magazine with a total Queensland focus so ideal to promote the 50th Anniversary of the only major rugby league event that the combined three towns of Bowen, Collinsville and Proserpine achieved and that's the 1973 Foley Shield.

As you know I'm a Whitsunday local, the family has been in the area for 113 years and only moved from Bowen to be here back in 1910. Since 2013 I have written 10 rugby league books and more than 50 magazines that have been distributed and sold throughout Australia including a 'History of Whitsunday Rugby League'.

I would like the Council's support through advertising to do a historical feature about the 1973 season which has a total Whitsunday focus. In fact, in 1973 the following happened.

1. Collinsville won the Senior Grade competition and went onto win the North Queensland B Grade Championships in Townsville.
2. Bowen won the Under 18 competition and went onto win the North Queensland B Grade Championships in Townsville.
3. Proserpine won the Reserve Grade Competition.
4. Whitsunday with 6-Bowen players, 6-Collinsville players and 6-Proserpine players won the Foley Shield for their first and only victory.

I would be prepared to do an 8-page feature with a 4-page cover and the 8-page feature would be distributed on a Queensland wide basis. I would include 500 magazines which have a retail value of $4,500.00 which would be distributed throughout the four towns through the Council libraries, the junior and senior rugby league clubs and at a proposed reunion that will bring people and dollars to the area.

Total Cost $5,000.00 + GST

I have attached our 2023 Media Kit, advertising deadlines, ad dimensions and pricing structure. I have also included our area of distribution which includes corporate boxes at Gold Coast Titans, Brisbane Broncos and NRL Dolphins.

Kind Regards

[redacted]

LEAGUE QUEENSLAND

DISTRIBUTION – 2023 **All Things Rugby League in Queensland**

Major Stadiums
Suncorp (Brisbane) – Brisbane Broncos and Dolphins Corporate areas.
The Gabba (Brisbane) – some NRL games during Suncorp upgrade
Cbus (Gold Coast) – Gold Coast Titans home games
Moreton (Redcliffe) – Dolphins NRL home games
Qld Country Bank (Townsville) – NQ Cowboys home games
Sunshine Coast Falcons/some NRL games

Regional Stadiums
BB Print – Mackay Cutters
Bishop Park – Norths Devils
Browne Park – CQ Capras
Jack Manski Oval – Townsville Blackhawks
BMD Kougari Oval – Wynnum Manly
UAA Pizzey Park – Burleigh Bears
Salter Oval – NRL Bulldogs vs Cowboys
Totally Workwear – Brisbane Tigers

Leagues Clubs
Burleigh Bears
Burleigh Sports
Brothers Bundaberg
Easts Coorparoo
Kirwan Sports
Magpies Sports (Mackay)
Norths Devils (Nundah)
Waves Bundaberg
Sarina Leagues/Services
Souths Mackay
Brothers Townsville
Wests Walkerston

Brisbane Suburbs
Aspley – Leagues Club
Bribie Island – Queensland Rugby League
Brisbane CBD – Deadly Choices
Browns Plains – Deadly Choices
Caboolture – Deadly Choices, Caboolture Snakes
Coorparoo – Brisbane Tigers
Cornubia – Chisholm College
Deception Bay – Deadly Choices
Eagle Farm - Gallopers
Kedron – Padua College
Loganlea – Deadly Choices
Logan – Deadly Choices
Logan Central – Struddy's, Deadly Choices
Loganholme – Deadly Choices
Manly West – Wynnum Seagulls
Margate – Deadly Choices
Milton – Queensland Rugby League
Mitchelton – Wests Arana Hills
Morayfield – Deadly Choices
Mount Gravatt – Clairvaux MacKillop
Northgate – Deadly Choices
Nundah – Norths Juniors, Norths Devils
Paddington – Caxton Hotel
Red Hill – Brisbane Broncos, Coffee Shop, Leagues Club
Redcliffe Rugby League
Salisbury – Deadly Choices
Shorncliffe – St Patrick's College
South Brisbane – St Lawrence's College
Stradbroke Island – Deadly Choices
Strathpine – Deadly Choices
Tingalpa – Fielders Club
West End – Souths Logan Magpies
Windsor – Deadly Choices
Woolloongabba – Deadly Choices
Wynnum – Wynnum Juniors

Gold Coast
Bilinga – Deadly Choices
Burleigh Waters – Marymount College.
Coolangatta Hotel
Coomera – Deadly Choices
Miami – Burleigh Bears, Deadly Choices
Parkwood – Gold Coast Titans
Tweed Heads Seagulls

Ipswich Area
Booval – Deadly Choices
Goodna – Deadly Choices
Liadley – Deadly Choices
Ipswich CBD – Deadly Choices
North Ipswich – Ipswich Jets, Leagues Club

Southwest Queensland
Charleville – Deadly Choices
Chinchilla – Club Hotel
Cunnamulla – Deadly Choices
Dalby – Leagues Club
Mitchell – Deadly Choices
Quilpie – Deadly Choices
Roma – Deadly Choices
Toowoomba Rugby League

Wide Bay
Avondale Rugby League
Bagarra Beach

Bundaberg Toyota, Coral Coast Ford
Bundaberg – Eastern Suburbs RLFC
Bundaberg – Western Suburbs RLFC
Bundaberg West – Bundaberg Brothers
Burnett Heads
Burrum Heads
Childers Rugby League
Gin Gin Rugby League
Gympie Rugby League
Hervey Bay Rugby League
Isis Rugby League
Maryborough Brothers Rugby League
Miriam Vale Rugby League
Norville Waves Tigers
South Kolan Rugby League

Central Queensland
Emerald – Maraboon Hotel
Moranbah Workers Club, Rugby League
Mount Morgan – Deadly Choices
Rockhampton – Deadly Choices, CQ Capras
Yeppoon Seagulls Rugby League

Mackay Area
Glenella Magpies Rugby League
Mackay City – Carltons Rugby League, Deadly Choices
Mackay North – Norths Juniors
Mackay West Rugby League
Mackay Souths Rugby League
Mt Pleasant – Brothers JRLFC
Paget Brothers Rugby League
Sarina Rugby League
Walkerston Wanderers

Whitsunday
Airlie Beach Hotel
Bowen Grand View Hotel, Bowen RLFC
Cannonvale Reef Gateway Hotel
Collinsville – Nugents Foodworks
Proserpine Metropole Hotel, Caltex Service Station

Townsville
Garbutt – Deadly Choices
Kirwan – Brothers Rugby League

Far North Qld
Atherton Deadly Choices
Babinda Deadly Choices
Cairns Deadly Choices
Edmonton Deadly Choices
Ingham Rugby League
Innisfail Brothers Leagues Club
Kuranda Deadly Choices
Manoora Deadly Choices
Mareeba Deadly Choices
Mornington Is Deadly Choices
Ravenshoe Deadly Choices
Tully Rugby League
Weipa Albatross Bay Resort
Yarrabah Rugby League/Deadly Choices

Northwest Queensland
Doomadgee – Deadly Choices
Mount Isa – Deadly Choices/Rugby League

LEAGUEQUEENSLAND.COM.AU

LEAGUE QUEENSLAND

MEDIA KIT 2023

ALL THINGS RUGBY LEAGUE IN QUEENSLAND

Editor: [redacted]

2022 Queensland Origin Team
IMAGE: Courtesy QRL Media

2023 will be the eighth season for "League Queensland" and we would love to invite you along for what will be a momentous year for rugby league in the 'Sunshine State'. Our continued growth in hard times has been a testimony to our resolute advertisers and sponsors, many of whom have been with us since our inaugural year in 2016. We thank them for that support.

In 2023 we will produce six (6) magazines stretching from March through to September and will cover the NRL, NRLW, Host Plus Cup, BMD Cup, and most regional competitions around Queensland.

Our distribution network stretches from Mornington Island in the far north-west to the New South Wales border, and suffice to say barely a suburb or town would not see "League Queensland" in 2023.

We pride ourselves on our accurate historical content and will support any club that is holding a reunion during the season with editorial content. Many Queensland clubs have been around for more than 100 seasons while several teams will be celebrating major Grand Final victories.

We cover women in league, 'Deadly Choices' school-based rugby league and regional rugby league in a big way. We are "League Queensland".

The 2023 season will see an additional Queensland-based rugby league team in the Dolphins joining the fold while the Western Clydesdales will be an additional team in the strong Queensland-wide Host Plus Cup.

- Brisbane Broncos • Dolphins • Gold Coast Titans • North Queensland Cowboys
- Women in League • PNG Hunters • Northern Pride • Townsville Blackhawks
- Mackay Cutters • CQ Capras • Sunshine Coast Falcons • Redcliffe Dolphins
- Norths Devils • Western Clydesdales • Northern Division • Central Division
- South East Division • Deadly Choices • Rugby League Community

LEAGUE QUEENSLAND

A quality magazine with a long shelf life and available state-wide

AD SPECS/PRICES (excl. GST)

PRINT ADVERTISEMENT	**TRIMMED** SIZE *(final dimensions)*	**BLEED ADDED** *(3mm added each side)*	SINGLE	2 ISSUES	3 ISSUES	4 ISSUES	5 ISSUES	6 ISSUES
QUARTER PAGE	210mm x 74mm	216mm x 80mm	$700	$1,260	$1,785	$2,400	$2,750	$3,000
HALF PAGE	210mm x 138mm	216mm x 144mm	$1000	$1,800	$2,550	$3,400	$4,250	$5,000
FULL PAGE	210mm x 297mm	216mm x 303mm	$1,900	$3,230	$4,845	$6,460	$8,100	$10,000

CLUB/AREA FEATURES: **6 Issues** x 2 page with 210mm x 74mm (¼ strip ad) and logo – $2,500 +GST

UNDERSTANDING AD SPECS TO HELP MAKE YOUR ADS LOOK THEIR BEST

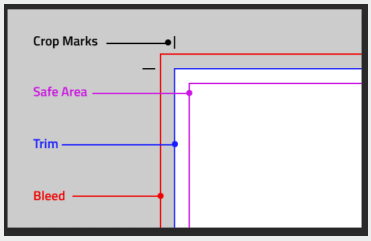

- **Trim/crop** marks indicate where the printed pdf should be cut and **bleed** is the area beyond the trim mark.
- Bleed is added to PDFs so that a white edge does not appear on finished publication.
- It's also a good idea to keep any critical text or important graphics away from the edge of the page and in what is referred to as the "**safe zone**" or within the margin area.

FORMAT:
please send your advertisement as a high-resolution pdf showing trim/crop marks and bleed.

Norths Devils 2023 Host Plus Champions
IMAGE: QRL Media

13.2.6 - Financial Support for a Junior Elite Athlete - 24 May 2023

DATE: Wednesday 24 May 2023

TO: Ordinary Council Meeting

AUTHOR: Jacqueline Neave - Arts & Community Programs Officer

AUTHORISING OFFICER: Julie Wright - Director Community Services

PRESENTED FOR: Decision

ATTACHMENTS

Nil

PURPOSE

For Council to consider the applications for Financial Support for a Junior Elite Athlete.

OFFICER'S RECOMMENDATION

That Council approve financial support for the following applicants:

a) Carys Ferguson – U13 Junior Nissan State Age Netball Event - $250
b) Holly Perrin – Northern Region School Sport 13-19yrs Girls Water Polo Championships - $250
c) Quade Scott Norther Region School Sport 10-12yrs Australian Football Team Championships - $250
d) Willow Gaffney – Northern Region School Sport 16-19yrs Girls Football Team Championships - $250
e) Lincoln Douglas – Northern Region School Sport Boys Rugby League Team - $250
f) Nara Suckling - U13 Junior Nissan State Age Netball Event - $250
g) Brina Kelly - U13 Junior Nissan State Age Netball Event - $250
h) Myka Kelly - U13 Junior Nissan State Age Netball Event - $250
i) Isabella Bruce - Queensland State Laser Titles - $500
j) Luke Austin – Queensland State Laser Titles - $500
k) Benjamin O'Neill – Queensland Motocross Championships - $500
l) Thomas O'Neill – Queensland Motocross Championships - $500

BACKGROUND

At the Ordinary Council Meeting held on 28 July 2021, Council resolved to adopt a policy to provide Financial Support for a Junior Elite Athlete. The level of funding available to individual Junior Elite Athletes is calculated on a progressive scale, the higher the level of representation the greater the financial support, as outlined below:

Level of Representation	Allocation ($)
Representing North Queensland or equivalent in State level competition	250
Representing Queensland within Queensland	500
Representing Queensland Interstate	1,000
Representing Australia Overseas	up to 2,000

DISCUSSION/CURRENT ISSUE

Name	Age	Competition	Representation Level	Sport	Amount ($)
Carys Ferguson	14	U13 Junior Nissan State Age Netball Event 24-27 June 2023 Townsville	State Level	Netball	250
Holly Perrin	16	Northern Region School Sport 13-19yrs Girls Water Polo Team 27-30 April 2023 Brisbane	State Level	Water Polo	250
Quade Scott	12	Northern Region School Sport 10-12yrs Australian Football Team Championships 8-11 June 2023 Maroochydore	State Level	Australian Football	250
Willow Gaffney	17	Northern Region School Sport 16-19yrs Girls Football Team Championships 11-14 May 2023 Tingalpa	State Level	Football	250
Lincoln Douglas	12	Northern Region School Sport 11-12yrs Boys Rugby League State Carnival 22-27 June 2023 Gladstone	State Level	Rugby League	250
Nara Suckling	13	U13 Junior Nissan State Age Netball Event 24-27 June 2023 Townsville	State Level	Netball	250
Brina Kelly	13	U13 Junior Nissan State Age Netball Event 24-27 June 2023 Townsville	State Level	Netball	250
Myka Kelly	11	U13 Junior Nissan State Age Netball Event 24-27 June 2023 Townsville	State Level	Netball	250
Isabella Bruce	17	Queensland State Laser Titles 29-30 April 2023 Woody Point S.E. Qld	Representing Queensland within Queensland	Sailing	500

Luke Austin	16	Queensland State Laser Titles 29-30 April 2023 Woody Point S.E. Qld	Representing Queensland within Queensland	Sailing	500
Benjamin O'Neill	15	Queensland Motocross Championships 29-30 April & 20-21 May 2023 Gladstone – April Coolum - May	Representing Queensland within Queensland	Motocross	500
Thomas O'Neill	16	Queensland Motocross Championships 29-30 April & 20-21 May 2023 Gladstone – April Coolum - May	Representing Queensland within Queensland	Motocross	500
				Total	**4,000**

Holly Perrin and Isabella Bruce have both previously received funding through the Junior Elite Athlete Program.

Holly represented North Queensland in Swimming March 2023, and was selected to represent Queensland in the National Qualifier Age Swimming in April 2023

Isabella Bruce represented Australia in 2019 in Sailing HKODA Open and National Championships.

All other applicants have not previously received funding through the Junior Elite Athlete Program. It should be noted, the applications were received prior to the competition.

STATUTORY/COMPLIANCE MATTERS

Local Government Act 2009
Local Government Regulation 2012
LSP_COMM_05 – Financial Support for a Junior Elite Athlete Policy

STRATEGIC IMPACTS

Facilitate, foster, and encourage region wide activities and programs that engage our community.

FINANCIAL IMPLICATIONS

The funds will be taken from JC: 2967.11074 – Community Donations (2967) / Donations (11074).

Description	Amount ($)
2022/23 Budget	120,000
Actual + Commitment Spend	114,084
YTD Remaining Budget	**5,916**

CONSULTATION/ENGAGEMENT

Director Community Services

RISK ASSESSMENT

This financial assistance shows Council's commitment to providing support to local junior elite athletes competing in a regional, state, or national level competition. Council's support of local community members demonstrates community engagement and willingness to grow local talent – impacting favourably on Council's reputation.

TIMINGS/DEADLINES

To be paid within one month of approval.

CONFLICT OF INTEREST DECLARATION

Council officers contributing to the preparation and approval of this report have no conflicts of interest to declare.

HUMAN RIGHTS IMPACT

This decision does not limit human rights.

ALTERNATIVES CONSIDERED

Options	Description	Positives	Negatives
Option 2	Not provide financial support	Maintain budget level	Community disquiet due to lack of support

13.2.7 - Sport & Recreation Club Grants - 24 May 2023

DATE: Wednesday 24 May 2023

TO: Ordinary Council Meeting

AUTHOR: Jacqueline Neave - Arts & Community Programs Officer

AUTHORISING OFFICER: Julie Wright - Director Community Services

PRESENTED FOR: Decision

ATTACHMENTS

Nil

PURPOSE

For Council to consider the payment of the Sport & Recreation Club Grants for May 2023 in accordance with Council's Sport & Recreation Grant Guidelines.

OFFICER'S RECOMMENDATION

That Council approve the payment of a Sport & Recreation Club Grant to the Collinsville Bowling Club Inc. for $1,000.

BACKGROUND

To be eligible for the Sport & Recreation Grant a club must meet the following criteria:

- Is incorporated and meets the obligations with the Office of Fair Trading
- Is covered with the appropriate level of public liability insurance (20 million)
- Provides membership data (as defined by Council) to Council on an annual basis.

The level of funding available to clubs will be based on a progressive scale, the larger the participation rate, the larger the support to the club. Participation is defined as being the total number of active members within the club.

The Sport & Recreation Clubs Grants are allocated based on the following:

Band Level	No. of Active Participants	Grant Allocation ($)
Band 1	>250	5,500
Band 2	101 – 250	3,000
Band 3	51 – 100	1,500
Band 4	4 - 50	1,000

DISCUSSION/CURRENT ISSUE

The following applications were submitted:

Organisation Name	Junior Members	Senior Members	Total Members	Band	Public Liability	Amount Requested ($)
Collinsville Bowling Club Inc.	0	17	17	4	Yes	1,000
					Total	**1,000**

STATUTORY/COMPLIANCE MATTERS

Local Government Act 2009
Local Government Regulation 2012
LSP_COMM_ - Community Grants Policy

STRATEGIC IMPACTS

Facilitate, foster, and encourage region wide activities and programs that engage our community.

FINANCIAL IMPLICATIONS

The funds will be taken from budget code: JC:2967.10250 – Community Donations (2967) / Club Grants (10250).

Description	Amount ($)
2022-2023 Budget	150,000
Actual + Commitment	137,755
YTD Remaining Budget	**12,245**

CONSULTATION/ENGAGEMENT

Director Community Services

RISK ASSESSMENT

Reputational Risk – Providing funding support to the community and recognising the efforts of local Sport & Recreational Clubs is a positive outcome for Council.

TIMINGS/DEADLINES

Payment will be made within one month of approval.

CONFLICT OF INTEREST DECLARATION

Council officers contributing to the preparation and approval of this report have no conflicts of interest to declare.

HUMAN RIGHTS IMPACT

This decision does not limit the identified human rights.

ALTERNATIVES CONSIDERED

Options	Description	Positives	Negatives
Option 2	Not approved	Save money in the budget	Negative impact for Council not showing support to clubs

13.2.8 - Temporary Closure - Kings Beach, Bowen and Denison Park, Botanical Gardens - 14 June 2023 to 16 August 2023

DATE: Wednesday 24 May 2023

TO: Ordinary Council Meeting

AUTHOR: Julie Wright - Director Community Services

AUTHORISING OFFICER: Julie Wright - Director Community Services

PRESENTED FOR: Decision

ATTACHMENTS

1. Proposed Temporary Closure Area, Kings Beach [**13.2.8.1** - 1 page]
2. Proposed Temporary Closure Area, Denison Park [**13.2.8.2** - 1 page]

PURPOSE

To temporarily close Kings Beach, Bowen from the mouth of Sandhill Creek from Wednesday, 14 June 2023 to Wednesday, 16 August 2023 and Denison Park, Bowen Botanical Gardens from Wednesday, 14 June 2023 to Wednesday, 16 August 2023, in accordance with *Whitsunday Regional Council Local Law No. 4 (Local Government Controlled Areas, Facilities and Roads) 2014* to enable the area to be used by the Department of Defence to conduct Exercise Sea Explorer 23, Exercise Sea Raider 23 and Talisman Sabre 2023 activities including a Joint Logistics Over The Shore (JLOTS) exercise to move cargo from vessels onto land which are too large to enter locally available or preferred established ports.

OFFICER'S RECOMMENDATION

That Council temporarily close:

a) Kings Beach, Bowen from the mouth of Sandhill Creek from 5:00pm Wednesday, 14 June 2023 to 5:00am Wednesday, 16 August 2023, and,
b) Denison Park, Bowen Botanical Gardens from 5:00pm Wednesday, 14 June 2023 to 5:00am Wednesday, 16 August 2023,

in accordance with *Whitsunday Regional Council Local Law No. 4 (Local Government Controlled Areas, Facilities and Roads) 2014*.

BACKGROUND

At an Ordinary Meeting held 16 May 2018, Council resolved the following:

> *Council resolves to temporarily close Kings Beach Bowen, from the mouth of Sandhill Creek from 8:00am Monday 28th May 2018 to 8:00am Friday 15th June, 2018 in accordance with Whitsunday Regional Council Local Law No. 4 (Local Government Controlled Areas, Facilities and Roads) 2014.*

At an Ordinary Meeting held 10 April 2019, Council resolved the following:

> *Council resolves to temporarily close Kings Beach, Bowen from the mouth of Sandhill Creek from 5:00am Monday, 22 July 2019 to 5:00am Wednesday, 24 July 2019 in accordance with Whitsunday Regional Council Local Law No. 4 (Local Government Controlled Areas, Facilities and Roads) 2014.*

At an Ordinary Meeting held 12 May 2021, Council resolved the following:

Council resolves to temporarily close

a) Kings Beach Bowen, from the mouth of Sandhill Creek from 5:00am Sunday 18 July 2021 to 5.00am Saturday 31 July, 2021, and,

b) Denison Park, Bowen Botanical Gardens from 5:00am Thursday, 8 July 2021 to 5:00am Tuesday, 3 August 2021,

in accordance with Whitsunday Regional Council Local Law No. 4 (Local Government Controlled Areas, Facilities and Roads) 2014.

DISCUSSION/CURRENT ISSUE

Land and sea defence exercises known as Sea Explorer 23, Sea Raider 23 and Talisman Sabre 2023 are being conducted in and around the Bowen area from 15 June 2023 to 15 August 2023.

Council is in receipt of a request to close Kings Beach, Bowen by the Australian, Defence Force for amphibious activities commencing on Thursday, 15 June 2023 and concluding on Tuesday, 15 August 2023. A second request has also been received to close Denison Park, Bowen Botanical Gardens from Wednesday, 14 June 2023 to Wednesday, 16 August 2023 for land based activities.

In accordance with Whitsunday Regional Council Local Law No. 4 (Local Government Controlled Areas, Facilities and Roads) 2014 Part 2 Section 8 – Power of closure of local government controlled areas –

(a) The local government may, by resolution, temporarily close a local government controlled area to public access—
  (a) to carry out construction, maintenance, repair or restoration work; or
  (b) to protect the health and safety of a person or the security of a person's property; or
  (c) because of a fire or other natural disaster; or
  (d) to conserve or protect the cultural or natural resources of the area or native wildlife.

(b) A resolution under subsection (1)—
  (a) must state a period, not greater than 6 months, during which the area will be closed; and
  (b) must be revoked by the local government as soon as practicable after the local government becomes satisfied that the reason for making the resolution no longer exists.

Kings Beach, Bowen is a designated Dog and Horse Exercise Area in accordance with *Whitsunday Regional Council Local Law No. 2 (Animal Management) 2014*. Therefore, it is considered the beach be closed to protect the health and safety of the public that may utilise the area to exercise their dog/s or horses.

STATUTORY/COMPLIANCE MATTERS

Local Government Act 2009
Local Government Regulation 2012
Whitsunday Regional Council Local Law & Subordinate Local Law No. 2 (Animal Management) 2014
Whitsunday Regional Council Local Law & Subordinate Local Law No. 4 (Local Government Controlled Areas, Facilities and Roads) 2014

STRATEGIC IMPACTS

Facilitate, foster and encourage region wide activities and programs that engage our community.

FINANCIAL IMPLICATIONS

Approval of the recommendation will require the installation of signs including a Variable Message Board at a cost of approximately $2,000 in total for the duration of the exercise.

CONSULTATION/ENGAGEMENT

Scott Hardy – Manager Natural Resource Management & Climate
Carlos Barrero – Civil Engineer, Roads & Drainage
Queensland Police Service

RISK ASSESSMENT

Risk assessments have been carried out by respective Defence Force Agencies in regard to each Exercise to ensure any associated risks identified have been addressed.

TIMINGS/DEADLINES

30 May 2023 to enable the closures to be advertised to the community.

CONFLICT OF INTEREST DECLARATION

Council officers contributing to the preparation and approval of this report have no conflicts of interest to declare.

HUMAN RIGHTS IMPACT

Section 58 of the *Human Rights Act 2019* specifies required conduct for public entities when acting or making a decision. Sections 15-37 of the *Human Rights Act 2019* identifies the human rights a public entity must consider in making a decision. The human rights relevant to this decision are as follows:

- Section 19 – Freedom of movement.
- Section 21 – Freedom of expression.
- Section 24 – Right to own property and not be arbitrarily deprived of property.
- Section 27 – Cultural rights – generally – all persons with a particular cultural, religious, racial or linguistic background have the right to enjoy their culture, to declare and practice their religion and use their language.
- Section 28 – Cultural rights – Aboriginal peoples and Torres Strait Islander peoples.

This decision does not limit the above identified human rights.

ALTERNATIVES CONSIDERED

Options	Description	Positives	Negatives
Option 2	Decline the request	None	The exercises may relocate to an alternate region.

Attachment 13.2.8.1 Proposed Temporary Closure Area, Kings B

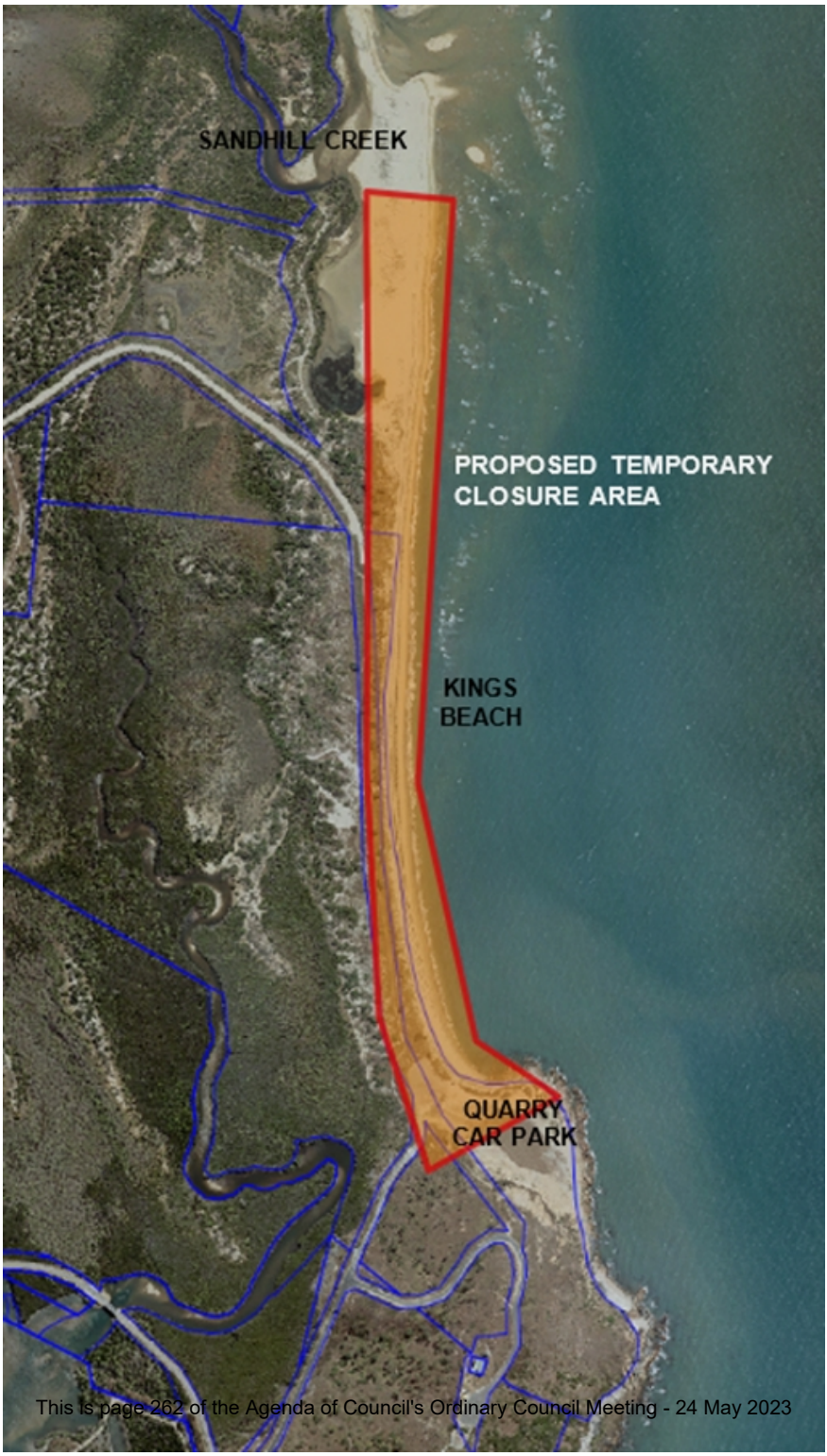

Attachment 13.2.8.2 Proposed Temporary Closure Area, Denison Park

13.2.9 - Community Services Monthly Report - April 2023

DATE: Wednesday 24 May 2023

TO: Ordinary Council Meeting

AUTHOR: Erin Finau - Administration Coordinator Community Services

AUTHORISING OFFICER: Julie Wright - Director Community Services

PRESENTED FOR: Information

ATTACHMENTS

1. Community Services Monthly Report - Apr'23 [**13.2.9.1** - 24 pages]

PURPOSE

The purpose of the report is to set out an account of statistics pertaining to the functions of each branch within the Community Services Directorate for the month of April 2023.

OFFICER'S RECOMMENDATION

That Council receive the Community Services Monthly Report for April 2023.

BACKGROUND

The Community Services Directorate has a departmental vision of a prosperous, liveable, and sustainable Whitsundays. The directorate's purpose is to lead the delivery of economic, social, environmental, and recreational outcomes for the Whitsundays through services in partnership with stakeholders.

The directorate's vision is delivered by bringing together the functions of Community Development & Libraries, Aquatic Facilities & Caravan Parks, Environmental Health & Local Laws, Natural Resource Management & Climate, Customer Service, Cultural Heritage and Proserpine Entertainment Centre & Associated Venues.

DISCUSSION/CURRENT ISSUE

This report provides an overview of Whitsunday Regional Council's Community Services Directorate for the 2022/2023 financial year with particular focus on the month of April 2023.

STATUTORY/COMPLIANCE MATTERS

N/A

STRATEGIC IMPACTS

Through strong and open leadership, develop an organisation with a culture of respect, accountability and community service.

FINANCIAL IMPLICATIONS

Manage within existing budget allocation.

CONSULTATION/ENGAGEMENT

Coordinator Natural Resource Management & Climate
Manager Community Development & Libraries

Manager Customer Service
Manager Proserpine Entertainment Centre

RISK ASSESSMENT

Regular reporting on the Directorate's progress and achievements ensures accountability and fosters a positive culture.

TIMINGS/DEADLINES

N/A

CONFLICT OF INTEREST DECLARATION

Council officers contributing to the preparation and approval of this report have no conflicts of interest to declare.

HUMAN RIGHTS IMPACT

No

ALTERNATIVES CONSIDERED

N/A

Community Services

Community Development & Libraries
Aquatic Facilities & Caravan Parks
Proserpine Entertainment Centre
Environmental Health & Local Laws
Natural Resource Management & Climate
Customer Service
Cultural Heritage

Monthly Report | April 2023

Director's Report

April 2023 saw the Community Services team undertake events along with activities, projects and compliance issues.

The second week of school holidays was Queensland Youth Week. To celebrate the week on Friday 14 April the Airlie Beach Foreshore came alive with activities such as face painting, circus skills, wildlife encounters and much more. Proserpine Youth Space attended and offered pet rock making workshops. It was followed by a double screening of "Shark Tale and Oddball" with more than 450 attendees enjoying the evening.

The fun continued Saturday 15 April with the last of the Get Active events. Get Active Bowen was attended by 619 people.

The Proserpine Entertainment Centre's Ticket sales for the month totalled 1,100 an increase of 14.2% from the previous month. PEC Website Hits also increased to a reach of 11,518 with the Facebook Reach increasing from 11,143 to 11,687 from the previous month.

Shows & Performances for the month of April included the following: -

- Beauty & The Beast (St Catherine's Catholic College)

Anzac Day Dawn Service & Mid-Morning Service were both held in the PEC's garden area.

Cinema featured Penguin Bloom, Goonies, Back to the Future II, Back to the Future III, Creed III, ET, Land Before Time, Paper Planes, Shazam 2, John Wick 4, Argonuts and Dungeons & Dragons.

My Community Directory + Diary searches totalled 5,443 a decrease of 21.8% from March 2023. The top five searched categories for April are Health Services, Environment & Conservation, Recreation & Leisure, Sport and Community Clubs & Interest Groups.

Top ten health services searches for April are: -

- Hospital
- Allied Health
- Dental & Oral Health
- Mental Health Services
- General Practice /Doctor
- General Health Services
- Specialists
- Pharmacies
- Emergency Departments
- Child Youth & Family Health

Cannonvale Library hosted another ParentMedic session during April and again proved popular with the community, with 32 participants attending the event.

The 2-hour baby-friendly session gave out important information to parents, grandparents, and caregivers about baby first aid, health and safety, and education such as baby CPR, burns, poison ingestion, and other emergencies.

The region's libraries held a range of activities during the April school holidays that were well attended by the community. These included lots of easter craft, optical illusion art, STEAM; build a mechanical hand, make your own birdfeeder, wooden windchimes, cardboard box critters and egg carton floral wall hangings. Local author and illustrator, Sofia Fortunato also attended Bowen, Proserpine and Cannonvale Libraries to read her new children's book *Magic Big Sister* and talk about the science behind it.

Whitsunday Regional Libraries engaged Children's Discovery during the school holidays to provide Big Bang science workshops for families that included DNA Extraction, Tricks of the Eye, Sounds of Silence and Wind Things. Staff training was also provided to deliver future to expand their scientific knowledge by

exploring the contents of the Discovery kits alongside families and engaging in a range of tabletop experiments.

Bowen Library held their first weekly Little Library Play session on Friday, 21st April. The library team are trialling this session aimed at walking age to 3 years during Term 2 to monitor attendance. Five families enjoyed the various play stations set up to encourage young ones to learn how to take turns, cooperate and share. The session also helps children to exercise their imagination and creativity through roleplay.

Photo 3 - Youth Week - Whitsunday Regional Libraries

The libraries celebrated Youth Week holding activities such as DIY marble dipped mugs and a Star Wars robotic party in Bowen, clay creations with a group from HeadSpace Proserpine and a games party in Proserpine Library.

First 5 Forever participated in the Get Active Family Fun Days held at Proserpine, Airlie Beach and Bowen. It was a great opportunity to connect with the community and promote our library services

Photo 4 - First 5 Forever - Get Active Bowen

The Region's Libraries monthly borrowings, attendance and website visits increased however e-Library both decreased from April 2022.

- Attendance 9115 – 28.43% increase
- Borrowings 11,739 – 10.07% increase
- e-Library 2401 – 407% decrease
- Library Website Visits 2,197 – 4.32% increase.

Natural Resource Management's Projects for April 2023 include:

- A total of 100.5km of weeds along State controlled Roads were sprayed by contractors for the month of March for the Road maintenance Performance Contract (RMPC) program.
- The aerial baiting of Yellow Crazy Ants (YCA) at Shute Harbour occurred on the 13th of April.
- NRM Team are working with James Cook University on a Yellow Crazy Ant DNA project. Staff collected soil samples at a number of locations with and without YCA which will be part of a program to develop a method to test for the presence of YCA using soil sampling.
- NRM worked with Collinsville residents on the 3rd - 6th April 2023 as part of a coordinated smoking action to try and move the 2,800 black Flying Fox out of town.
- On the 28th of April the population of flying fox in Collinsville was approximately 2,450 with the majority being located on eight residential properties.
- Bushfire Management Workshops are set down for the 13th to 27th of May. The topics covered will be introduction to bushfire management, cultural burns and the use of fire in regenerative agriculture. Council will be advertising dates and venues shortly.
- VERIS have been engaged to assist with the Urban Shoreline Benchmarking Project. The project will start in the next few weeks and will involve the use of drones to collect LIDAR information along our urban coastline. The data will then be used to develop a 2023 shoreline which can be used to monitor rates of coastal erosion and possibly used as a decision support tool to decide when and where beach nourishment may be undertaken.

Photo 5 - Ground baiting - Yellow Crazy Ants

The following are the average monthly occupancy rates at each of Council's Caravan Parks:

- Proserpine Tourist Park – 58% a 5.7% increase from April 2022.
- Wangaratta Caravan Park – 39% a 3% increase from April 2022.
- Proserpine RV Park currently closed.

The Bowen Work Camp contributed 319.25 hours towards Community landscaping Maintenance, Community Indoor Tasks + Whitsunday Regional Council Landscape Maintenance.

The Community Services Team received 271 CRMs for April (174 completed) with the Environmental Health and Local Law Units receiving 247 (163 completed) complaints/requests for the month.

Top five complaint categories in regard to complaints received 'Other' Local Laws are: -

1. Overgrown properties
2. Illegal Parking
3. Abandoned Vehicles
4. Illegal Dumping
5. Advertising

Council's Off-Street Carparks generated $80,160 for the month with 12,212 transactions, an increase of 30.58% from the previous month.

The Community Services Administration Officers' statistics for April 2023 include the following:

- Correspondence Generated – 298 items
- Civica & ECM Registrations – 1,116 tasks
- 616 Telephone Calls (internal and external).

Customer Service saw 1,034 visitors through the service centres a decrease of 65.3% attendance to the previous month with a significant decrease of receipts issued to 9,638 from 28,944 during March.

Total BPay, Austpost, Direct Deposits & eServices payments for the month is 67.92% of total payments received.

Telephone calls decreased to 3,281 from 5,653 a drop of 41.9% from the previous month.

After hours calls generated 156 tasks to be actioned for April 2023 a 46.79% increase due to the number of public holidays throughout the month.

Aquatic Facility user statistics for April 2023 in comparison to April 2022 are listed below:

- Airlie Beach Lagoon increased by 65.7% to 32,229
- Bowen Pool – increased by 48.56% to 4,803
- Proserpine Pool – increased by 66.7% to 2853
- Collinsville Pool – decreased by 53.2% to 712

April 2023 saw the region host 4 Cruise Ships with a total of 12,220 passengers on board. 8,025 passengers and crew passed through the marina to enjoy tours offered throughout the area plus a visit to Airlie Beach.

Whitsunday Regional Council hosted the Consultative Committee Meeting held on 18th April in regard to the Indigenous Land Use Agreement with all respective parties in attendance including representatives of the Jangga People, Issaac Regional Council and Charters Towers Regional Council.

Julie Wright
Director Community Services

General

The Community Services Directorate has a departmental vision of a prosperous, liveable, and sustainable Whitsundays. The directorate's purpose is to lead the delivery of economic, social, environmental, and recreational outcomes for the Whitsundays through services in partnership with stakeholders.

The directorate's vision is delivered by bringing together the functions of Community Development & Libraries, Aquatic Facilities & Caravan Parks, Environmental Health & Local Laws, Natural Resource Management & Climate, Customer Service, Cultural Heritage & Collinsville Independent Living Facility.

Administration Officers

Service	YTD	Feb	Mar	Apr	Monthly Trend
Correspondence Generated	8,479	427	730	298	↓
ECM Task List	5,338	445	576	346	↓
Civica Registers	7,903	586	847	360	↓
Data Input	2,895	189	237	23	↓
CRMs Generated	540	69	68	87	↑
CRMs Closed	817	151	131	105	↓
Phone Calls - Internal	6,332	616	787	439	↓
Phone Calls - External	3,051	113	261	177	↓
Phone Calls - Total	9,300	729	1,048	616	↓
ECM Registering	5,472	430	442	323	↓
Purchase Orders	805	53	107	96	↓
Receipt Invoices	795	63	78	109	↑
Reports	297	37	35	27	↓

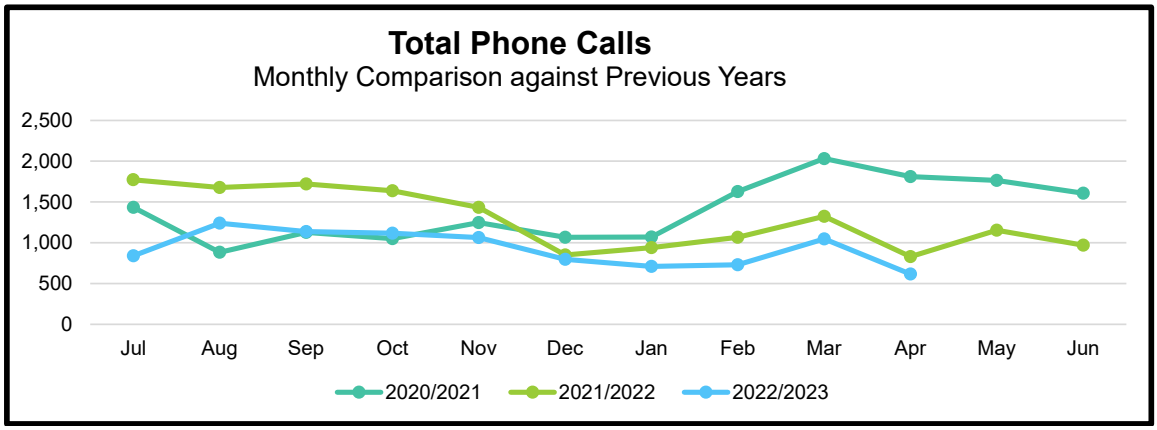

Customer Request Management (CRM)

Service	YTD	Feb	Mar	Apr	Monthly Trend
Community Development					
CRM Received	67	4	15	7	↓
CRM Completed	38	3	8	4	↓
Library Services					
CRM Received	48	0	1	0	↓
CRM Completed	47	0	0	0	–
Aquatic Facilities					
CRM Received	33	1	1	1	–
CRM Completed	21	0	0	1	↑
Caravan Parks					
CRM Received	4	0	0	1	↑
CRM Completed	3	0	0	0	–
Environmental Health & Local Laws					
CRM Received	2,417	276	290	247	↓
CRM Completed	1,826	206	213	163	↓
Parking					
CRM Received	12	0	1	0	↓
CRM Completed	12	0	1	0	↓
NRM & Climate					
CRM Received	205	18	30	15	↓
CRM Completed	70	5	12	6	↓
Customer Service / E-Services					
CRM Received	36	8	1	0	↓
CRM Completed	32	7	1	0	↓
Total CRMs for Community Services					
CRM Received	2,822	307	339	271	↓
CRM Completed	2,049	221	235	174	↓

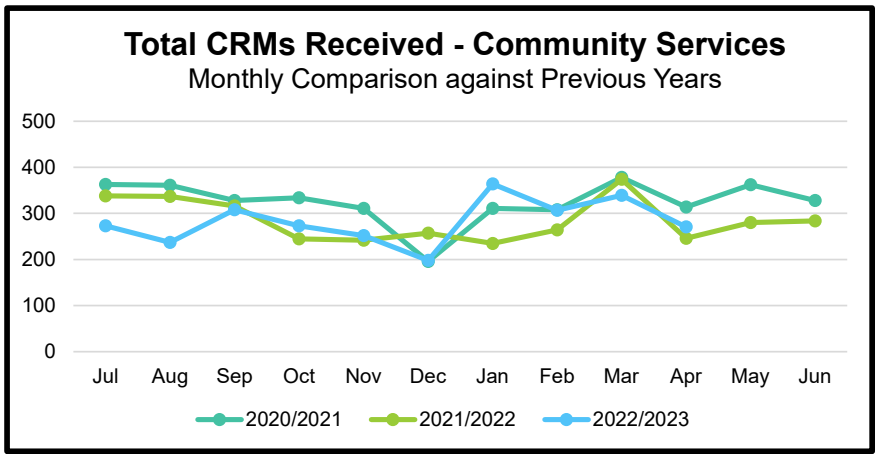

Community Development

The Community Development branch is responsible for assessing and acquitting community grants, developing and maintaining various community development related policies and registers, developing, and implementing various community programs such as cultural and recreational programs as well as maintaining various community facilities.

Operations

Service	YTD	Feb	Mar	Apr	Monthly Trend
Grant Applications					
Facility Management - Approved	2	0	0	1	↑
Facility Management - Approved ($)	20,000	0	0	0	–
Junior Elite Athlete - Approved	70	5	7	9	↑
Junior Elite Athlete - Approved ($)	51,500	3,250	1,750	5,750	↑
RADF - Received	13	4	0	0	–
RADF - Approved	10	0	5	0	↓
RADF - Approved ($)	58,367	0	40,576	0	↓
RADF - Acquittals	4	0	0	1	↑
Special Projects - Received	11	3	0	0	–
Special Projects - Approved	11	0	4	0	↓
Special Projects - Approved ($)	126,950	0	33,740	0	↓
Special Projects - Acquittals	1	0	1	0	↓
Sport & Rec Club - Received	44	9	8	1	↓
Sport & Rec Club - Approved	51	8	6	4	↓
Sport & Rec Club - Approved ($)	108,500	11,000	13,000	4,500	↓
Donation & Sponsorship Requests					
Donation Requests - Received	58	7	0	8	↑
Donation Requests - Approved	51	7	0	4	↑
Donation Requests - Approved ($)	47,830	6,958	0	5,600	↑
Fee Waivers - Approved	33	0	5	0	↓
Fee Waivers - Approved ($)	13,897	0	2,316	0	↓
Sponsorships - Received	30	3	8	4	↓
Sponsorships - Approved	16	1	2	3	↑
Sponsorships - Approved ($)	97,800	5,000	5,000	7,000	↑
Sponsorships - Approved (in kind)	33,030	0	0	0	–
Sponsorships - Acquittals	0	0	0	0	–
Events					
Council Events - External - Completed	18	1	3	2	↓
Council Events - External - Participants	5,570	143	1,073	1,069	↓
Council Events - Internal - Completed	12	0	2	0	↓
Council Events - Internal - Participants	424	0	80	0	↓
External Event Applications Received	75	5	13	3	↓

Cruise Ship Statistics

Statistics	YTD	Feb	Mar	Apr	Monthly Trend
Total Ships	74	8	13	4	↓
Total Passengers	157,898	10,469	30,148	12,220	↓
Off Ship Passengers & Crew	124,291	7,288	23,659	9,802	↓
Through Marina	117,427	7,288	18,572	8,025	↓
Town Visits	96,393	2,832	18,572	8,025	↓
Local Tours	27,898	4,456	5,087	1,777	↓

Junior Elite Athlete Recipients for April:

- Freddie Hazelton, Don Algie, Isabella Pisaniello, Tiarne Watson, Lola Boorman, Ruby Henry, Holly Perrin, Harrison Squires, Maali Bradley.

Events:

External:

- Movie Night Airlie Beach- Included pre-event activities with a mini get active Airlie Beach – 450 participants.
- Get Active Bowen – 619 participants.

Internal:

- N/A

Special Project Grants Successful Recipients:

- N/A

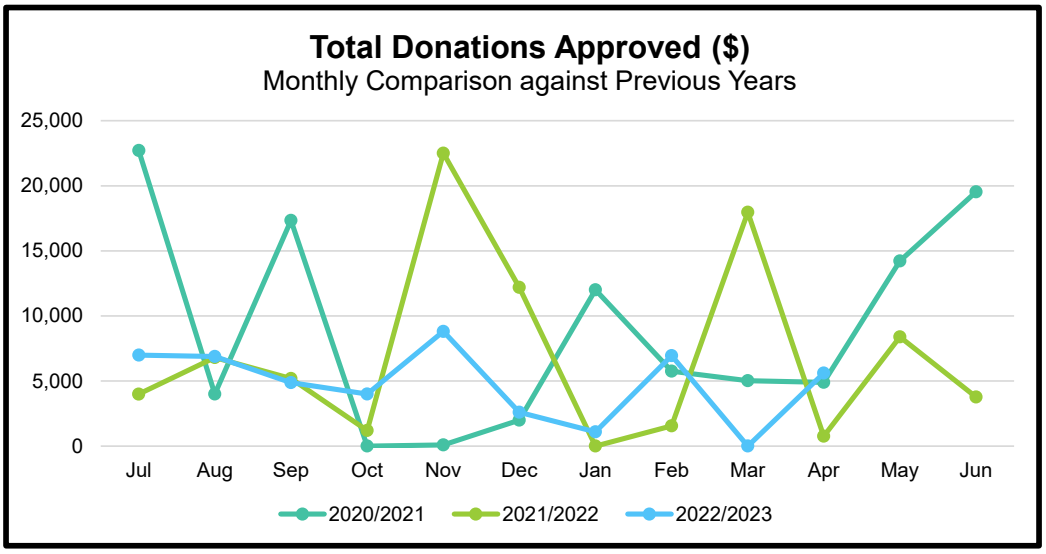

Community Services
Monthly Report | April 2023

The report from My Community Directory + Diary is currently unavailable while they install upgrades to the software. My Community Directory + Diary have supplied the following stats for the month of April:

Year	Month	Listing Views	Results Views	Users	Events
2023	February	1,422	5,132	2,901	45
2023	March	1,490	6,961	3,320	55
2023	April	1,252	5,443	2,555	101

Top categories viewed for the month of April:

Rank	Category	Listing Views
1	Health Services	359
2	Environment & Conservation	120
3	Recreation & Leisure	109
4	Sport	106
5	Community Clubs & Interest Groups	93

List of Health Services searched:

Rank	Service
1	Hospital
2	Allied Health
3	Dental & Oral Health
4	Mental Health Services
5	General Practice/Doctor
6	General Health Services
7	Specialists
8	Pharmacies
9	Emergency Departments
10	Child Youth & Family Health

Library Services

The Library Services branch is responsible for the provision of customer-centric services and resources to meet the information, recreation, cultural and lifelong learning needs of individuals and groups within the Whitsundays. The branch responsibilities include the design and delivery of library programs, promotion and marketing, collection development and maintenance, information/digital literacy opportunities, outreach, and service extension.

Operations

Service	YTD	Feb	Mar	Apr	Monthly Trend
Library Resources Acquired					
Bowen & Collinsville Libraries	2,448	163	344	208	↓
Cannonvale Library	4,064	481	447	315	↓
Proserpine Library	2,418	228	313	195	↓
e-Library	1,734	195	207	180	↓
Library Resources Borrowed					
Bowen Library	33,295	3,082	3,480	2,934	↓
Cannonvale Library	64,333	6,403	7,055	5,210	↓
Collinsville Library	4,058	477	403	287	↓
Proserpine Library	31,944	3,315	3,860	3,308	↓
e-Library	37,254	1,597	2,028	2,401	↑
Mobile Library	0	0	0	0	–
Library Attendance					
Bowen Library	26,614	2,573	2,961	2,498	↓
Cannonvale Library	39,641	4,037	4,567	3,846	↓
Collinsville Library	6,204	585	830	729	↓
Proserpine Library	24,303	2,455	2,738	2,042	↓
Library Website					
Website Visits	25,231	2,252	2,378	2,197	↓

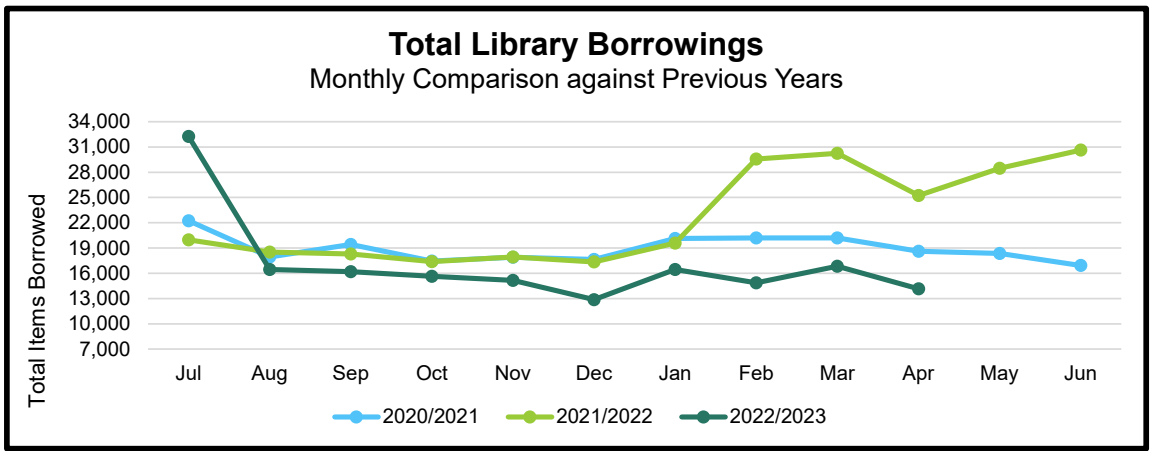

Community Services
Monthly Report | April 2023

Service	YTD	Feb	Mar	Apr	Monthly Trend
First 5 Forever (F5F)					
Resources - Acquired	157	12	51	6	↓
Resources - Borrowed by Branches	789	85	128	75	↓
Community Partnership Interactions	197	25	37	24	↓
Toolkits Distributed	136	13	2	2	–
F5F In Library - Activities Held					
Bowen Library	63	8	9	5	↓
Cannonvale Library	95	12	14	5	↓
Collinsville Library	28	4	4	2	↓
Proserpine Library	94	12	14	5	↓
F5F In Library - Activities Attendance					
Bowen Library	1,116	149	170	84	↓
Cannonvale Library	2,354	311	316	107	↓
Collinsville Library	135	28	38	8	↓
Proserpine Library	1,496	225	240	98	↓
F5F Community Outreach - Events Held					
Bowen Library	20	2	5	3	↓
Cannonvale Library	18	1	2	1	↓
Collinsville Library	9	1	0	0	–
Proserpine Library	11	1	2	0	↓
F5F Community Outreach - Events Attendance					
Bowen Library	1,018	33	86	655	↑
Cannonvale Library	1,463	21	202	150	↓
Collinsville Library	131	31	0	0	–
Proserpine Library	1,211	61	590	0	↓

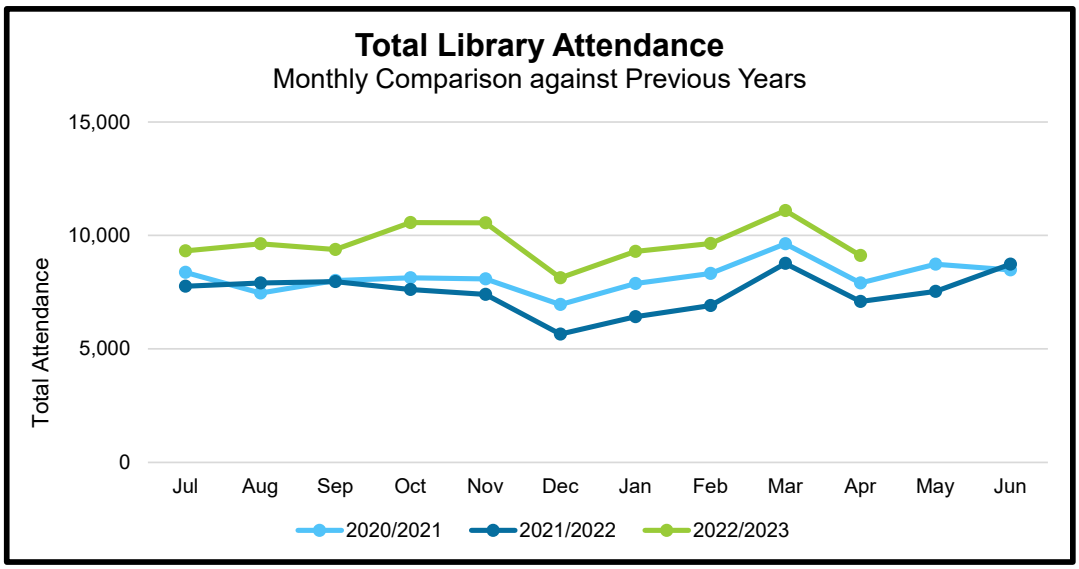

Whitsunday Regional Council

Community Services
Monthly Report | April 2023

Service	YTD	Feb	Mar	Apr	Monthly Trend
In Library Programs - Events Held					
Bowen Library - Adults	54	2	4	2	↓
Bowen Library - Children	71	1	4	14	↑
Cannonvale Library - Adults	55	5	5	5	–
Cannonvale Library - Children	143	12	14	16	↑
Collinsville Library - Adults	4	1	1	0	↓
Collinsville Library - Children	17	0	0	4	↑
Proserpine Library - Adults	44	6	2	4	↑
Proserpine Library - Children	66	4	4	5	↑
In Library Programs - Events Attendance					
Bowen Library - Adults	200	28	31	6	↓
Bowen Library - Children	1,095	4	57	216	↑
Cannonvale Library - Adults	316	16	28	42	↑
Cannonvale Library - Children	2,864	282	363	272	↓
Collinsville Library - Adults	24	5	2	0	↓
Collinsville Library - Children	132	0	0	25	↑
Proserpine Library - Adults	297	83	7	8	↑
Proserpine Library - Children	1,035	27	36	261	↑
Community Outreach - Events Held					
Bowen Library - Adults	41	4	4	3	↓
Bowen Library - Children	1	0	0	0	–
Cannonvale Library - Adults	39	4	2	3	↑
Cannonvale Library - Children	0	0	0	0	–
Collinsville Library - Adults	9	0	0	2	↑
Collinsville Library - Children	0	0	0	0	–
Proserpine Library - Adults	42	4	5	4	↓
Proserpine Library - Children	0	0	0	0	–
Community Outreach - Events Attendance					
Bowen Library - Adults	404	37	37	27	↓
Bowen Library - Children	19	0	0	0	–
Cannonvale Library - Adults	287	30	10	16	↑
Cannonvale Library - Children	0	0	0	0	–
Collinsville Library - Adults	7	0	0	1	↑
Collinsville Library - Children	0	0	0	0	–
Proserpine Library - Adults	520	47	61	51	↓
Proserpine Library - Children	0	0	0	0	–
Public Computer Usage					
Bowen Library	4,388	462	550	378	↓
Cannonvale Library	6,256	689	759	628	↓
Collinsville Library	216	13	9	6	↓
Proserpine Library	2,457	280	297	270	↓

Whitsunday Regional Council

Bowen Work Camp

Council partners with Queensland Corrective Services to provide beneficial works projects for the community and rehabilitate offenders with their return to society. They perform a multitude of tasks including maintenance of fences, cemeteries, sportsgrounds and showgrounds, propagation of plants and they also participate in many restoration and general maintenance projects.

Operations

Service	YTD	Feb	Mar	Apr	Monthly Trend
Community Landscape Maintenance Hours	2,709	0	308.25	243.75	↓
Community Indoor Tasks Hours	663	0	35	63	↑
New Project Assessment Hours	2	0	0	0	–
WRC Landscape Maintenance Hours	226	0	40.25	12.5	↓
WRC Nursery Maintenance/Propagation Hours	40	0	1.5	0	↓
WRC Indoor Tasks Hours	0	0	0	0	–
QCS Compound Duties Hours	645	0	57.5	55.5	↓

***No inmates for the month of February**

Projects

Project	Status	% Complete	Budget
Collinsville Youth Coalition – Installing table and chairs	On Hold	0%	✓
Bowen Neighbourhood Centre – Snipping and mowing yard until they move into new premises	In Progress	80%	✓

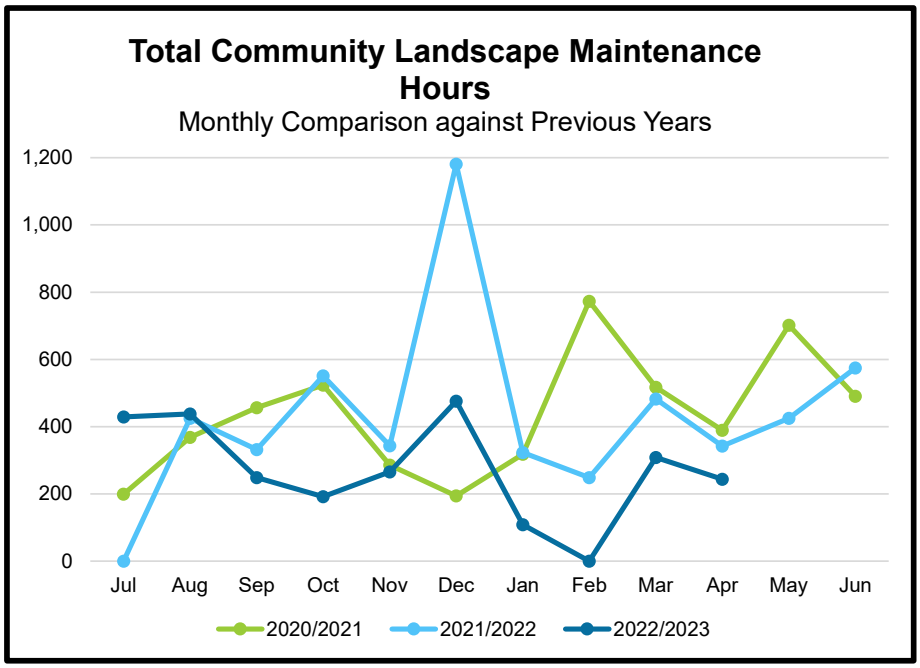

Aquatic Facilities & Caravan Parks

The Recreation Services branch is responsible for delivering recreation and youth programs that activate our public and open spaces, supporting recreation groups to secure funding for projects, maintaining Council's caravan parks and aquatic facilities, and master planning for future sport and recreation assets.

Aquatic Facilities – Operations

Service	YTD	Feb	Mar	Apr	Monthly Trend
Airlie Beach Lagoon – Total Users	333,730	30,961	37,029	32,229	↓
Airlie Beach Lagoon – Total Offences	2,822	326	393	169	↓
Pool Attendance – Bowen	63,463	8,422	9,652	4,803	↓
Pool Attendance – Collinsville	20,670	2,888	2,752	712	↓
Pool Attendance – Proserpine	39,816	3,955	3,603	2,853	↓

***Collinsville Swimming Pool closed during Winter months**

Caravan Parks – Operations

Service	YTD	Feb	Mar	Apr	Monthly Trend
Proserpine Tourist Park					
Occupancy (%)	60.4	45	50	58	↑
Revenue ($)	424,198	25,551	44,237	37,132	↓
Accumulated Revenue - Laundry Service ($)	6,444	445	600	481	↓
Wangaratta Caravan Park					
Occupancy (%)	49.3	21	29	39	↑
Revenue ($)	477,901	16,839	30,210	39,860	↑
Accumulated Revenue - Laundry Service ($)	6,347	254	301	352	↑

Caravan Parks Occupancy – Yearly Comparison for April

Service	2020	2021	2022	2023	Yearly Trend
Occupancy (%)					
Proserpine Tourist Park	19.5	43.6	52.3	58	↑
Wangaratta Caravan Park	17.4	37.4	42.0	39	↓

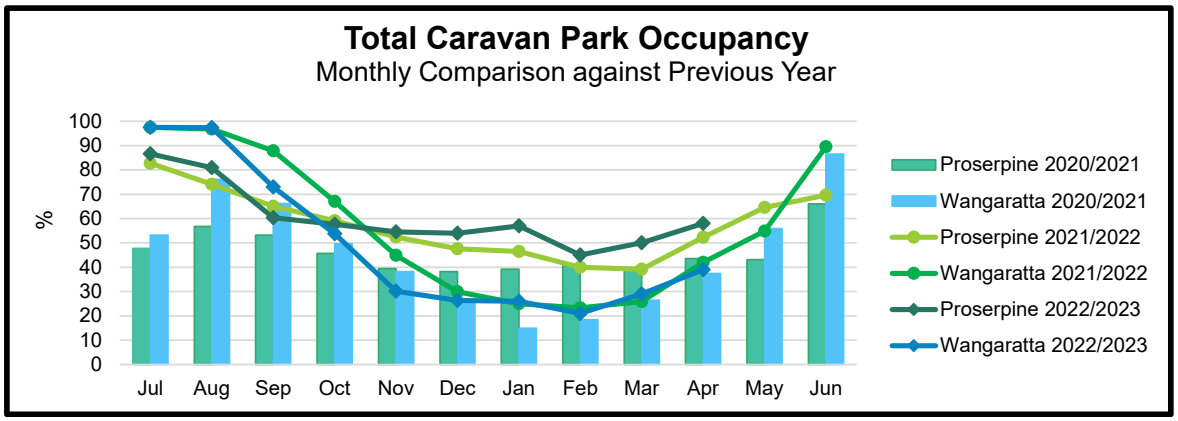

Proserpine Entertainment Centre

The Proserpine Entertainment Centre facilitates and delivers a wide variety of activities and programs from live performance to cinema, workshops and masterclasses to lectures and seminars.

Operations

Service	YTD	Feb	Mar	Apr	Monthly Trend
Ticketed Events					
Events Held – Public Program	12	1	1	0	↓
Events Held – Hires	19	0	2	1	↓
Events Held - Different Movies	28	0	8	12	↑
Events Held - Cinema Sessions	123	0	17	35	↑
Ticket Sales					
Ticket Sales - Performance - Walk Up	1,145	67	122	214	↑
Ticket Sales - Performance - Internet	5,153	552	495	515	↑
Ticket Sales - Performance - Phone	234	25	18	22	↑
Ticket Sales - Cinema - Walk Up	1,162	0	163	113	↓
Ticket Sales - Cinema - Internet	1,567	45	165	236	↑
Ticket Sales - Cinema - Phone	21	13	0	0	–
Functions & Events					
Functions	3	0	0	0	–
Functions – Attendees	138	0	0	0	–
Events	2	0	0	2	↑
Events – Attendees	1,500	0	0	1,500	↑
Hours					
Volunteer Hours	284	0	15	38	↑
Casual Hours (Paid) - Front of Hours	1,549.25	8	171.5	202.75	↑
Casual Hours (Paid) - Technical	1,423.5	0	133.25	299.75	↑
Booking Enquiries	45	2	6	4	–
Website Hits	67,681	7,385	8,704	11,518	↑
Facebook Reach	91,838	11,985	11,143	11,687	↑
Feedback	19	1	3	4	↑
Bar Sales	38,217.5	0	4,189.50	6,245	↑

Shows & Performances for the month of April:

- Beauty & The Beast (St Catherine's Catholic College)
- Cinema: Penguin Bloom, Goonies, Back to the Future II, Back to the Future III, Creed III, ET, Land Before Time, Paper Planes, Shazam 2, John Wick 4, Argonuts, Dungeons & Dragons.
- ANZAC Day (Dawn Service & Mid-morning service).

Environmental Health & Local Laws

The Environmental Health & Local Laws branch is responsible for regulation of all local laws and laws associated with Environmental Protection and Public Health. The Environmental Health Unit is responsible for licensing and inspection of food and accommodation premises, assessment of liquor licensing referrals, provides development conditions and the protection of the environment and public health. The Local Laws unit licenses prescribed activities and addresses all breaches of Local Laws including animal control and property compliance involving vegetation, accumulation of materials and temporary homes. Local Laws is also responsible for maintaining the animal impoundment facility, on/off-street car parking compliance and commercial parking operations. The branch is active in development, review and maintenance of related policies and registers.

Environmental Health – Operations

Service	YTD	Feb	Mar	Apr	Monthly Trend
Environmental Health					
Environmental Health – Plan Approval Applications Received	53	3	10	2	↓
Environmental Health Applications Received	71	7	12	0	↓
Food Safety Programs Received	1	0	0	0	–
Liquor Licence Referrals Received	22	0	4	0	↓
Food Business - Inspections	84	4	6	0	↓
Food Business - Re-Inspections	4	0	0	0	–
Food Safety Programs Audit Reports Reviewed	10	1	0	0	–
Personal Appearance Services - Inspections	3	0	0	0	–
ERAs - Inspections	1	0	0	0	–
Development Applications Referrals Received	2	0	0	0	–
Accommodation - Inspections	6	0	0	1	↑
Accommodation - Re-inspections	1	0	0	0	–
Erosion Sediment Control - Inspections	0	0	0	0	–
Complaints Received - Asbestos	2	1	0	0	–
Complaints Received - Litter & Dumping	7	2	1	1	–
Complaints Received - EH General	92	9	16	12	↓
Event Application Assessment	7	0	0	0	–
Food Inspection Compliance Categories					
Receiving (%)	95.70	100.00	100.00	100.00	–
Storage (%)	85.08	57.14	91.43	100.00	↑
Processing (%)	92.03	68.00	100.00	100.00	–
Display (%)	88.17	100.00	100.00	100.00	–
Packaging (%)	97.65	100.00	100.00	100.00	–
Transportation & Distribution (%)	75.00	0.00	0.00	100.00	↑
Recalls/Food Disposal (%)	90.75	70.00	62.50	100.00	↑
Health, Hygiene & Knowledge (%)	87.13	90.91	93.33	95.00	↑
Premises and Hygiene (%)	89.16	97.83	95.73	96.23	↑

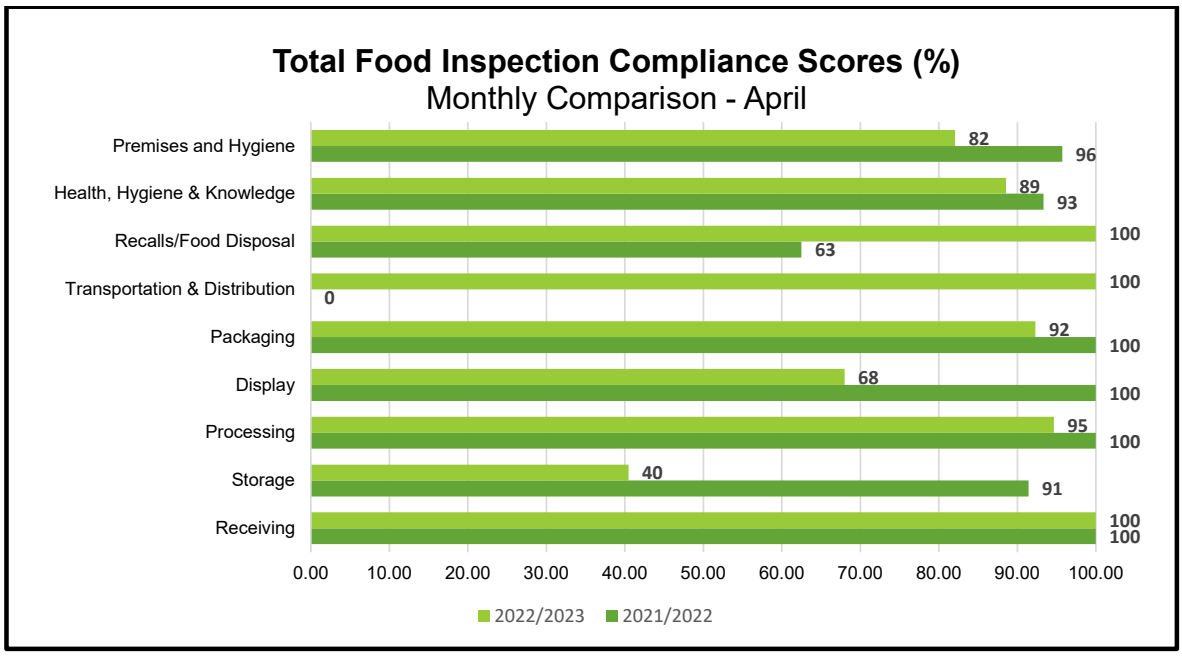

Local Laws – Operations

Service	YTD	Feb	Mar	Apr	Monthly Trend
Local Laws					
Local Law Applications Received	55	5	7	1	↓
Complaints Received - Animal Management	774	66	69	72	↑
Complaints Received - Other Local Law	1,159	146	256	127	↓
Compliance Notices Issued	368	57	85	50	↓
Renewal/Reminder/Final Notices	688	11	4	0	↓
Infringement Responses	755	53	84	31	↓
Dog Registrations	4,154	71	37	32	↓
Cat Registrations	498	5	3	3	–
Parking Infringements - Issued	1,607	126	127	132	↑
Parking Infringements - Waived	142	12	13	14	↑
Other Infringements - Issued	326	18	24	29	↑
Other Infringements - Waived	60	2	3	4	↑
Infringement Reminder Notices Sent	969	0	107	0	↓
Proserpine Self-Contained Vehicle Park Inspections*	1,319	0	0	0	–

***Proserpine Self-Contained Vehicle Park closed December – March**

Complaint Categories – Other Local Laws

1. Overgrown Property
2. Illegal Parking
3. Abandoned Vehicle
4. Illegal Dumping
5. Advertising

Commercial Parking – Operations

Car Parks	YTD	Feb	Mar	Apr	Monthly Trend
Heart of the Reef Transit Facility					
Occupancy (no.)	19	0	0	0	–
Revenue ($)	1,064	0	0	0	–
Port of Airlie					
Average Spend ($)	12.49	13.11	12.78	12.69	↓
Tariff (most selected)	12-24hr	12-24hr	12-24hr	12-24hr	–
No. of tickets purchased	21,297	1,616	1,861	2,083	↑
Revenue ($)	265,380	21,178	23,789	26,450	↑
Airlie Creek					
Average Spend ($)	4.40	4.67	4.69	4.56	↓
Tariff (most selected)	1-2hr	1-2hr	1-2hr	1-2hr	–
No. of tickets purchased	57,720	2,949	3,552	4,642	↑
Revenue ($)	251,903	13,772	16,662	21,154	↑
Broadwater Avenue					
Average Spend ($)	1	3.56	3.54	3.80	↑
Tariff (most selected)	1-2hr	1-2hr	1-2hr	1-2hr	–
No. of tickets purchased	5,391	1,507	1,522	2,362	↑
Revenue ($)	19,733	5,359	5,392	8,982	↑
Abell Point Marina					
Average Spend ($)	8.24	8.42	8.28	8.79	↑
Tariff (most selected)	4-12hr	4-12hr	4-12hr	4-12hr	–
No. of tickets purchased	18,261	1,237	1,638	2,014	↑
Revenue ($)	152,553	10,410	13,565	17,693	↑
Coconut Grove					
Average Spend ($)	5.79	5.63	5.48	5.29	↓
Tariff (most selected)	2-4hr	2-4hr	2-4hr	2-4hr	–
No. of tickets purchased	10,513	412	779	1,111	↑
Revenue ($)	62,336	2,319	4,268	5,881	↑

***Airlie Lagoon Precinct figures seperated to Airlie Creek & Broadwater Avenue Car Parks**

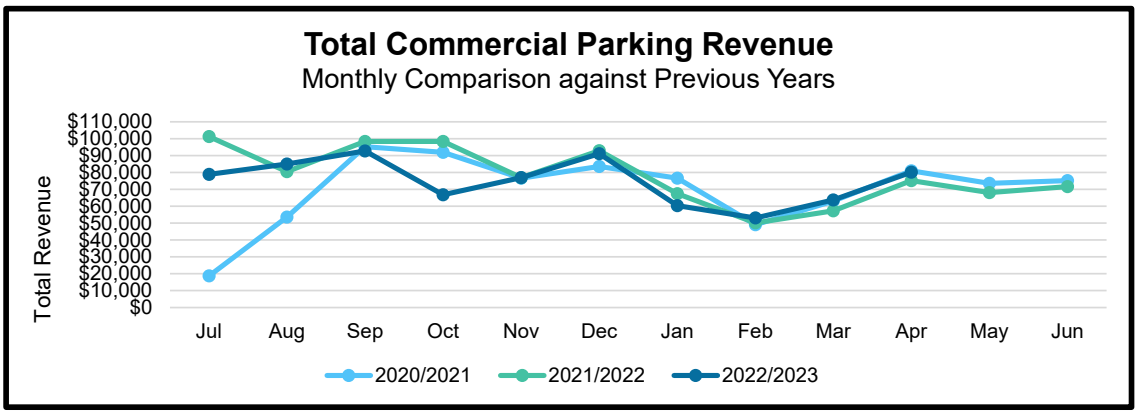

Natural Resource Management & Climate

The Natural Resource Management & Climate branch is responsible for developing and implementing various environmental and community health and safety programs such as pest, weed and water quality programs as well as maintaining stock routes and implementing the Biosecurity Plan.

Natural Resource Management – Operations

Service	YTD	Feb	Mar	Apr	Monthly Trend
Complaints Received - Pest & Weed	110	7	19	8	↓
Complaints Received - Environmental	95	11	11	7	↓
Property Pest Management Plan (PPMP) Implemented/Reviewed	21	5	3	2	↓
PPMP Annual Reviews Completed	25	1	1	0	↓
Landholder Access - Herbicide Rebate	48	5	6	5	↓
Landholder Access - Mechanical Rebate	2	0	0	0	–
Letters/Emails to Landholders - Weeds	520	74	98	86	↓
Property Visit/Inspections - Weeds	681	78	89	105	↑
Property Visit/Inspections - Feral Animals	272	212	15	10	↓
Feral Animals - Traps Set	9	2	0	0	–
Feral Animals - Trapped	18	0	0	0	–
Aerial Shooting - Flights	10	0	0	0	–
Aerial Shooting - Feral Animals Shot	1,463	0	0	0	–
Properties Baited	41	0	0	6	↑
Baits Laid (kg)	5,962	0	0	600	↑
Length of Road Reserve Sprayed (km)	174.5	0	73	100.5	↑
No. of Council Lots Sprayed/Inspected	37	5	0	2	↑
Mixed Chemicals Used (L)	2,715	800	0	15	↑
Workshops/Field Days/School Talks	6	1	0	0	–
Letters/Emails to Landholders – Environment/Bushfire Management	946	59	133	20	↓
Property Visit/Site Inspection – Environment/Bushfire Management	249	6	20	6	↓
PIN's/Biosecurity Orders/Compliance Notices Issued - Environment	6	0	0	0	–
Project Reports - not to Council	40	1	3	4	↑
Briefing / Council Reports	15	0	2	0	↓
Bushfire Hazard Reduction Burns	3	0	0	0	–
Bushfire Management Plans	45	2	6	1	↓
Environmental Planning Projects Completed	3	0	0	0	–
DA's Assessed (including RFI & Conditions & Advice) Completed	36	0	0	0	–
Correspondence Out - CCAT	243	53	130	46	↓
Projects/Works Completed - CCAT	32	11	11	7	↓

Projects

Project	Status	% Complete	Budget	Time
Bushfire Management Program	In Progress	50%	✓	✓

Climate Projects

Project	Type	Status
Whitsunday Industry Resilience Project	Economic	Finalised
Funding and Financing Adaptation – A Case Study	Economic	Stage 1 finalised
Whitsunday Water Treatment and Pumping Optimisation	Economic	Underway – CQU Masters student in year 1 of 2
Whitsunday Healthy Heart (WHH) Project	Social	Underway (year 3 of 4)

Update

Pest Management Projects:

- **Weeds**
  - Work is continuing with the control of declared weeds along State roads as part of the RMPC program with Dept of Main Roads.
  - The Urban Leucaena Management Program is continuing to remove and treat Leucaena in urban areas.
  - Council staff are working with Dept of Agriculture and Fisheries on a Grader Grass trial project to determine the most effective treatment and controls for this invasive plant.

- **Animals**
  - Council staff are working with James Cook University on a Yellow Crazy Ant DNA project. Council staff collected soil samples at a number of locations with and without YCA which will be part of a Program to develop a method to test for the presence of YCA using soil sampling.
  - The aerial baiting of yellow Crazy Ants at Shute Harbour occurred on the 13th of April.
  - Coordinated 1080 baiting has been continuing with landholders in the western areas of the Shire.
  - Council is developing projects with the State Government to control feral deer population in our Western areas of the Shire.

- **Mosquitos**
  - No work on mosquitos this month.

Other Natural Resource Management Projects:

Collinsville Flying Fox

- Council worked with Collinsville residents on the 3rd to the 6th of April as part of a coordinated smoking action to try and move the 2800 black Flying fox out of town.
- On the 28th of April the population of Flying Fox in Collinsville is approximately 2,450 with most being located on eight residential properties.

Bushfire Management

- There is now a program of bushfire workshops set for the 13th to the 27th of May. The topics covered will be Introduction to Bushfire Management, Cultural Burns and the Use of Fire in Regenerative Agriculture. Council will be advertising dates and venues shortly.
- The Bushfire Resilience Project continues to develop property bushfire plans for interested landholders.

Environment Projects

- Pioneer Bay Go Slow marine zone project is still in the information gathering phase and meeting with MSQ.
- The Matters of Local Environmental Significance project has developed a number of case study sites to explore its possible application prior to presentation to Council.
- Cannonvale Creeks Revegetation Project is preparing to do some planting in the Corrimandle Grove area in May.

Climate Change

- Council has engaged VERIS to assist with the Urban Shoreline Benchmarking Project. This Project will start in the next few weeks and will involve the use of drones to collect LIDAR information along our urban coastline. The data will be used to develop a 2023 shoreline which can be used to monitor rates of coastal erosion and could be used as a decision support tool to decide when and where beach nourishment may be undertaken.
- The Whitsunday Healthy Heart Project is continuing to advise the carbon calculator for the tourism industry.

Customer Service

Call Centre – Operations

Service	YTD	Feb	Mar	Apr	Monthly Trend
Business Hours Call Centre					
Calls Received – Total CS	48,840	5,108	5,653	3,281	↓
Calls Received – 1300 WRC QLD	29,954	3,320	3,634	2,499	↓
Calls Answered	26,475	2,919	3,109	2,161	↓
Calls Overflowed	2,376	245	384	257	↓
Calls Abandoned	938	133	141	55	↓
Calls Abandoned (%)	3.13%	4.00%	3.88%	2.20%	↓
Untracked Calls (Voice Msg)	266	23	67	26	↓
***ASL - Average Service Level (%)**	81.6%	81.3%	77.6%	86.1%	↑
***ASA - Average Speed of Answer**	22	25	25	21	↓
***AHT - Average Handle Time/Secs**	209	226	225	233	↑
After Hours Call Centre					
Calls Received– Total (inc test)	1,452	89	83	156	↑
Calls Answered– (Charged)	919	72	62	125	↑
Calls Abandoned (%)	9.8%	12.36%	13.25%	–	–
***ASL - Average Service Level (%)**	68.5%	50.6%	63.9%	62.0%	↓
***ASA - Average Speed of Answer**	–	61	41	54	↑
***AHT - Average Handle Time/Secs**	–	200	201	225	↑

Customer Transactions

Service	YTD	Feb	Mar	Apr	Monthly Trend
Receipts	126,102	12,958	28,944	9,638	↓
eServices Receipts	2,940	206	882	168	↓
eServices Receipts (%)	2.33%	1.59%	3.05%	1.74%	↓
Requests	20,355	2,305	2,226	1,488	↓
Counter Stats at FPOC (pay/req)	21,044	2,406	2,985	1,034	↓
eServices CRMs	33	8	1	0	↓
eServices CRMs (%logged)	0.16%	0.35%	0.04%	0.00%	↓

Payments:

- Total BPay, Austpost, Direct Deposits & EServices payments at **67.92%** of total payments.

Incoming Calls & Requests:

- CRM completion was **93.3%**.
- Total of **1,034** visitors through the service centres.
- WRC Call Statistics at **86.1%** of calls answered in 25 seconds.
- First Point of Contact (FPOC) resolution was at **76.3%** for April.

Community Services
Monthly Report | April 2023

Top Issues

Service	YTD	Feb	Mar	Apr	Monthly Trend
Counter Receipts					
Rates Receipt	4,900	734	1,303	140	↓
Rates Search	1,552	143	160	112	↓
Water Charges	2,311	43	915	110	↓
Special Water Meter Reads	607	53	53	49	↓
Building Searches	320	36	33	40	↑
Telephone (First Point of Contact)					
Rates/Water Billing	2,686	315	320	172	↓
Local Laws/Compliance and Environment	1,505	119	151	107	↓
Building/Plumbing/Planning & Develop.	809	89	73	77	↑
Water/Sewerage/Trade Waste	708	99	86	70	↓
General	1,245	93	98	62	↓
After Hours					
Water Supply Issue	272	27	16	28	↑
Wandering Animals	72	4	7	10	↑
Parking	36	3	4	7	↑
General	58	3	8	5	↓
Public Amenities/Pools	33	2	7	5	↓

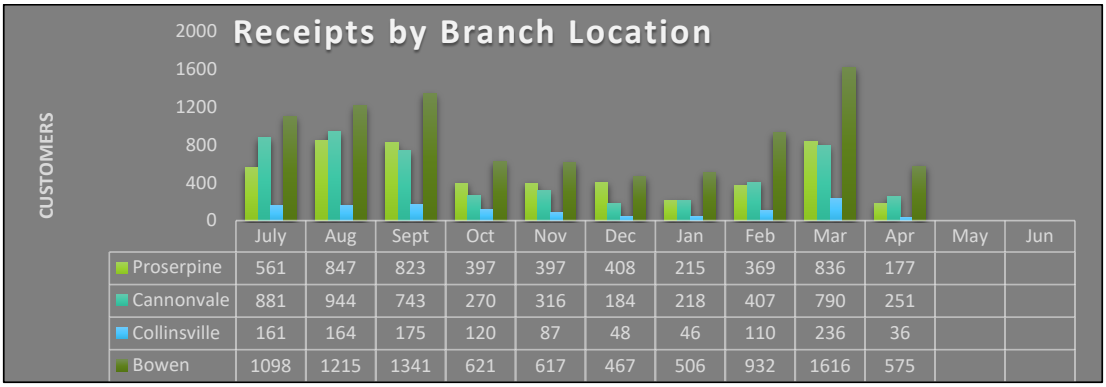

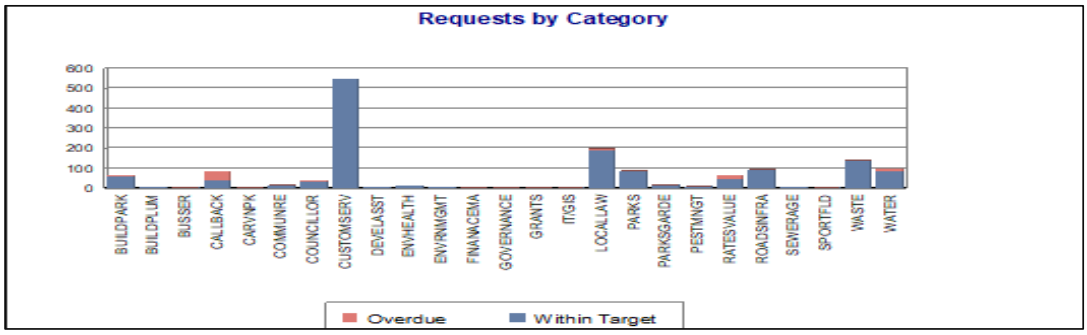

Whitsunday Regional Council

Cultural Heritage

Our Cultural Heritage includes all the elements of our cultural way of life which have gone before us, and which exist now. Cultural Heritage is an expression of the ways of living developed by a community and passed on from generation to generation, including customs, practices, places, objects, artistic expressions, and values.

Cultural Heritage includes the Reconciliation Act Plan (RAP) for increased recognition of the Indigenous People in the Whitsunday Region and the Indigenous Land Use Agreement (ILUA) sets out activities and communications with all Traditional Owners in the region. The ILUA will ensure Council is compliant and provide the community with knowledge on the Traditional Owners within our region.

Operations

Service	YTD	Feb	Mar	Apr	Monthly Trend
Meetings with Traditional Owners	3	0	0	1	↑

- On-site meeting held in Collinsville with Jangga Operations on Monday, 11 July 2022.
- Jangga Consultative Committee Meeting held in Charters Towers on Thursday, 17 November 2022.
- Jangga Consultative Committee Meeting held in Bowen on Tuesday, 18 April 2023.

Projects

Project	Status	% Complete	Budget	Time
Review of Reconciliation Action Plan	In Progress	10%	✓	✓
Indigenous Land Use Agreements (ILUA)	In Progress	80%	✓	✓

14 MATTERS OF IMPORTANCE

This item on the agenda allows Councillors the opportunity to raise an item not included on the agenda for discussion as a matter of importance.

15 LATE REPORT ITEMS

No late agenda items for this meeting.

16 CONFIDENTIAL MATTERS

16.1 Corporate Services

16.1.1 - 2023/24 Commercial Schedule of Fees & Charges

CONFIDENTIAL

S254J Local Government Regulation 2012 - Closed Meetings

(1) A local government may resolve that all or part of a meeting of the local government be closed to the public.

(3) However, a local government or a committee of a local government may make a resolution about a local government meeting under subsection (1) or (2) only if its councillors or members consider it necessary to close the meeting to discuss one or more of the following matters—

– (g) negotiations relating to a commercial matter involving the local government for which a public discussion would be likely to prejudice the interests of the local government.

16.1.2 - Lease - Whitsunday Coast Airport - Lot 50 on CPHR808298 - IOR Aviation

CONFIDENTIAL

S254J Local Government Regulation 2012 - Closed Meetings

(1) A local government may resolve that all or part of a meeting of the local government be closed to the public.

(3) However, a local government or a committee of a local government may make a resolution about a local government meeting under subsection (1) or (2) only if its councillors or members consider it necessary to close the meeting to discuss one or more of the following matters—

– (g) negotiations relating to a commercial matter involving the local government for which a public discussion would be likely to prejudice the interests of the local government.